

2nd edition

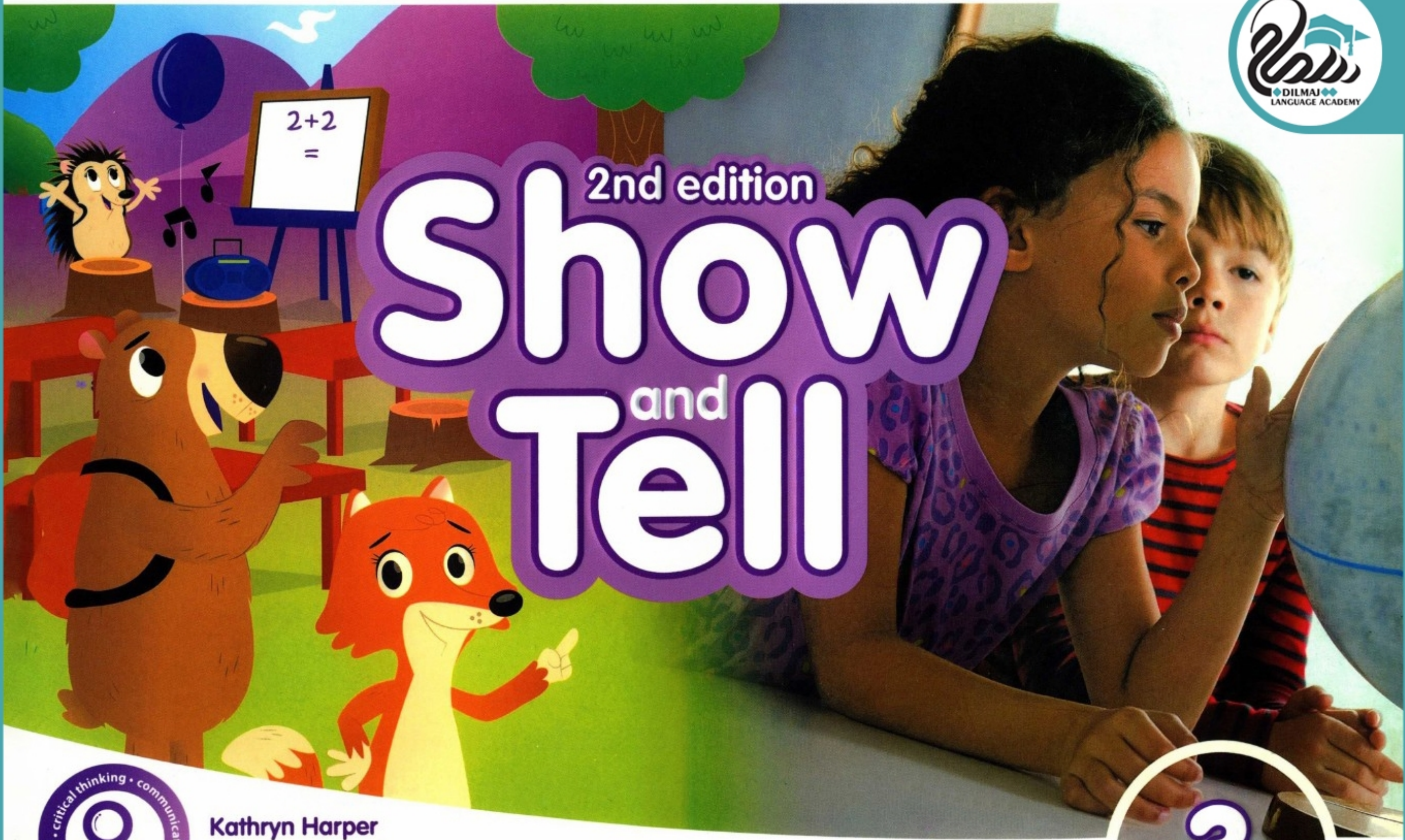
Show and Tell

3D



Student Book
Activity Book
Literacy Book
Numeracy Book

این مجموعه با تلاش تیم آکادمی زبان دیلماج
جهت رفاه حال زبان آموزان در تهیه کتاب مورد نظر، جمع آوری گردیده است
هرگونه کپی برداری خارج از سیستم آموزشی، شامل پیگرد قانونی خواهد بود



2nd edition

Show and Tell




Kathryn Harper
Gabby Pritchard
Margaret Whitfield

Student Bookwww.DilmajAcademy.ir**3**

Unit 8

How do we make music?

Lesson 1



She likes to play the piano.



piano



guitar



flute



tambourine



drums



shaker

1 Point and say. 2 2.27 Listen and stick. 3 2.28 Listen and play the game. 4 Listen again and clap.

Structure: He/She likes to play the (piano).

Unit 8 · Lesson 2

Game

89

Read with me

Lesson 3

Listen To The Music

1

Listen to the sound.

She likes to play slow music.

2

Slow music makes me feel sleepy.

Shhh! Benny!

3

I like to play fast music.

4

Now that's LOUD!

YES! I like to dance to loud music.

5

I like to dance! I like to sing, too.

You are a cool bear.

Please sing, Benny.
Don't shout!

6

Come on, everybody.
Let's dance and sing.



play the drums



shake your legs



move your arms

1



loud
fast

2



slow
quiet

3



slow
fast

4



quiet
fast

5



loud
slow

6



lively
quiet

1 2.30 Sing and do. 2 2.31 Listen and trace the correct word. 3 Say the sentences.

Vocabulary: loud, fast, slow, quiet, lively, soft

Structures: He/She likes to play the (flute). The music is (fast).

Say it with me

Lesson 5

Clap and count: 1, 2, 3, 4.
Open your mouth.
You can sing out loud.
But please don't shout!

Sounds cool!



Follow me

Lesson 6

What's wrong with James?

Maybe he's lonely.

Come and play with us, James.

You can play the drums.


If someone's lonely,
And looks a bit sad,
Say "Come, play with us."
And make them feel glad.

Okay. Thanks.

Explore with me


Lesson 7

1



Listen to the trumpet. The music gets louder.

2



Listen to the violin. The music gets quieter.

3



Listen to the flute. The music gets faster.

4



Listen to the piano. The music gets slower.

Think with me

Lesson 8

piano trumpet shaker guitar violin


☐


☐


☐


☐


☐

1 Talk about the picture. 2 2.37 Listen and number. Write. 3 2.38 Listen and sing.

Vocabulary: louder, quieter, faster, slower, Musical instruments

Structures: Get louder/quieter/slower/faster.

Show me

Lesson 9

She likes to play the piano.



He likes to play the guitar.



She likes to play the flute.



She likes to play the drums.



He likes to play the tambourine.

Show and Tell

Lesson 10



I like to play my shaker fast!

I like to sing and play my shaker!



1 Talk about the pictures. 2 Make shakers. 3 Show and tell.

Vocabulary: Musical instruments, Adjectives

Structures: I like to (sing). I like to play my (shaker) (fast).

AB
97

NB
50

Unit 8 • Lesson 10

Project

97

Unit 9

When do we change our clothes?

Lesson 1






shirt



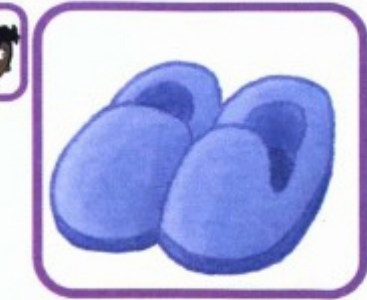

tracksuit



Is he wearing blue jeans?



No, he isn't.



slippers



sneakers



pajamas

Read with me

Lesson 3

The Red Pajamas

1

It's time for bed.
Is Fifi playing with sticks?

No, she isn't. She's making a surprise.

2

Finished! Surprise!

Is it a blanket?

3

They're pajamas!
They're for you.

Red? I don't like red!

4

Is Benny putting
on his pajamas?

Yes, he is.

5

My pajamas are too small.

My pajamas
are too big.

No! Take them off. Swap them.

6

I love my pajamas.
Thank you.

You're welcome.

Super Bear!
Thank you.




It's time to get up.



putting on his jeans



Yes, he is.



morning

night

Say it with me

Lesson 5



Where are my pajamas?
Please help me look.

Red wool pajamas,
hanging on a hook.

Follow me

Lesson 6

Where is my blue shirt?
I can't find it.

Put your clothes away.
Then you can find them.

Is this your blue shirt?

Yes, it is. Thanks.

Clothes on the floor,
Is a bit lazy.
And messy rooms,
Can drive you crazy.

Keep your bedroom,
Clean and neat.
Then you can relax,
And put up your feet.

1 2.47 Listen and follow. Listen and repeat. 2 Say and act out. 3 2.48 Listen and chant. 4 Watch.

Value: Helping at home

Structures: Where is my (blue shirt)? Put your (clothes) away. Then you can find (them). Is this your (blue shirt)? Yes, it is. Thanks.

Explore with me

Lesson 7

1



This is Max's favorite costume.
He has a cape and a mask.
Max likes to read superhero stories.

2



This is Eliot's favorite costume.
He has a scarf and an eye patch.
Eliot likes to read pirate stories.

3



This is Lara's favorite costume.
She has a wand and a tiara.
Lara likes to read fairytales.



1 Talk about the picture. 2 Match and say. 3 2.50 Listen and sing. 4 Play the game.

Vocabulary: ballet shoe, tiara, cape, eye patch, fairytales, pirate stories, superhero stories, Clothes

Structures: He's/She's wearing (a mask). He/She likes to read (fairytales). Whose (book) is this? It's (Sam)'s.

Show me

Lesson 9

Is  wearing a yellow shirt?

No, he isn't.

Is  wearing jeans?

Is  wearing purple slippers?

Is  wearing green pajamas?

Is it a girl or a boy?

A girl.

Is she wearing jeans?

No, she isn't.

Show and Tell

Lesson 10



1 Talk about the pictures. 2 Dress up as your favorite story character. 3 Show and tell.

Vocabulary: tiara, scarf, cape, king, pirate, princess, Clothes

Structures: I'm wearing (a red cape).

AB 107
NB 56

Unit 9 - Lesson 10
Project

Little Lukie

Review 3



1 This is Little Lukie with his mom and dad.




2 It is Lukie's first day of school.



3 On the way, Little Lukie sees a tiger.



4 Then Little Lukie sees another tiger.



5 Then Little Lukie sees another tiger.



6 And another tiger.

Review 3

Story

1 Talk about the pictures.

2 2.51 Listen and follow. Listen and repeat.

3 Talk about the story.


4 Act it out.

Value: Being brave

Vocabulary: pancakes, sweet, beautiful, perfect, gorgeous, noise, angry, bite, butter, safe, tiger, breakfast, lunch, dinner, shiny, silver, snack, glasses



7 Lukie is very sad. He hears a noise.




8 The tigers are very angry. They bite their tails.



9 The tigers go faster and faster.



10 The tigers turn into butter.



11 Mom sees Little Lukie. She is happy.



12 Dad makes pancakes with the butter.

The Show and Tell Show!

Lessons 1&2

Let's think what we can do for our show!

2



My pajamas are too _____.

page

4



I want m _____ t.

page

3



T _____
y _____.


page

1



page

5



10, 20, ____, 40, 50,
____, 70, 80, ____, 100

page

6





We're playing music.
It's fast.



We're speaking.
We're loud!



We're chanting.
We're dancing, too!



5 Practice. 6 + Perform.

Vocabulary: Units 1-9

Structures: Units 1-9

Show • Lessons 3&4

Practice
& Performance

111

It's a Wrap!

Lesson 1

c o f f e e s h o p



window
 bread
 cake
~~coffee shop~~
 scooter
 monkey
 chef
 flute
 cape

w _ _ n _ _ w

c _ _ f

c _ _ k _ _

c _ _ p _ _

s _ _ o _ _ t _ _

b _ _ e _ _

f _ _ u _ _

m _ _ k _ _ y




I like _____.



I'm good at _____.



I like to play the _____.



My favorite animal is the _____.

1 Draw yourself and write your name. **2** Write about you.

Vocabulary: Food, Actions, Musical instruments, Wild animals

Structures: I like (pasta). I'm good at (dancing). I like to play the (drums). My favorite animal is the (lion).

It's a Wrap! • Lesson 2
Revision

Unit 8 How do we make music?

(page 129)

tambourine	piano	guitar
flute	drums	shaker

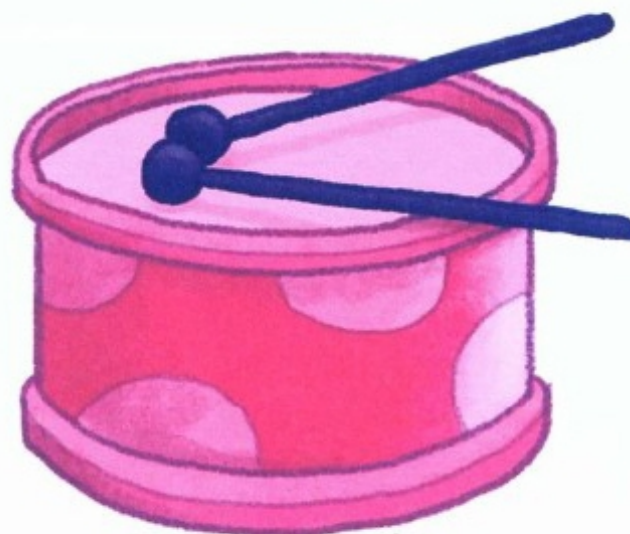
Unit 9 When do we change our clothes?

(page 131)

shirt	tracksuit	jeans
slippers	sneakers	pajamas

Unit 8

How do we make music?



Unit 9

When do we change our clothes?







2nd edition
**Show
and
Tell**



Excellent!

Name: _____



$$2+2=$$

2nd edition

Show and Tell



Kathryn Harper
Gabby Pritchard
Margaret Whitfield

Unit 8

How do we make music?

Lesson 1



flute



guitar



piano



tambourine



shaker



drums



shaker

drums

~~flute~~

piano

tambourine

guitar

She likes to play
the flute.

flute



1 Write and say.

Vocabulary: flute, piano, drums, tambourine, shaker, guitar

Structure: He/She likes to play the (flute).

Read with me


Lesson 3

loud fast slow



I like to play

_____ music.



I like to play

_____ music.



I like to play

_____ music.



The drums

are l _ _ _ .



The guitar

is f _ _ _ .



The flute

is s _ _ _ .



1 Look and complete the sentences.

Vocabulary: fast, loud, slow

Structures: The (drums) are (loud). The (guitar) is (fast).

Say it with me

Lesson 5



mouse / shout



house / count



mouth / loud



mouse / cloud

cloud house mouse mouth



The _____ is under a _____ .



The _____ has a pea in his _____ .


Follow me

Lesson 6



Come and play
music with us.

Come and play
basketball with us.



Come and
swim with us.

Come and eat
with us.



1 Read and match.

Value: Including others

Structure: Come and (play) with us.

Explore with me

Lesson 7

faster louder ~~quieter~~ slowerquieter







6

trumpets

flutes

violins

piano

shakers



Fifi's Challenge


Count the children. How many children altogether?

1 Count and write.

Vocabulary: Musical instruments

Structure: There are (6) (trumpets).

What does she like playing?



drums

~~she~~

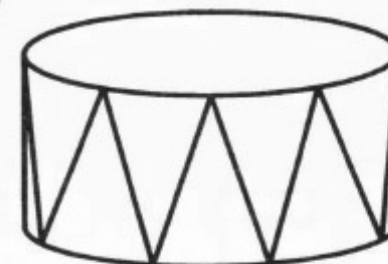
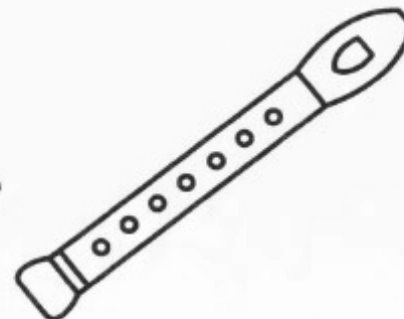
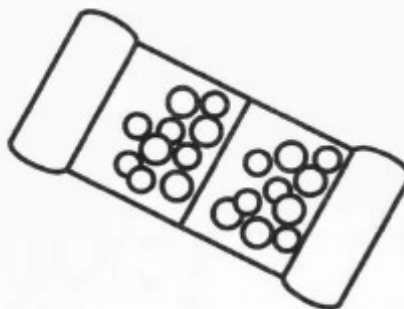
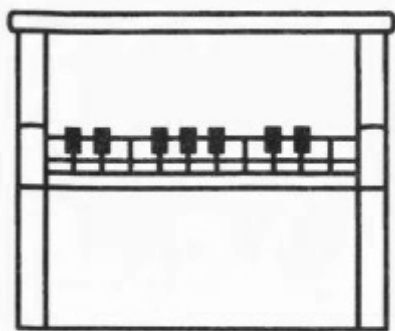

playing

the

likes

She _____

I like music.
I like to play music.
It's so easy.
I like to play the _____ .
Just listen to me.
1, 2, 3!



1 Make your own song. Draw.

Vocabulary: piano, tambourine, shaker, flute, drum, guitar

Structure: I like to play the (piano).

Unit 9

When do we change our clothes?

Lesson 1




shirt



tracksuit




pajamas



slippers



sneakers



jeans

~~pajamas~~ shirt sneakers tracksuit

Is he wearing



pajamas ?

No, he isn't.


Is he wearing



_____ ?

Yes, he is.

Is he wearing a



_____ ?


No, he isn't.

Is he wearing a



_____ ?

Yes, he is.



He's wearing jeans.
He isn't wearing slippers.

1 Read, complete the sentences, and draw.


Structures: Is he wearing a (shirt)? Yes, he is. / No, he isn't.

Read with me

Lesson 3




These purple pajamas are
too big / too small / great.



These blue pajamas are
too big / too small / great.




These red pajamas are
too big / too small / great.




These pink pajamas are
too big / too small / great.

taking getting going putting

Morning

1 She's **g** _____ up.2 He's **p** _____ on
his shirt.

Night

3 She's **t** _____ off
her socks.4 He's **g** _____ to bed.

1 Read and complete the words.

Vocabulary: get up, put on, take off, go, his, her, Clothes

Structure: He's/She's (taking off) (his/her clothes).

Say it with me

Lesson 5

balloon

book

~~boot~~

foot

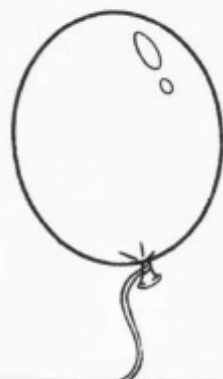

hook



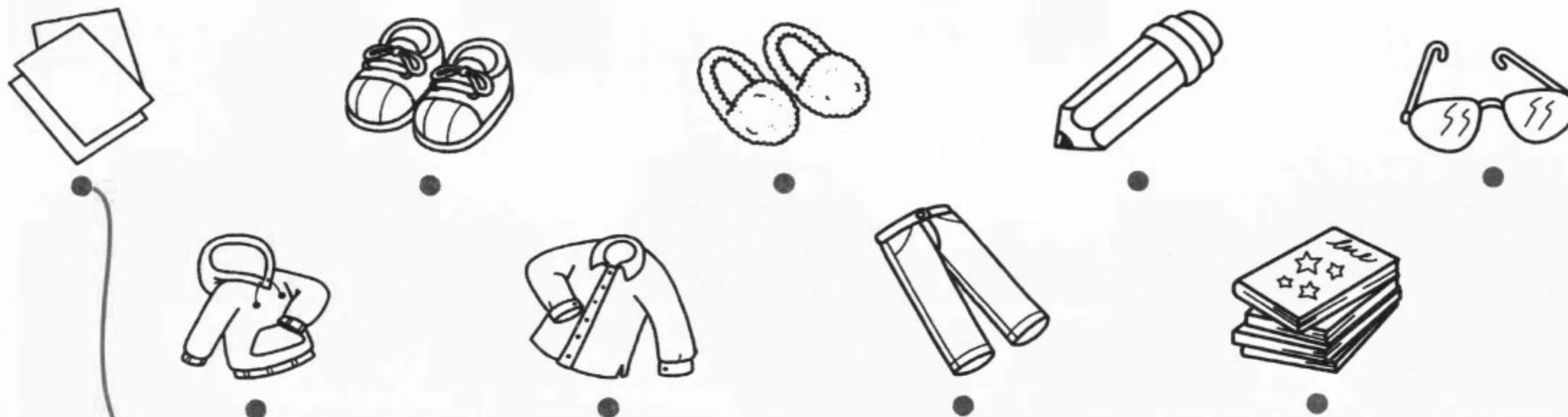
wool

A red wool hat,
hanging from a hook.



boot





1 Clean up! Match.

Value: Helping at home

Structures: Put your (clothes) away.

Explore with me

Lesson 7

This is my favorite costume.



I like to read
fairytales.

☐


I like to read
superhero stories.

☐


I like to read
pirate stories.

☐

~~tiara~~ mask hat

Tom



Jamie



Emily



Whose tiara is this?
It's Emily's.



Whose _____ is this?
It's _____.



Whose _____ is this?
_____.

1 Look and read. Complete the questions and answers.

Vocabulary: tiara, hat, mask

Structures: Whose (tiara) is this? It's (Emily)'s.

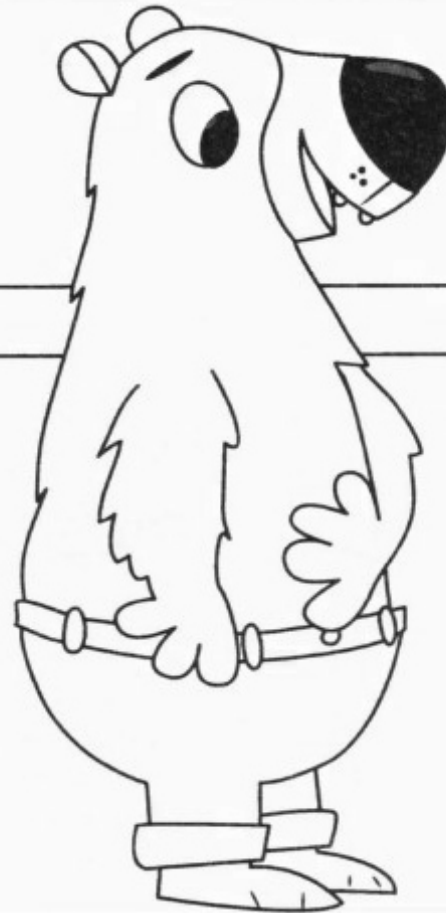
Show me

Lesson 9

sneakers

pajamas

slippers

~~jeans~~



He's wearing
blue
jeans .

She's _____

 _____ .

She's _____


 _____ .



1 Who is your favorite character? Write. 2 Match and color.

Vocabulary: costume, jacket, pants, T-shirt, shorts, dress, mask, hat, tiara, Colors

Structure: He's/She's wearing a (red) (cape).



~~nurse~~

pajamas

~~piano~~

slippers

violin

zookeeper

Jobs

nurse

A

works in a hospital.

Musical instruments

piano

I like to play the

Clothes

I'm wearing



1 Read and write. Complete the sentences and say. 2 Color for you.

Vocabulary: nurse, pajamas, piano, slippers, violin, zookeeper, hospital, zoo

Structures: A (nurse) works in a (hospital). I like to play the (piano). I'm wearing (pajamas).

It's a Wrap!

Units 1-9

1

JANUARY FEBRUARY MARCH APRIL MAY
JUNE JULY AUGUST SEPTEMBER OCTOBER
NOVEMBER DECEMBER



When is your birthday?

My birthday is in _____.

3



playing music



drawing



dancing



running



swimming

What do you like doing?

I like _____.

2



fruit



bread



milk



vegetables



beans




cereal


What do you have for breakfast?

For breakfast, I have _____.

4



giraffes



elephants



cats



birds



rats

What animals are taller than you?

_____ and _____

are taller than me.

5




loud



fast



quiet



slow

What kind of music do you like?
I like _____ music.

6



classroom



house



coffee shop



zoo



park

Where are you now?
I'm in the _____.

7



jeans



a tracksuit



a shirt



socks




sneakers



a dress

What are you wearing?
I'm wearing _____.

8



go on the
waterslide



eat



play



visit my
family



read books



have fun

What do you do on vacation?
I _____.



2nd edition

Show and Tell

Literacy



Kathryn Harper
Gabby Pritchard
Margaret Whitfield

Unit 8

1  1.36 Listen and point. Listen and repeat.



ou



1 Look and say. 2  1.37 Listen and circle the word.

1



mouse



moose

2



shout



shut

3



mouth

$$2+2=4$$

math

4



flour



fly

5



loud



load


6



pouch



peach

1 Say. 2 Write the rhyming words. 3  1.38 Listen and repeat.

cloud ~~house~~ our out

1



mouse



house

2



shout



3



flour




4



loud



- 1  1.39 Listen and follow. Listen and repeat. 2 Read aloud.

Where's Mick?

1



This is Jay.

2



Today, Mick is out of his house.

3




Grandma is in the kitchen.
Mick is in the kitchen, too.

4



Grandma drops the flour and shouts.

1  1.40 Listen and chant. 2 Point and say.

**Where's the mouse?
Where's the mouse?
It's out of its house.
Where's the mouse?**

**Is it in the toy box,
Or under the rug?
No. It's in the kitchen,
Hiding in a jug!**



1 Read and do. 2 Play a game.

1



Shout.

2



Count to 10.

3



Say a mouse sound.

4



Crouch on the ground.

5



Run around.


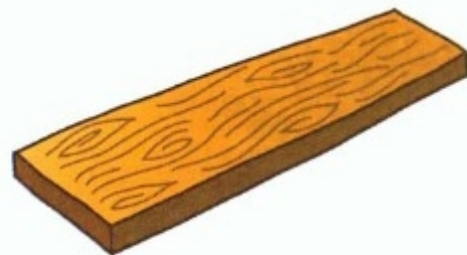
6



Sing out loud.

Unit 9

1  1.41 Listen and point. Listen and repeat.



1  1:42 Listen and join the words with the short **oo** sound. Listen and write.

cook good ~~look~~ woof

1



look

oo

6



2



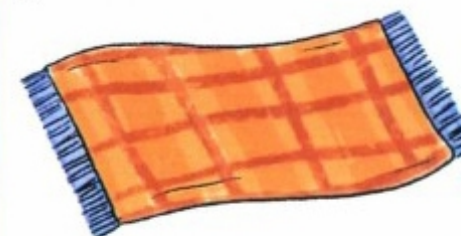
3



4



5



1 Say. 2  1.43 Listen and repeat.

1



foot

2



stool

3



look

4



hook

5



moon

6



good

7



spoon

8



hoop


3 Write the words in the boxes.

long oo

stool

short oo

foot

- 1  1.44 Listen and follow. Listen and repeat. 2 Read aloud.

Dynaman

1



This is Dynaman. He's looking for crooks.

2




There's a crook, Dynaman! He's stealing a bag. Stop him!

3



Dynaman stops the crook and gets the bag. Good job, Dynaman.

4



- 1 Choose six words and write. 2 Play a game.



book



cook



foot



good



hood



hook



look



wood



wool

1

2

3

4

5

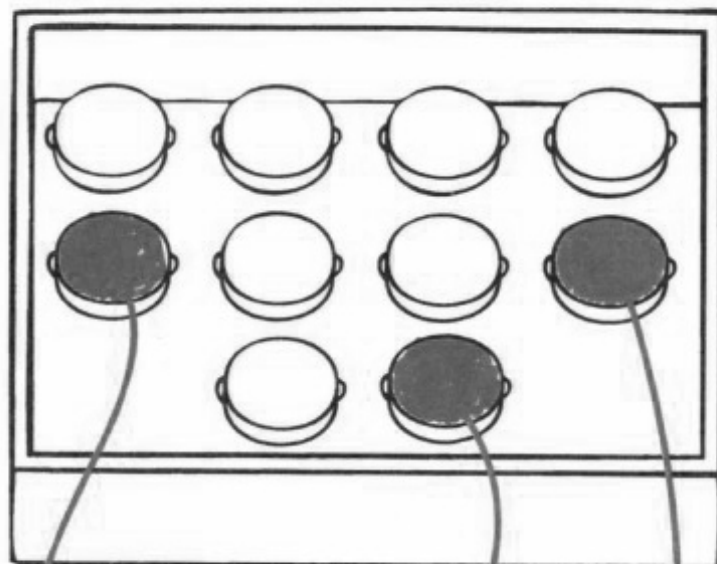
6

2nd edition


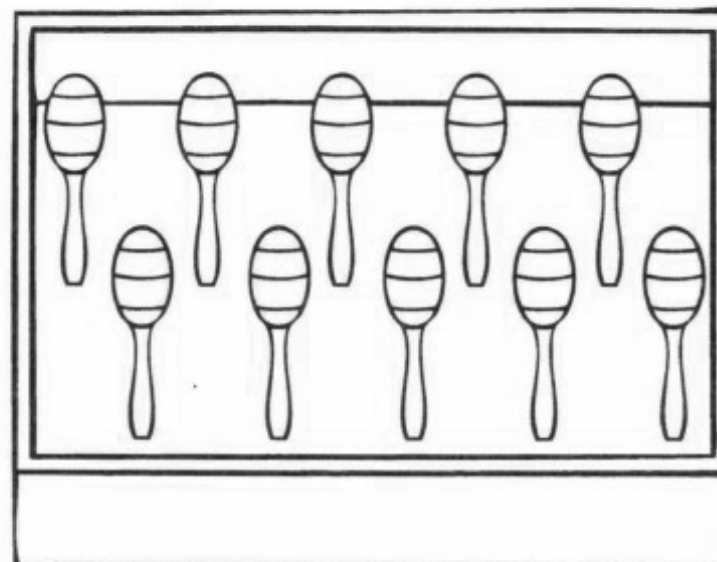
Show and Tell Numeracy



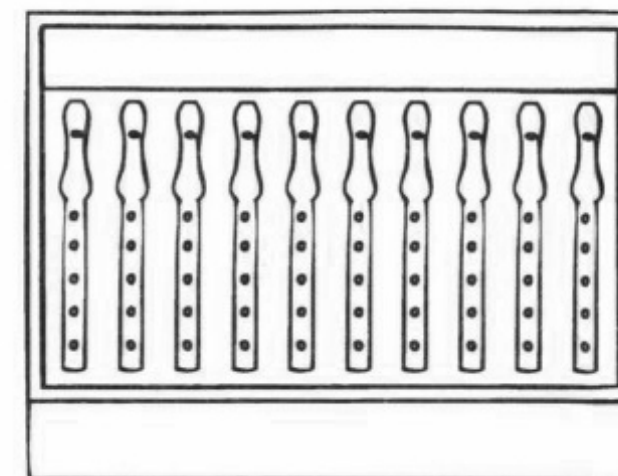
Kirstie Grainger
Erika Osváth



$$10 - 3 = \square$$



$$\square - \square = \square$$




$$\square - \square = \square$$

1 Give each child an instrument from the box. 2 How many are in the box now? 3 Write.

Vocabulary: drums, shakers, flutes, children

Structures: How many (drums/children) are there? How many (drums) are in the box now?


three



2


one

9

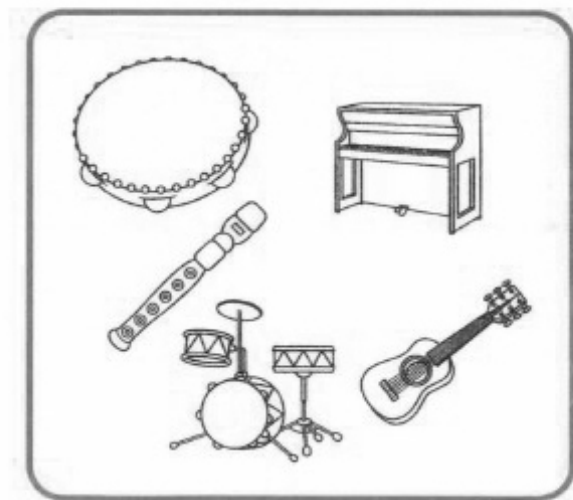




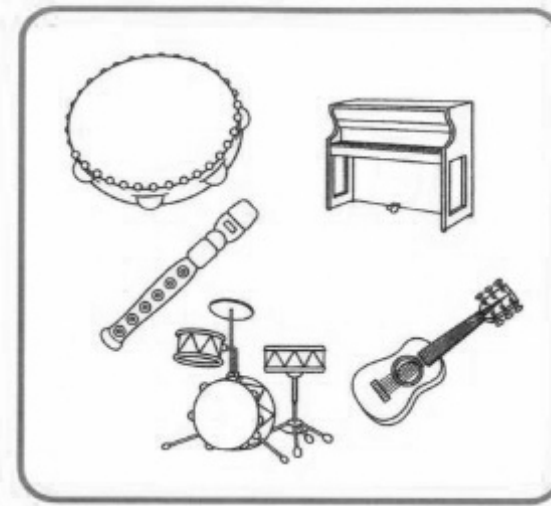




7

five



four



1 Say where the instruments are. 2 Match.

Vocabulary: at the top/bottom, next to, under, above, the same/different, flute, piano, drums, tambourine, guitar

Structures: Where's the (tambourine)? It's at the top/bottom. It's (next to) the (guitar). It's different/the same.

80

90

100

Three rows of ten vertical bars, each divided into ten horizontal segments, for counting practice. The top row has a curved line above it.

$$\textcircled{50} \textcircled{10} \boxed{60} + \textcircled{10} \textcircled{10} \boxed{} = \boxed{}$$

$$\textcircled{10} \boxed{} + \textcircled{10} \textcircled{10} \textcircled{10} \boxed{} = \boxed{}$$

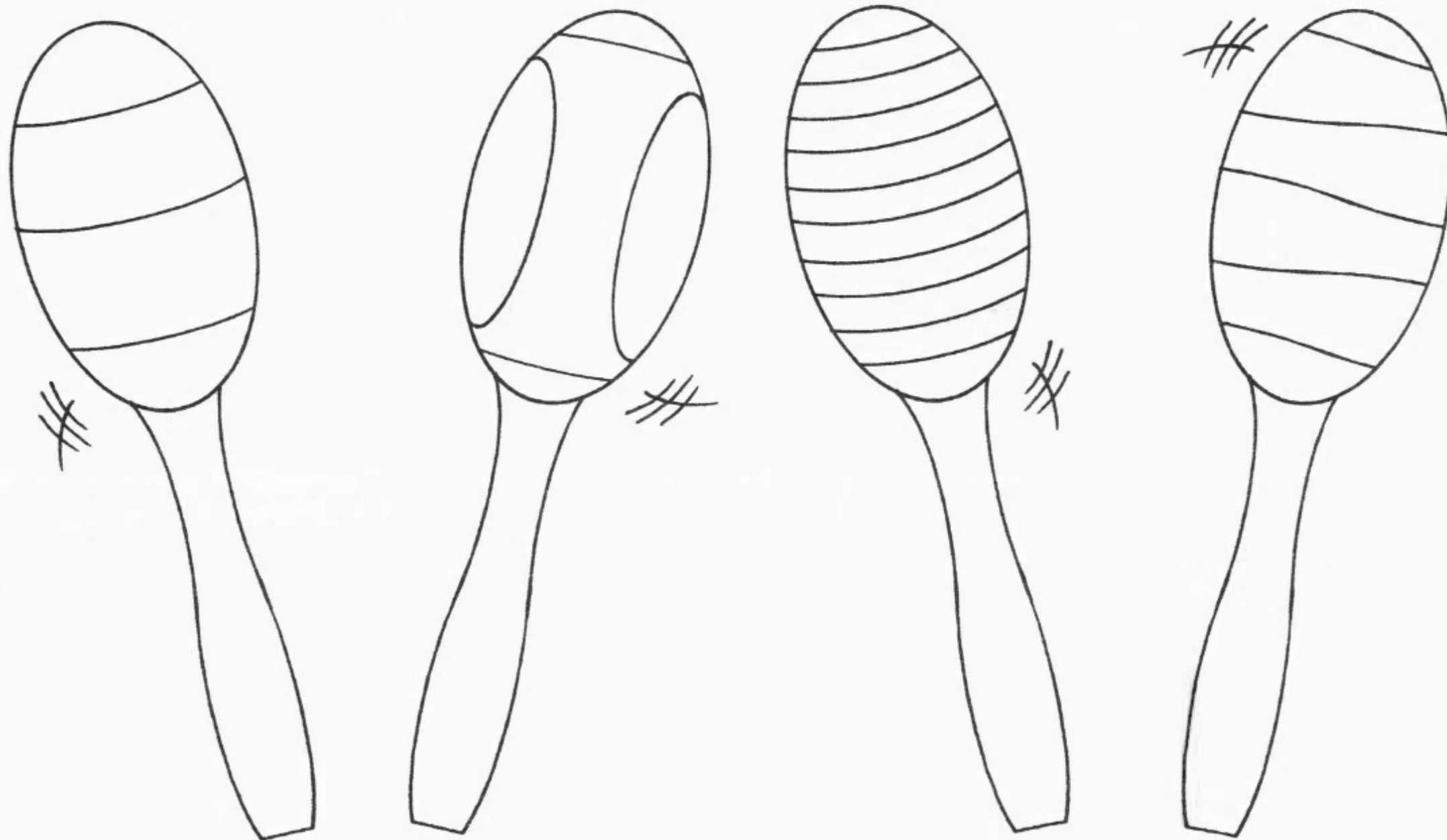
$$\textcircled{50} \boxed{} + \textcircled{10} \textcircled{10} \textcircled{10} \textcircled{10} \boxed{} = \boxed{}$$

$$\textcircled{10} \textcircled{10} \textcircled{10} \boxed{} + \textcircled{50} \textcircled{10} \textcircled{10} \boxed{} = \boxed{}$$

1 Count. 2 Write. 3 Circle the biggest number.

Vocabulary: the biggest, 10, 20, 30, 40, 50, 60, 70, 80, 90, 100

Structures: (Sixty) and (twenty) is (eighty). What's the biggest number?



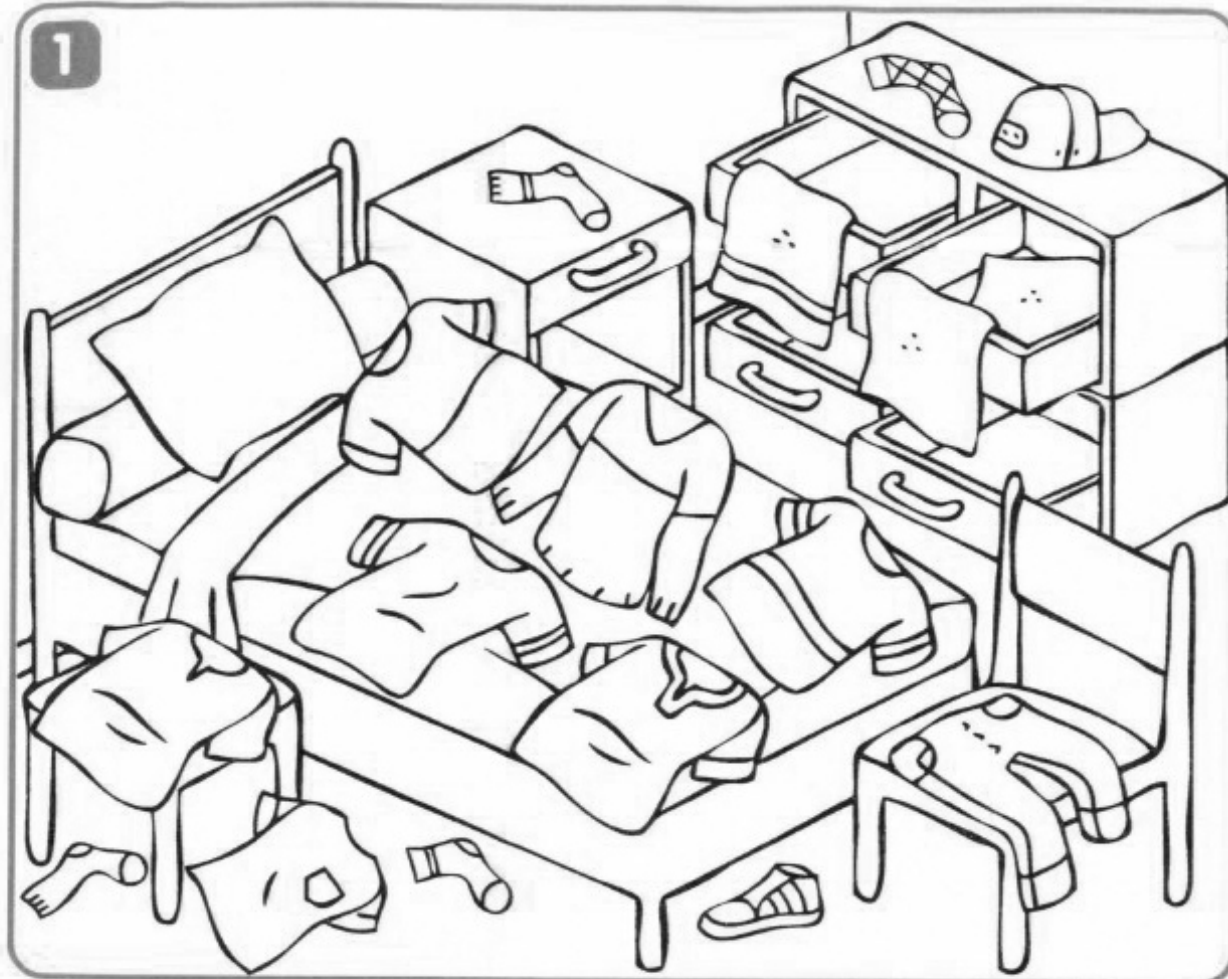
1 Color each shaker in two colors. Choose from red, yellow, blue, and green.

2 Circle your favorite shaker.

Vocabulary: shaker, red, yellow, blue, green, first, second, third, fourth

Structures: What color is the (first) shaker? It's (red) and (yellow).


1



$$6 + \square + \square = \square$$



2



$$\square + \square + \square = \square$$

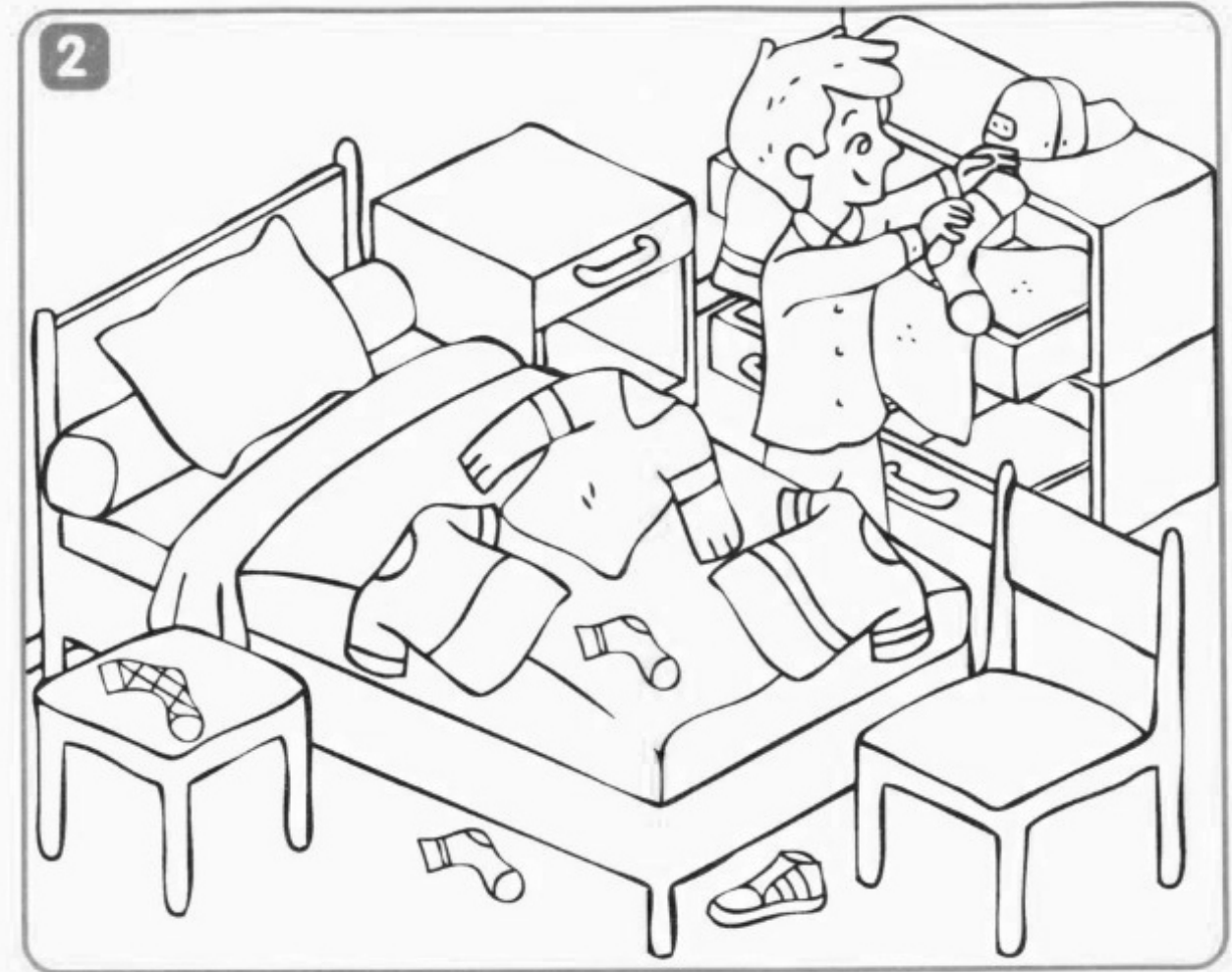
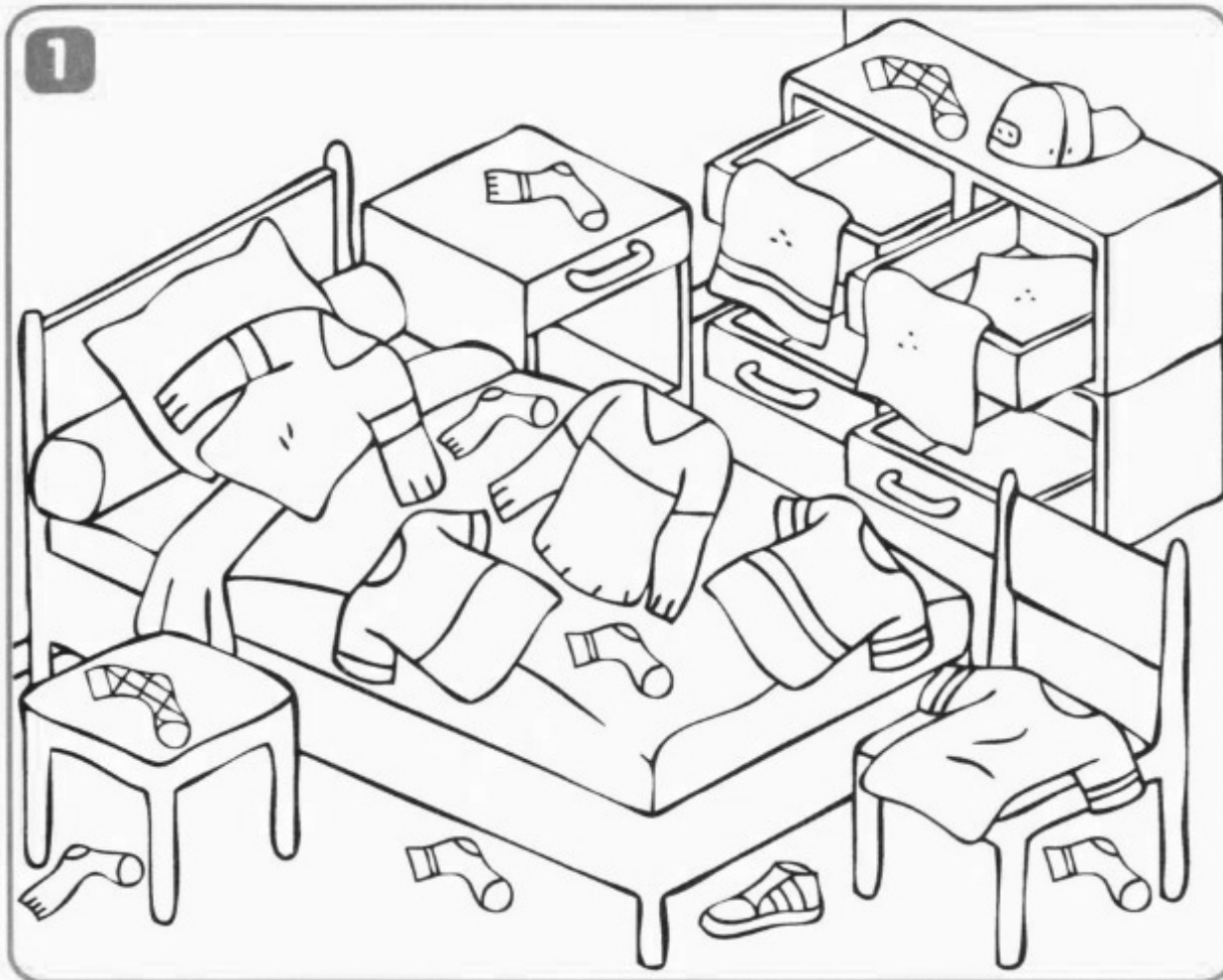


1 Look at pictures 1 and 2. Where are there more clothes? 2 Count and add.

Vocabulary: more, fewer, T-shirts, socks, sweaters, pants, Clothes

Structures: How many (T-shirts) are there? Where are there more/fewer clothes?

Josh is putting his clothes away.



3

-



1

=

2



-







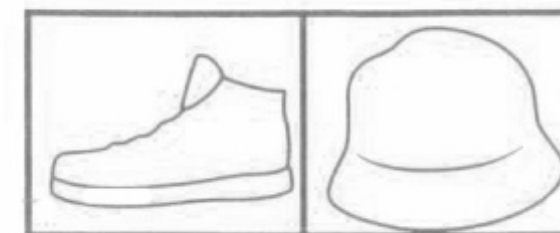
=



-



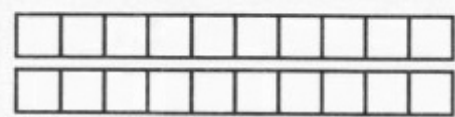
=



1 What's next? 2 Draw. 3 Say.

Vocabulary: hat, sneakers, skirt, jeans, sweaters, shorts

Structures: What's next? (Sneakers and hat.)




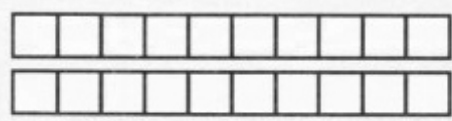
24

-

4

=

20


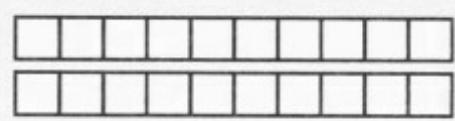


27

-

=

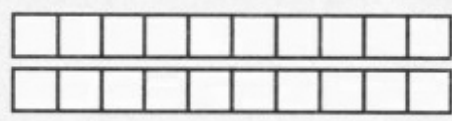
20



-

=

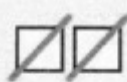
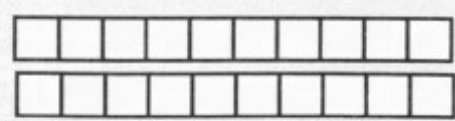
20



-

=

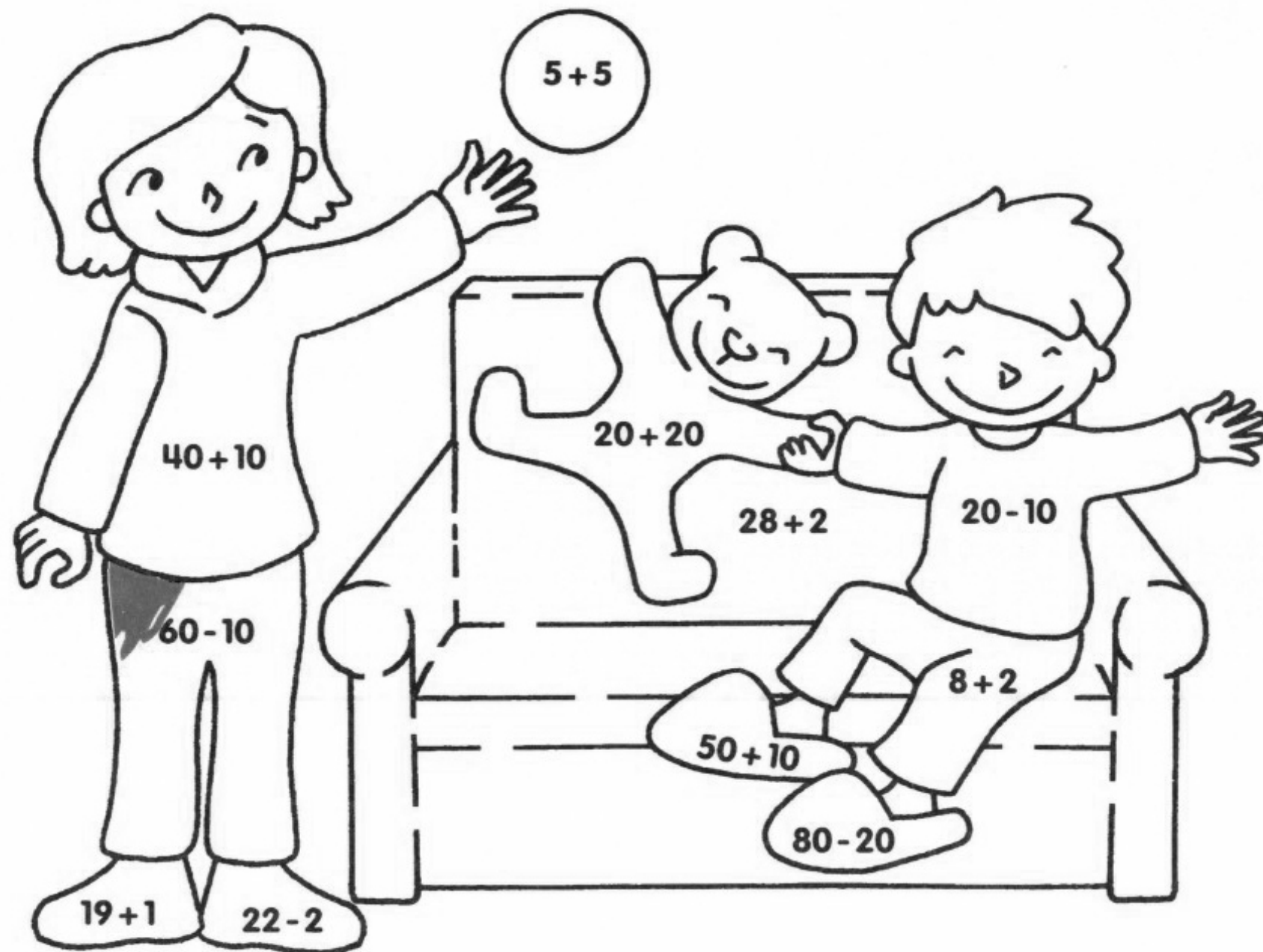
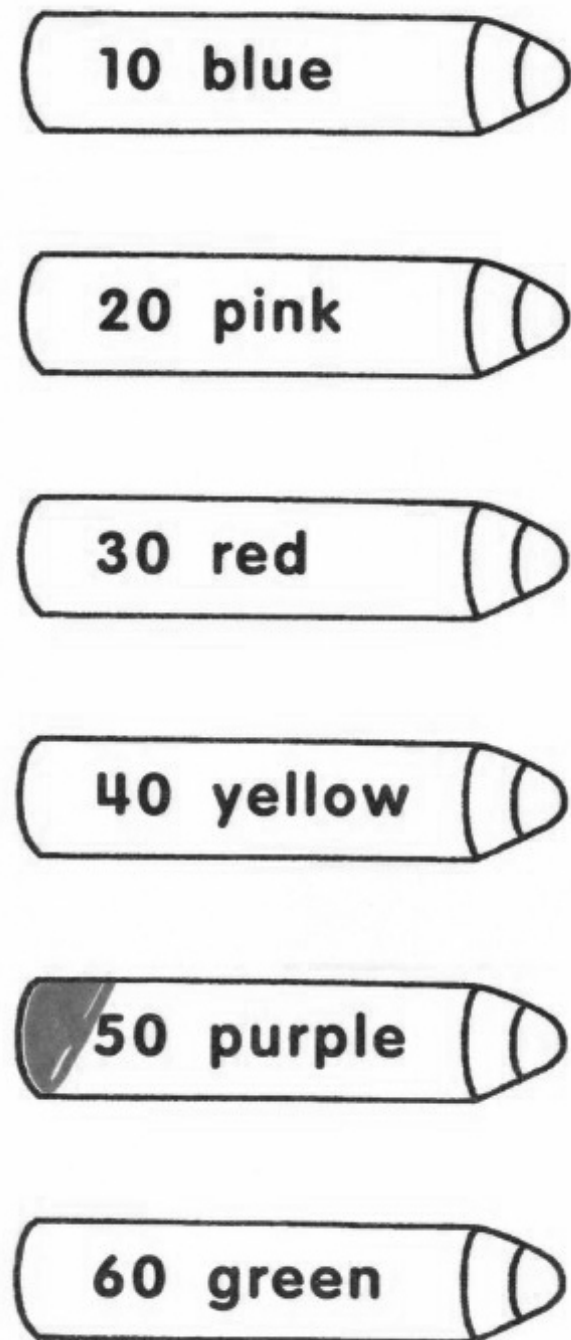
20



-

=

20



1 Color the crayons. 2 Count. 3 Color the picture.



Vocabulary: Colors, Numbers to 60

Structures: What's (twenty) and (twenty)? What's (eighty) take away (twenty)? What color are the (slippers)?

Unit 9

Addition and subtraction up to 60

55



Oxford University Press
is the world's authority
on the English language.

As part of the University of
Oxford, we are committed to
furthering English language
learning worldwide.

We continuously bring
together our experience,
expertise and research to
create resources such as
this one, helping millions of
learners of English to achieve
their potential.

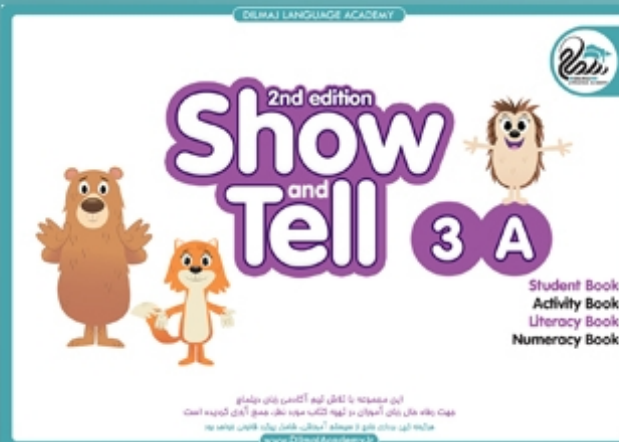


OXFORD
UNIVERSITY PRESS

DILMAJ LANGUAGE ACADEMY

2nd edition Show and Tell

Creating young thinkers
with great futures



Future is Today

آینده همین امروزه

www.DilmajAcademy.ir