

2nd edition

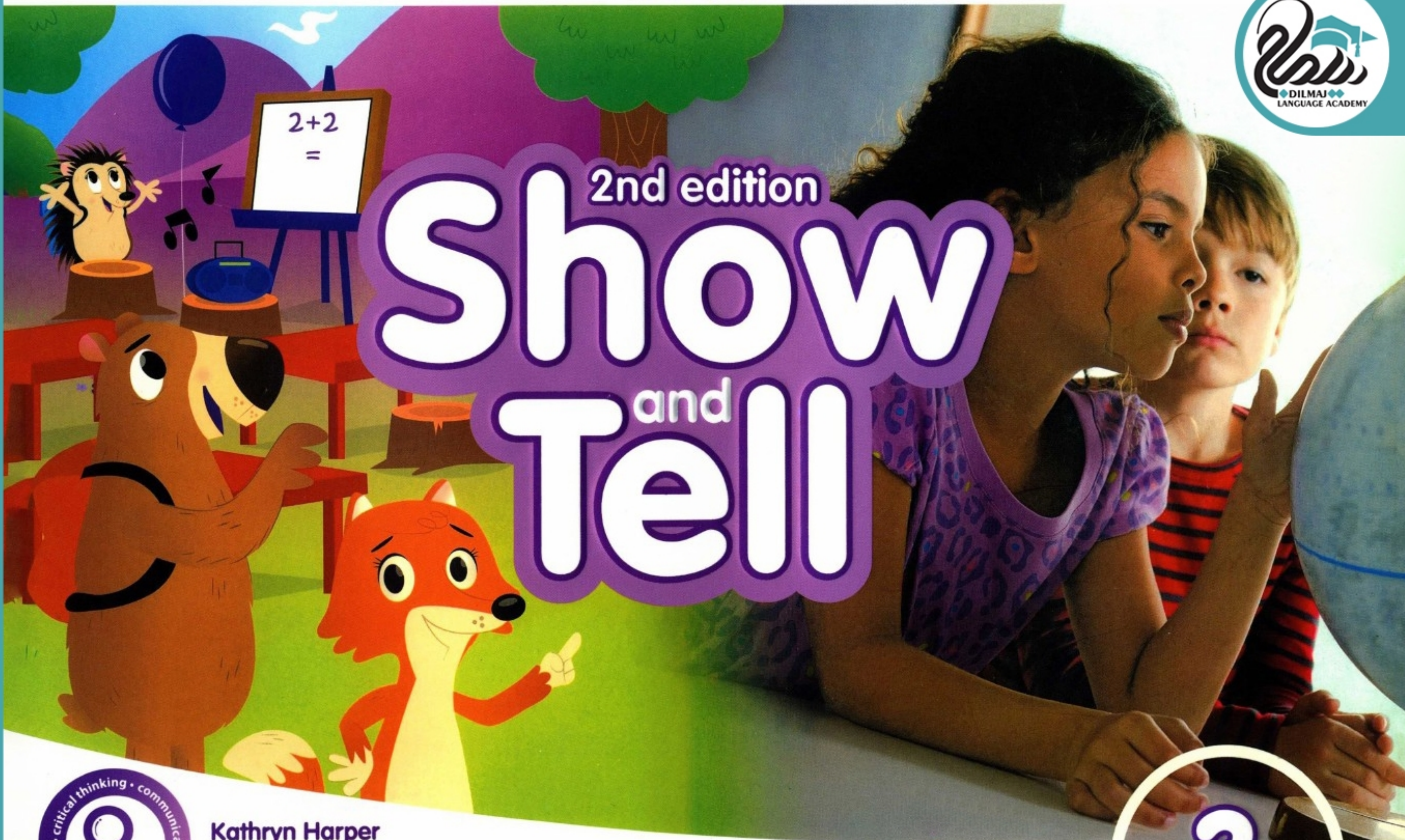
Show and Tell

3C



Student Book
Activity Book
Literacy Book
Numeracy Book

این مجموعه با تلاش تیم آکادمی زبان دیلماج
جهت رفاه حال زبان آموزان در تهیه کتاب مورد نظر، جمع آوری گردیده است
هرگونه کپی برداری خارج از سیستم آموزشی، شامل پیگرد قانونی خواهد بود



2nd edition

Show and Tell



Kathryn Harper
Gabby Pritchard
Margaret Whitfield

Student Book

Unit 5

How do you have fun?

Lesson 1





running



riding a bike



jumping rope

Are you riding scooters?

No, we aren't. We're riding bikes.



dancing



riding a scooter



roller skating

1 Point and say. 2 1.64 Listen and stick. 3 1.65 Listen and play the game.

Structures: Are you (riding scooters)? Yes, we are. / No, we aren't. We're (riding bikes).

Read with me

Lesson 3

I Love Going Fast!






go out to play



flying kites



windy

love bike ~~kite~~ dancingI love flying my kite.

I love riding my _____.



I _____ going fast.






I love _____.




1 1.67 Sing and do. 2 Look, read, and complete.

Vocabulary: go out to play, kite, bike, fast, dancing, windy

Structure: I love (riding) (my bike).

When it's  and dry,
With the  zooming by,
I love flying my  in the sky.



Follow me

Lesson 6

Can I have a turn, please?

Just a minute. I want to finish this.

Here you are. It's your turn now.

Thank you.

Go ahead,
Take your turn.
I can watch.
I can learn,
While I wait,
For my turn.

Explore with me

Lesson 7

1



She's playing catch. She's good at catching.

2



She's playing basketball. She's good at throwing the ball in the net.

3



He's playing soccer. He's good at kicking the ball.

4



He's playing table tennis. He's good at hitting the ball with the paddle.

Think with me

Lesson 8

Basketball

Soccer

Table Tennis



S



ball



net

1 Talk about the picture. 2 Write B, S, or T. 3 1.73 Listen and sing. 4 Find out what you're good at.

Vocabulary: ball, net, basketball, soccer, table tennis

Structures: He's/She's playing (soccer). I'm good at playing (soccer).

Show me

Lesson 9



She's

jumping rope.
dancing.



He's

riding a bike.
riding a scooter.



He's

running.
flying a kite.



She's

roller skating.
running.



He's

riding a scooter.
riding a bike.





She's

dancing.
jumping rope.

Are you roller skating?



6 children love riding their scooters. It's my favorite sport, too.



1 Color and cut. 2 Make a Favorite Sports graph. 3 Show and tell.

Vocabulary: Activities, Numbers


Structures: (6) children love (riding their scooters). (It's) my favorite sport.

Unit 6

Which animals live in the wild?

Lesson 1





elephants




giraffes



crocodiles

Do they have big teeth?

Yes, they do!



monkeys



lions



parrots



Read with me

Lesson 3

Scary Wild Animals

1



Help! There are some wild animals in the forest.

2



Do they have sharp teeth?

Yes, they do.

3



Do they have scary eyes?

Yes, they do, and they have long legs.

4



Listen! Here they come!

Run!

5



They're deer! They aren't scary.

Well, they're taller than me!

6



We have beautiful eyes and sparkling teeth.

We don't have scary eyes and sharp teeth.

Okay! You aren't scary now.



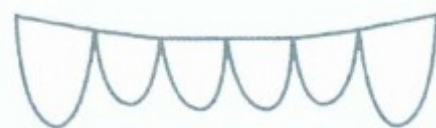
sharp teeth



growl and hiss



not



teeth



eyes



ears



Say it with me

Lesson 5












Deer and goats,
Ducks and rats,
Foals and ,
Toads and bats.

They aren't scary, Prickly!



Look at the butterfly. It's beautiful.



You can look, but don't touch.



Look, but don't touch.
Leave the wild things wild.
If we leave them alone,
They will survive.

AB
71NB
33

1 2.08 Listen and follow. Listen and repeat. 2 Say and act out. 3 2.09 Listen and chant. 4 Watch.

Value: Respecting nature

Structure: Look at the (butterfly). It's beautiful. You can look, but don't touch.

Unit 6 - Lesson 6


Values & Functional
Language

Explore with me

Lesson 7




1




This is a deer. It's 80 cm tall.

2




This monkey is 50 cm tall. It's shorter than the deer.

3



This tiger is 100 cm tall.
It's taller than the monkey and the deer.

4



This penguin is 60 cm tall. It's shorter than the deer.

Think with me

Lesson 8

Taller

Shorter

tiger



lion



deer



zebra



giraffe



elephant



1 Talk about the picture. 2 Write T or S. 3 Listen and sing. 4 Measure and compare.

Vocabulary: meter, Numbers 1-100, centimeter(s)

Structures: I'm/He's/She's (1 m 10 cm) tall. I'm taller/shorter than (May). The (deer) is shorter/taller than the (zebra).

Show me

Lesson 9



m__nkeys

☐


eleph__nts

☐


__io__s

☐



c__ocod__les

☐


gi__a__es

☐


__arr__s

☐




We are tigers! We have sharp teeth. We live in the wild and we say GRRR!




1 Talk about the pictures. 2 Make animal masks. 3 Show and tell.

Vocabulary: zoo, farm, house, wild, Wild animals, Body parts


Structures: We are (tigers). We have (sharp teeth). We live (in the wild).

Mouse Deer and Crocodile


Review 2




1 This is Mouse Deer. He lives next to the river.




2 Mouse Deer is smart.



3 Crocodile wants to eat Mouse Deer.




4 Today Mouse Deer is playing with friends.




5 Every day Mouse Deer sees the fruit.



6 Every day Mouse Deer thinks about the fruit.



7 Mouse Deer has an idea.




8 He talks to the crocodiles.




9 More crocodiles arrive.



10 The crocodiles line up.



11 Mouse Deer counts.



12 Mouse Deer is smart.

Unit 7

What jobs do people do?

Lesson 1





firefighter




nurse



taxi driver

Number 6.

Is he a police officer?



No, he isn't.



police officer



vet



chef

1 Point and say. 2 2.16 Listen and stick. 3 2.17 Listen and play the game.

Structures: Is he/she a (police officer)? Yes, he is. / No, he isn't. He's/She's a (firefighter).

Unit 7 · Lesson 2

Game

79

Read with me

Lesson 3

Are They Sick?





dressed in white



cooking for people



Yes, that's right.

zookeepers vets firefighters




Are they _____ ?

Yes, they are.



Are they police officers?

No, they aren't. They're _____ .



Are they _____ ?

Yes, they are.

1 2.19 Sing and do. 2 Listen again and color. 3 Read and complete.


Vocabulary: vets, firefighters, zookeepers, chefs, police officers, Colors

Structures: Are they (vets)? Yes, they are. / No, they aren't.

Say it with me

Lesson 5

I'm a teacher.
He's a doctor.
She's a singer.
We're all actors!



Follow me

Lesson 6

What's wrong, Maria?

I'm sick. My tummy hurts.

Come on. Let's go and see the nurse.

If my friends are feeling bad,
I say "Oh, dear. What's wrong?
Why do you look so sad?"

"Let's tell a grown-up," I say,
"You'll soon feel better,
Then we can go and play."

How do you feel now?

Much better, thanks.

Explore with me

Lesson 7

1



Sofia is a nurse.
She works in a hospital.
She looks after people.

2



Marco is a firefighter.
He works in a fire station.
He drives a fire truck.

3



Isabel is a police officer.
She works in a police station.
She wears a uniform.

Think with me

Lesson 8





Is she a chef?

No, she isn't. She's a vet.



Is he a firefighter?

No, he isn't. He's a _____.




Is she a taxi driver?

_____.



Is he a vet?

_____.



Show and Tell

Lesson 10



He's a police officer.
He wears a uniform.
He drives a police car.

1 Draw around your friend. 2 Color, cut, and stick. 3 Show and tell.

Vocabulary: jobs, uniform, hospital, school, fire truck, police car

Structures: He's/She's a (police officer). He/She wears (a uniform). He/She drives a (police car). He/She works in (a police station).

Unit 5 How do you have fun?

(page 123)

running	dancing	riding a scooter
riding a bike	jumping rope	roller skating

Unit 6 Which animals live in the wild?

(page 125)

elephants	giraffes	crocodiles
monkeys	lions	parrots

Unit 7 What jobs do people do?

(page 127)

chef	nurse	taxi driver
police officer	firefighter	vet



Unit 5

How do you have fun?



Unit 6

Which animals live in the wild?



Unit 7

What jobs do people do?





$$2+2=$$

2nd edition

Show and Tell

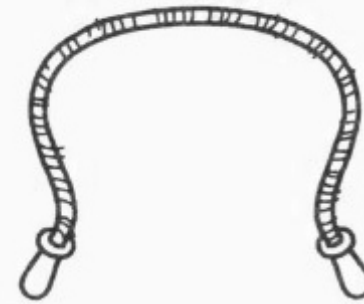
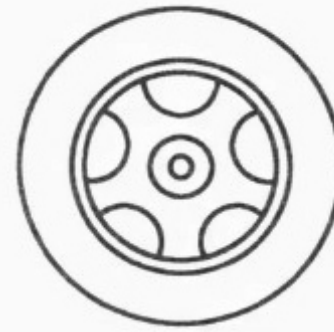



Kathryn Harper
Gabby Pritchard
Margaret Whitfield

Unit 5

How do you have fun?

Lesson 1



dancing

riding bikes

running

jumping rope



We're riding
scooters.



We're roller
skating.



We're _____.



We're _____.



We're _____.



We're _____.

Are you running?

1 Look and complete the sentences. 2 Draw yourself and your friend. Read and answer.

Structures: Are you (jumping rope)? Yes, we are. / No, we aren't. We're (dancing).

Help me!

We're riding bikes.

We love flying kites.





flying my kite



riding my bike



running



dancing



jumping rope

I love **running**.



I love _____.

1 What do you love doing? Draw yourself and write.



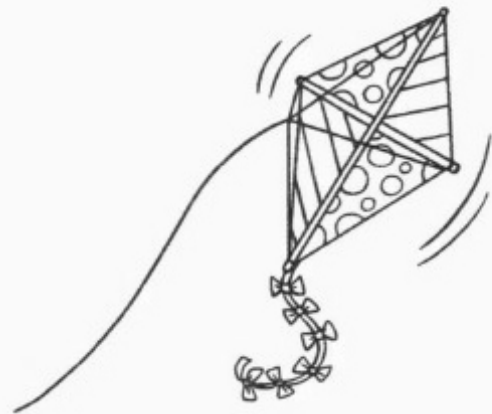
Vocabulary: flying my kite, riding my bike, running, dancing, jumping rope

Structure: I love (dancing).

Say it with me

Lesson 5

dry sky fly my



It's hot and dry.

The sun is in the sky.

A



is flying by.

Follow me

Lesson 6



1 Color the correct picture. Draw ☺ or ☹.

Value: Taking turns

Structures: Can I have a turn, please? It's your turn now.

Unit 5 • Lesson 6

Values & Functional
Language

Explore with me

Lesson 7

~~catch~~

basketball

soccer

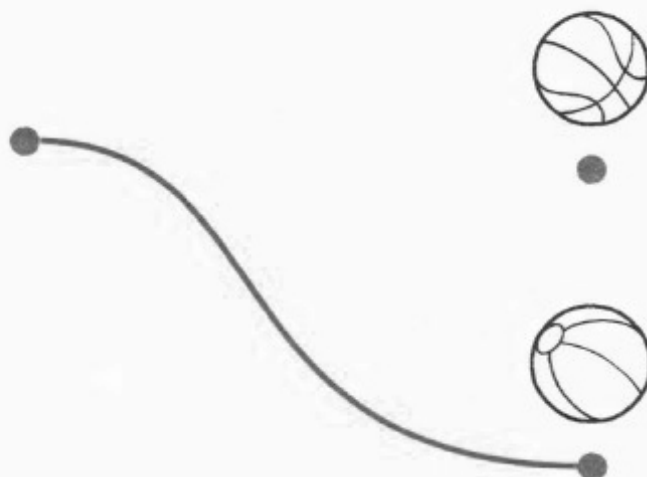
table tennis



He's playing
catch




He's playing



She's playing



She's playing



Fifi's Challenge

Write. I'm good at _____


1 🎯 Draw what you're good at.

Vocabulary: dancing, running, jumping rope, roller skating, riding a bike/scooter, flying a kite, playing soccer/table tennis/catch/basketball, throwing

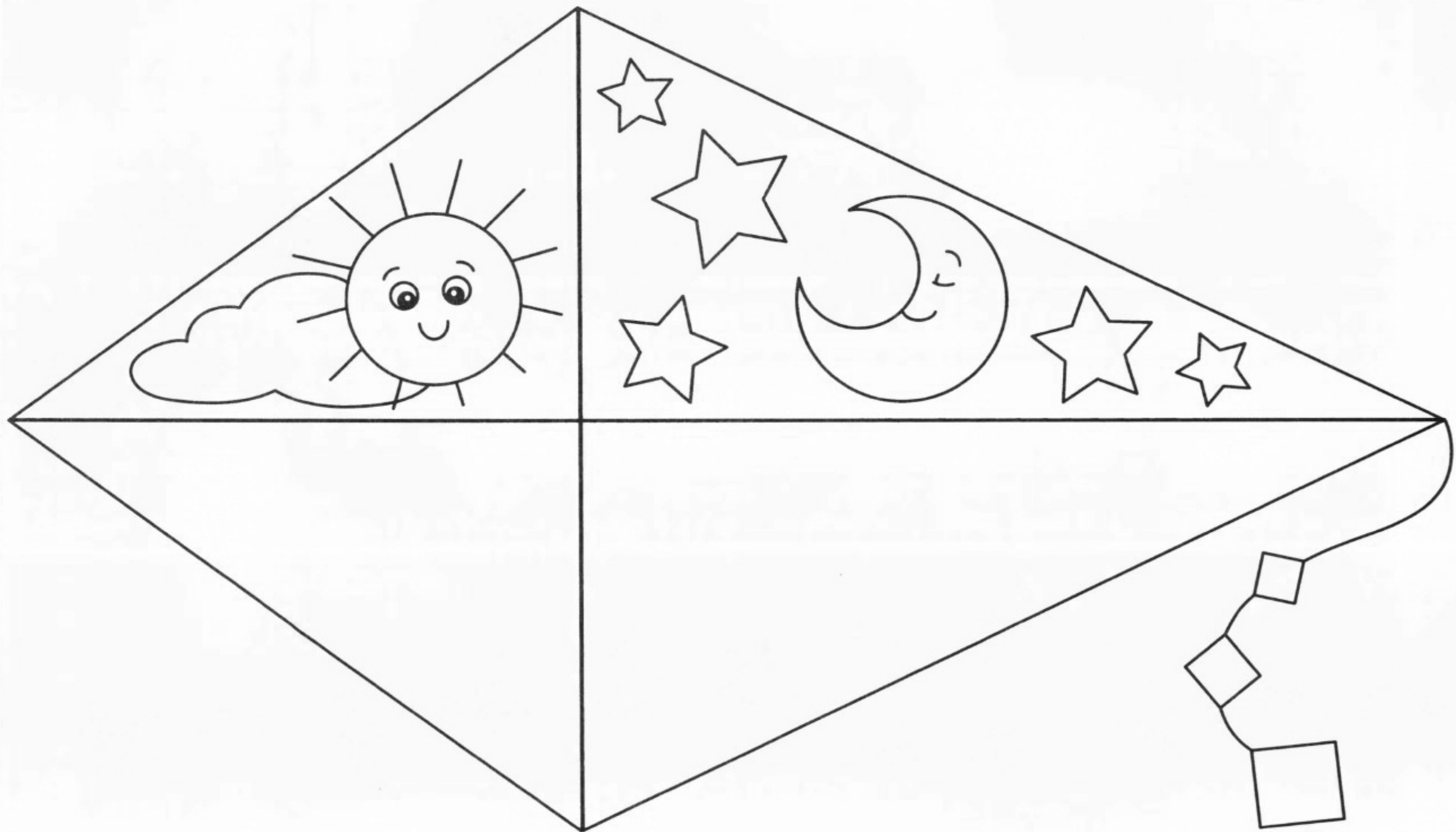
Structure: I'm good at (playing soccer).

Show me

Lesson 9



- 1 _____ is
roller skating.
- 2 _____ is
dancing.
- 3 _____ is
riding a scooter.
- 4 _____ is
playing basketball.



1 Copy the pattern and decorate your kite.

Vocabulary: Shapes, Colors

Structures: I love flying kites. My kite has (circles) and (triangles).

Unit 5 • Lesson 10


Project

65

Unit 6

Which animals live in the wild?

Lesson 1



4



giraffes


~~elephants~~

monkeys

lions


crocodiles

parrots



elephants


Do they have
big noses?



Do they have
big ears?



Do they have
long tails?



Do they have
long legs?



Do they have
big eyes?




Do they have
big teeth?

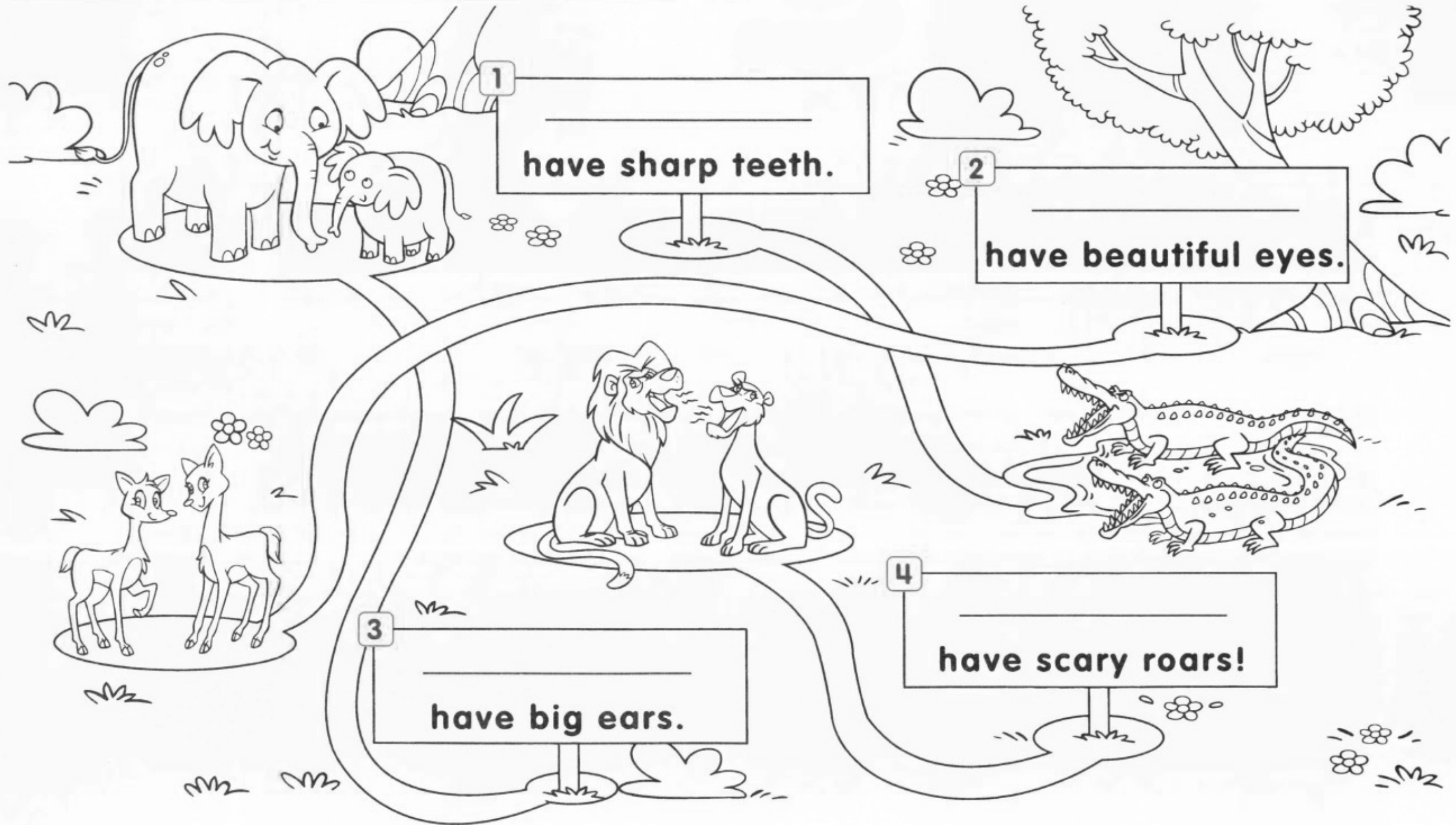
1 Write. 2 Read and answer.

Vocabulary: neck, teeth, long, tail, big, small, nose

Structures: Do they have (big) (eyes)? Yes, they do. / No, they don't.



crocodiles deer lions elephants




1 Match and write the animal names.

Vocabulary: crocodiles, deer, elephants, lions, sharp teeth, beautiful eyes, big ears, scary roars

Structure: (Crocodiles) have (sharp teeth).

Say it with me

Lesson 5






boat coat goat toad



The _____ is on a _____.

The _____ has a _____.



**Look
and
touch.**

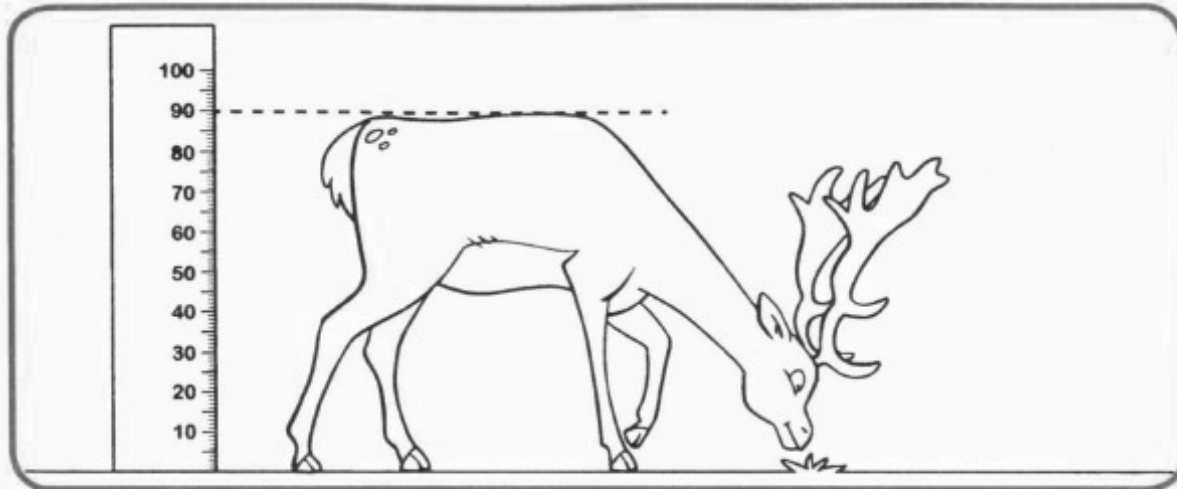


**Look,
but
don't
touch.**


1 Trace and match.

Value: Respecting nature


Structures: Look and touch. Look, but don't touch.




This deer is **90** cm tall.



This monkey is cm tall.




This tiger is cm tall.



This penguin is cm tall.

deer lion monkey penguin tiger ~~zebra~~

The tiger is taller
than the deer.



zebra _____



Fifi's Challenge

Complete the sentences.

The penguin is taller than the _____. The lion is shorter than the _____.


Show me

Lesson 9

~~long~~ sharp big
beautiful scary


eyes noses mouths
teeth ears ~~necks~~

giraffes




They have long
necks.

crocodiles

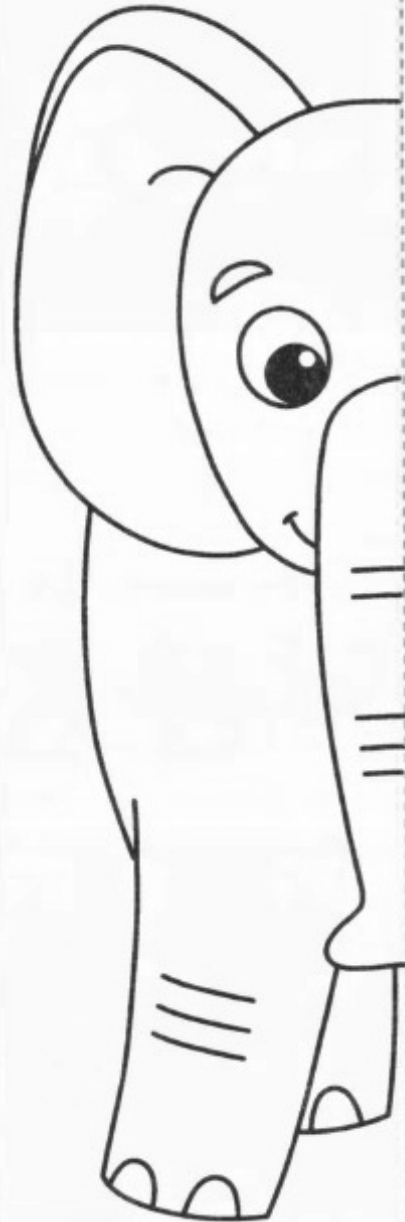


They have _____
_____.

elephants



They have _____
_____.

**1 Draw and color. Say.**


Vocabulary: giraffe, elephant, parrot, Colors

Structures: These animals are (yellow and brown). They have (long necks).

Review 2

Units 4-6

DILMAJ LANGUAGE ACADEMY




deer park ~~running~~
toad soccer zoo



running



I'm good at _____.



I want to go to the _____.



I'm taller than a _____.



1 Look and write. Complete the sentences and say. 2 Color for you.


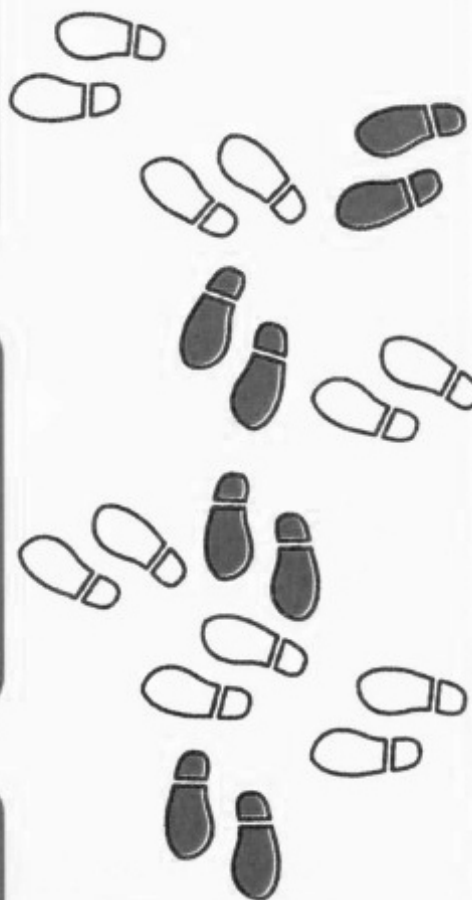
Vocabulary: running, soccer, zoo, park, deer, toad

Structures: I'm good at ... I want to go to ... I'm taller than a ...

Unit 7

What jobs do people do?

Lesson 1



1



taxi driver

2



3



firefighter

vet

~~taxi driver~~

chef

nurse

police officer

4



5



6



Is number 5 a vet?

Yes, she is.



1 Write. Ask and answer.

Structures: Is he/she a (taxi driver)? Yes, he/she is. / No, he/she isn't.

Unit 7 - Lesson 2

Game


79

Read with me

Lesson 3




The elephants are behind / in the trees.



Are they giraffes?

Yes, they are. / No, they aren't.



They're zookeepers / vets.

We are chefs dressed
in white.

We are firefighters
dressed in yellow.

We are vets dressed
in green.

We are zookeepers
dressed in brown.



1 Read and color.

Vocabulary: chefs, firefighters, vets, zookeepers, white, yellow, green, brown

Structure: We are (chefs) dressed in (white).

Unit 7 • Lesson 4

Song

81

Say it with me

Lesson 5

teach •


doct •

act •


sing •

er

or



I'm **a** _____
an _____



1 Write the numbers.

Value: Helping others

Structures: What's wrong? I'm sick.

Unit 7 • Lesson 6

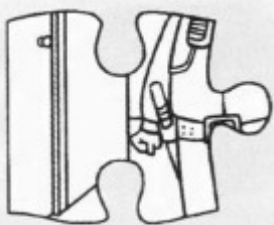

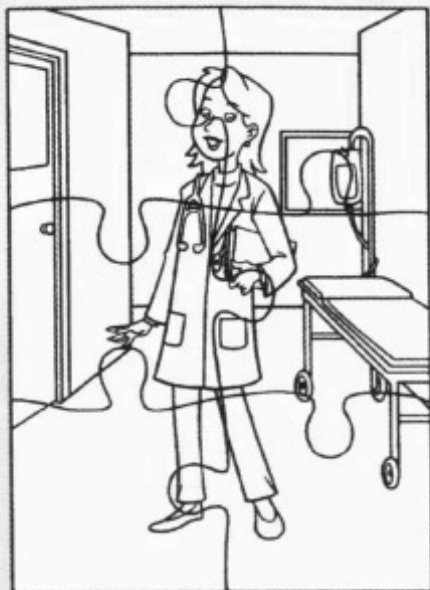
Values & Functional
Language

zoo



doctor

fire station


zookeeper



She's a _____ .
She works in a hospital.



He's a firefighter.
He works in a _____ .



He's a _____ .
He works in a _____ .



Fifi's Challenge

Write about someone you know.

My _____ is a _____ .

My _____ works in a _____ .



1 Choose and color.

Vocabulary: firefighter, police officer, chef, nurse

Structure: A (police officer) works in a (police station).

Show me

Lesson 9

No, he isn't. ~~Yes, she is.~~
Yes, he is. No, she isn't.

Is she a
police officer?



Yes,
she is.

Is he a firefighter?

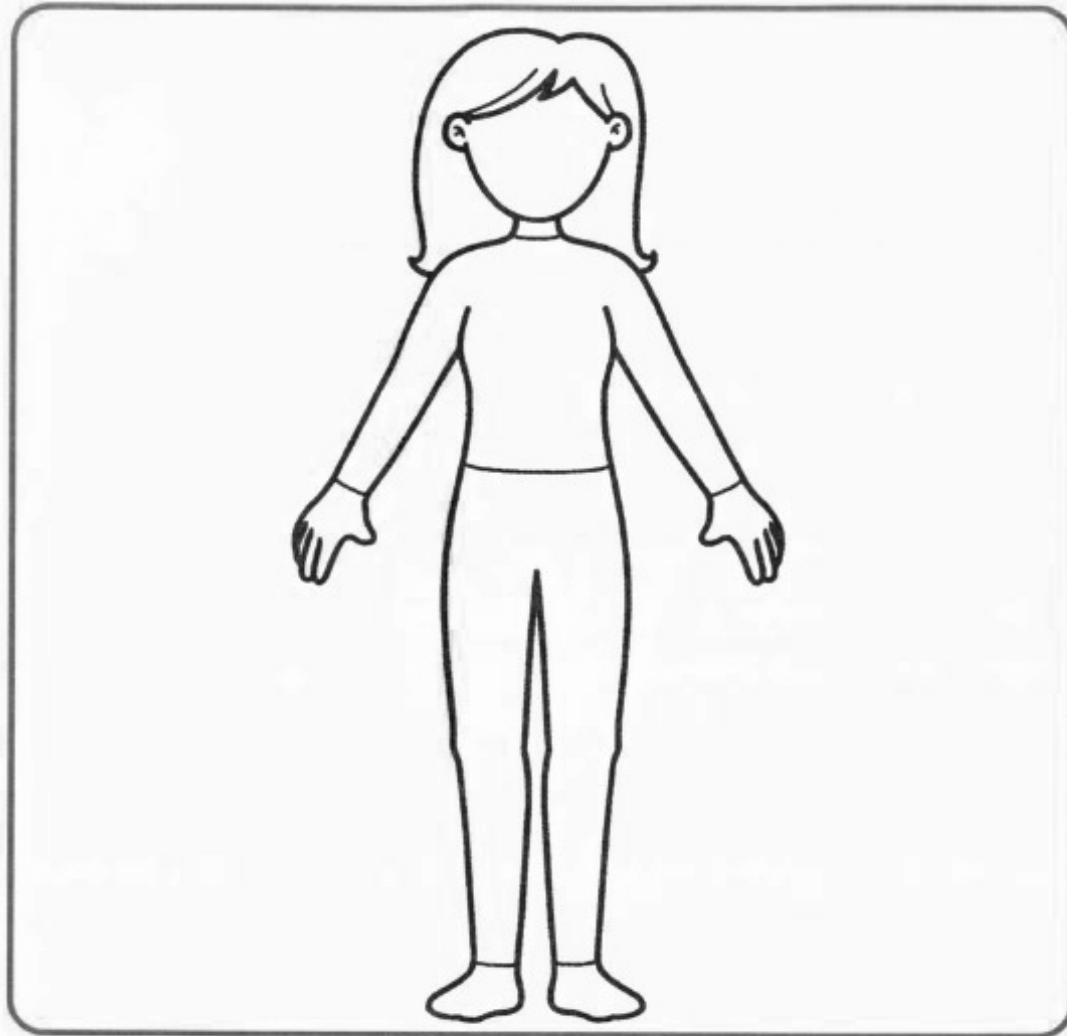


Is he a nurse?



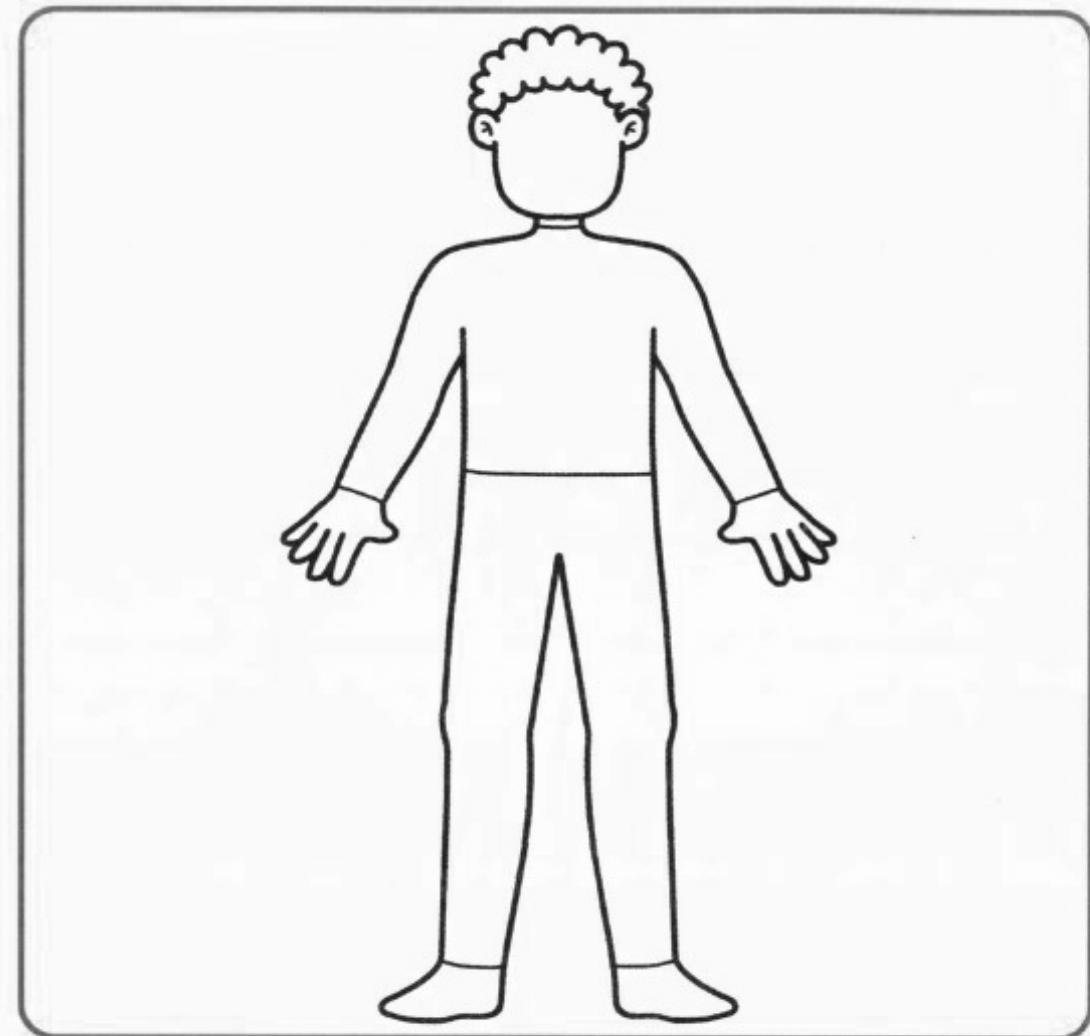
Is she a chef?





Lucy is a _____.

She wears a _____ uniform.



Tom is a _____.

He works in a _____.

1 Draw and color. 2 Write.

Vocabulary: chef, police officer, firefighter, nurse, taxi driver, vet, uniform, Colors

Structures: (Lucy) is a (chef). She wears a (white) uniform.



2nd edition


Show and Tell

Literacy



Kathryn Harper
Gabby Pritchard
Margaret Whitfield

Unit 5

1  1.21 Listen and point. Listen and repeat.




1  1.22 Listen and join the words with the **y** sound. Listen and write.

dry ~~fly~~ fry shy

y

1



fly

6



2



3



4



5



1 Read. 2  1.23 Listen and number.



cry




try



my



clean



tray



mix





- 1  1.24 Listen and follow. Listen and repeat. 2 Read aloud.



My favorite food, by Jack.

This is my favorite food.
It's an omelet. Try it!

- 1 Get a pan, 2 eggs, , or mushrooms.
- 2 Crack the eggs. Mix.
- 3 Ask Mom or Dad to fry the eggs.
- 4 Add  or mushrooms.
- 5 Eat it up!
- 6 Clean and dry the pan.

1



2



3



4



5



6



1 Label the pictures. 2  1.25 Listen and chant.

~~crack~~ eat fry mix



crack




I have some eggs.
I have some 🧀.
Do you want an omelet?
Yes, please!




Crack the eggs.
Mix the eggs.
Fry the eggs.
Now eat up!

1 Point and say. 2 Choose one letter from each box. Write the letters in the circles.



3 Make words from your letters. Write.

Unit 6

1  1.26 Listen and point. Listen and repeat.



oa




1 Look and say. 2  1.27 Listen and circle the word.

1



goal



goose

2



foal



food

3



road



red

4



coat



cat

5




boat



boot

6



loaf



leaf


1 Read. 2 Find and write. 3  1.28 Listen and check.

coat

goat

boat

toad



1



2




3



4



1  1.29 Listen and follow. Listen and repeat. 2 Read aloud.

The Cockroach



This is a cockroach. It's on a root.



Oh, no! There's a toad.
Toads eat cockroaches.



The cockroach runs away.
It jumps on a leaf.
The leaf floats on the stream.



The leaf stops.
A frog eats the cockroach.

Sight words: the, this, is, a, it's, on, oh, no, there's, it



- 1  1.30 Listen and chant. 2 Point and say *frog* or *toad*.



**What's that animal on the road?
Is it a frog, or is it a toad?**

**Frogs are wet. Toads are dry.
Frogs can leap, but they are shy.**

**Toads can jump, and they can croak,
But the frog is catching the cockroach!**



- 1 Choose six words and write. 2 Play a game.



goat



toad




foal



road



boat



goal



coat



loaf



cockroach

1

Handwriting practice lines for the word starting with '1'.

2

Handwriting practice lines for the word starting with '2'.

3

Handwriting practice lines for the word starting with '3'.

4

Handwriting practice lines for the word starting with '4'.


5

Handwriting practice lines for the word starting with '5'.

6

Handwriting practice lines for the word starting with '6'.

Unit 7

1  1.31 Listen and point. Listen and repeat.



er

or



1  1.32 Listen and circle. Listen and repeat.



1 Say. 2  1.33 Listen and repeat.

1



river

2



doctor

3



mirror

4



tractor

5



letter

6



vendor

7



summer

8




winter

3 Write the words in the boxes.

er

river

or

- 1  1.34 Listen and follow. Listen and repeat. 2 Read aloud.

The Flying Goat



It's summer.
Farmer Tom is in his tractor.
There's his goat. It's stuck in the river.



Farmer Tom tells the vet.



What's that in the sky?



The vet lifts the goat.
The goat is flying.

1 Label the pictures. 2  1.35 Listen and chant.

sailor ~~farmer~~ singer doctor teacher vet actor



farmer

You can be a farmer in a big, red tractor.
You can be a sailor in a big, gray boat.
You can be a doctor, helping sick children.
Or you can be a vet, helping a goat.

You can be an actor, playing a hero.
You can be a singer, singing a song.
Or you can be a teacher in a school,
Saying to the children, "Sing along!"



1 Choose six words and write. 2 Play 'Bingo'.



teacher



actor



doctor



singer



river



mirror



tractor



letter



summer



winter







<hr/> <hr/> <hr/>	<hr/> <hr/> <hr/>	<hr/> <hr/> <hr/>
<hr/> <hr/> <hr/>	<hr/> <hr/> <hr/>	<hr/> <hr/> <hr/>

2nd edition

Show and Tell Numeracy




Kirstie Grainger
Erika Osváth




1 Circle the same. 2 Who's going right? Underline. 3 Talk about the picture.

Vocabulary: same/different, right/left, jumping rope, riding a scooter, running, dancing, riding a bike, roller skating

Structures: What's the same/different? Who's going right? He's/She's going right.





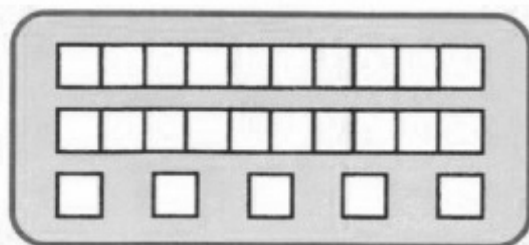
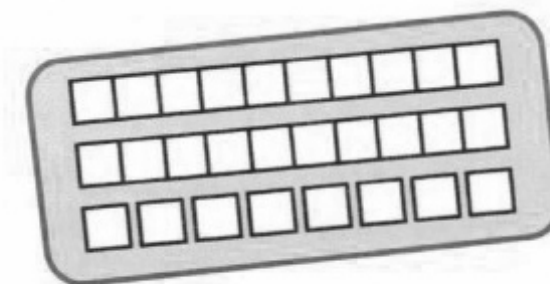
twenty-five

$$24 + 1$$

$$27 + 1$$

25

28



$$29 - 1$$

twenty-eight

1 Estimate. 2 Count. 3 Match.

Vocabulary: 1-28, one-twenty-eight

Structures: How many squares are there? (Twenty-seven) and one is (twenty-eight).

$$\begin{array}{|c|} \hline \cdot \\ \hline \cdot \\ \hline \cdot \\ \hline \end{array} + \begin{array}{|c|} \hline \cdot \\ \hline \cdot \\ \hline \cdot \\ \hline \end{array} = \boxed{10}$$

$$\begin{array}{|c|} \hline \cdot \\ \hline \\ \hline \\ \hline \end{array} + \begin{array}{|c|} \hline \\ \hline \\ \hline \\ \hline \end{array} = \boxed{}$$

$$\begin{array}{|c|} \hline \\ \hline \cdot \\ \hline \\ \hline \end{array} + \begin{array}{|c|} \hline \\ \hline \cdot \\ \hline \cdot \\ \hline \end{array} = \boxed{}$$

$$\begin{array}{|c|} \hline \cdot \\ \hline \cdot \\ \hline \cdot \\ \hline \end{array} + \begin{array}{|c|} \hline \\ \hline \\ \hline \\ \hline \end{array} = \boxed{}$$

$$\begin{array}{|c|} \hline \cdot \\ \hline \cdot \\ \hline \cdot \\ \hline \end{array} + \begin{array}{|c|} \hline \\ \hline \\ \hline \\ \hline \end{array} = \boxed{}$$

$$\begin{array}{|c|} \hline \cdot \\ \hline \cdot \\ \hline \cdot \\ \hline \end{array} + \begin{array}{|c|} \hline \\ \hline \\ \hline \\ \hline \end{array} = \boxed{}$$

$$5 + 5$$







$$6 + 6$$

$$7 + 7$$

$$8 + 8$$

$$9 + 9$$

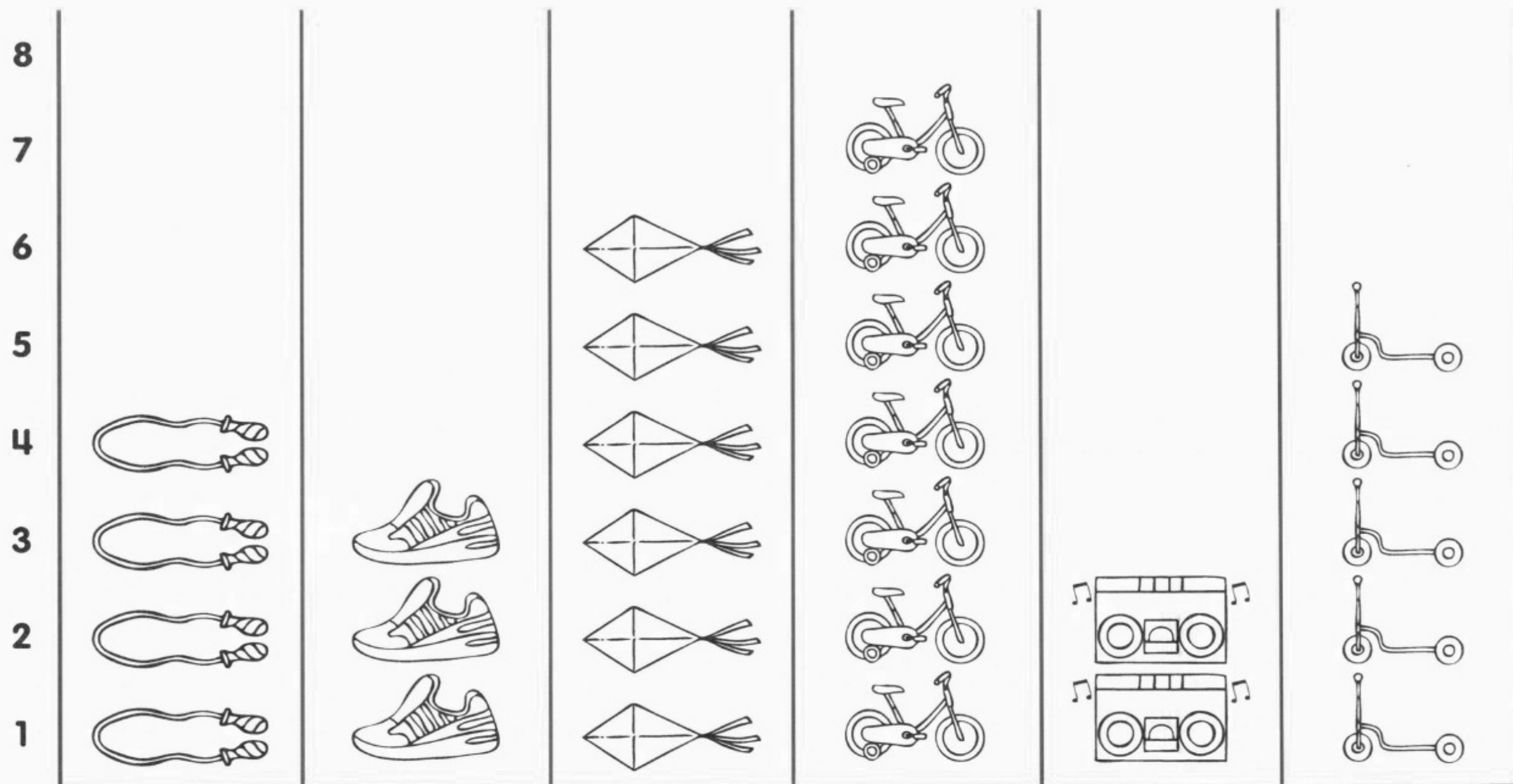
$$10 + 10$$







1 Count and match. 2 Write. 3 Say.

Vocabulary: 5-20

Structures: What's (five) and (five)? (Five) and (five) is (ten).



4




1 Complete. 2 Color. 3 Make your own butterfly.

Vocabulary: butterfly, left side, right side

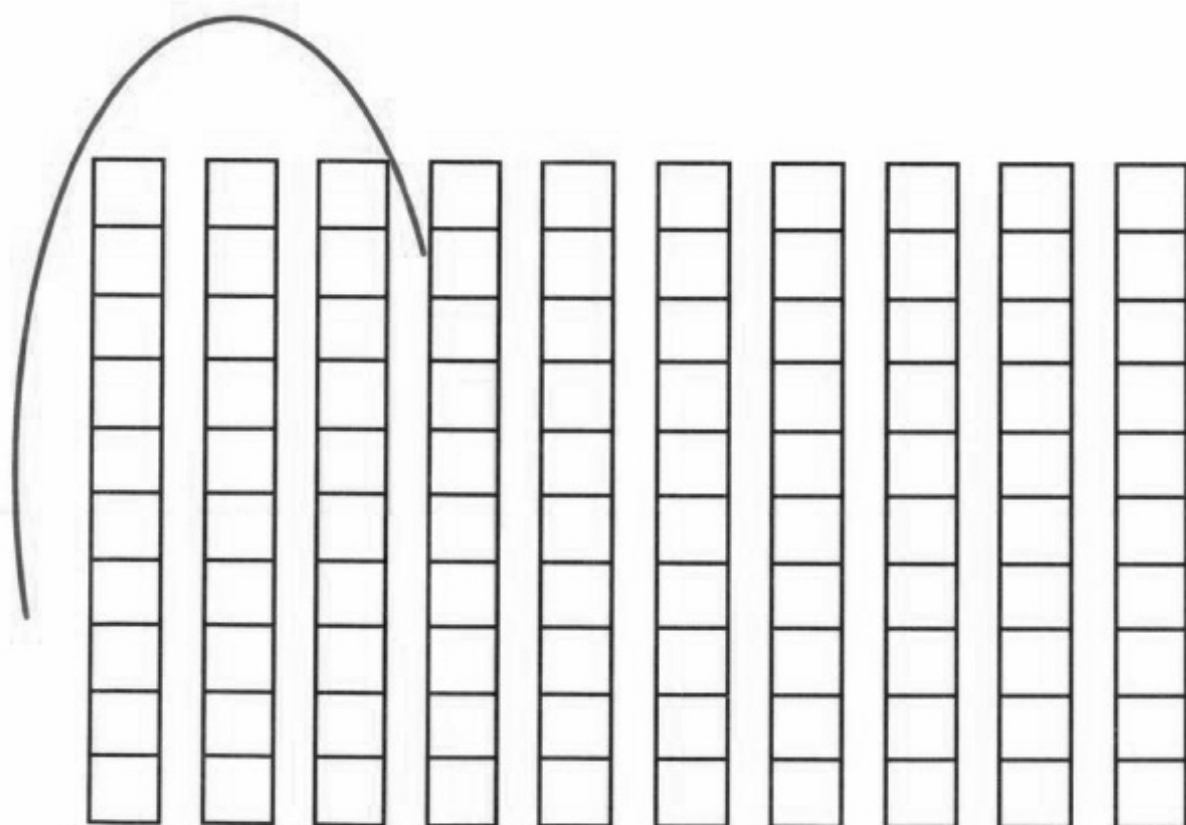
Structures: Is it the same? Yes, it is.

tallest

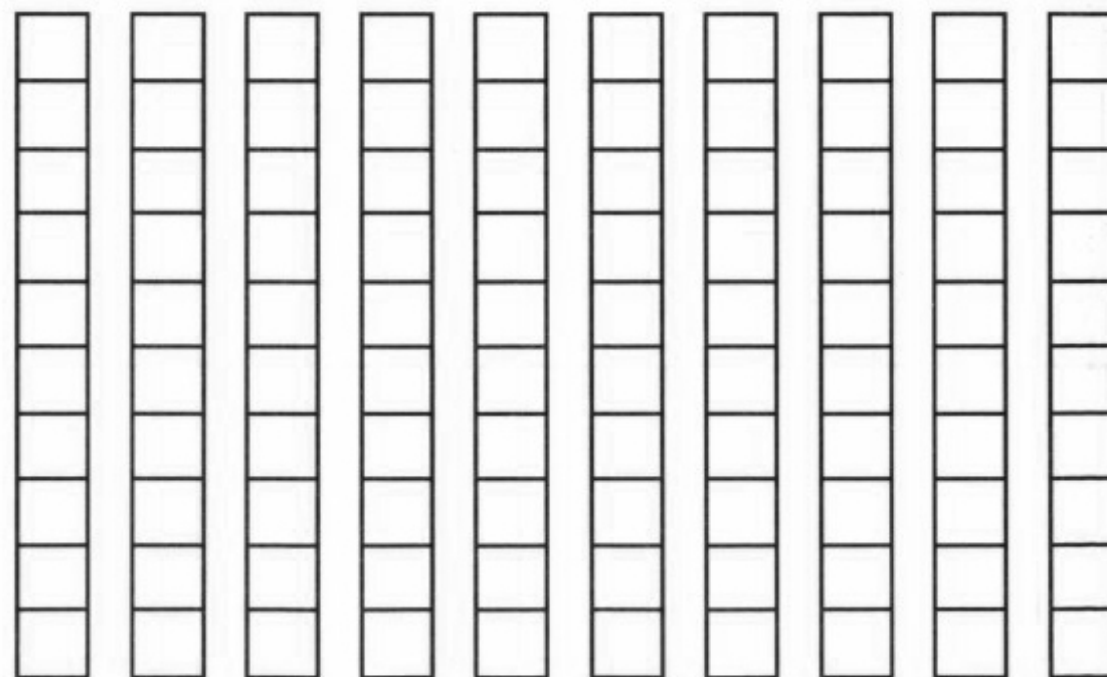
shortest



30



40



1 Color. 2 Count. 3 Circle.



Vocabulary: 30, 40, thirty, forty


Structures: How many squares are there? Ten, twenty, thirty, ... (Three) tens is (thirty).

Unit 6

30, 40

Counting in tens





eyes



feet



tails



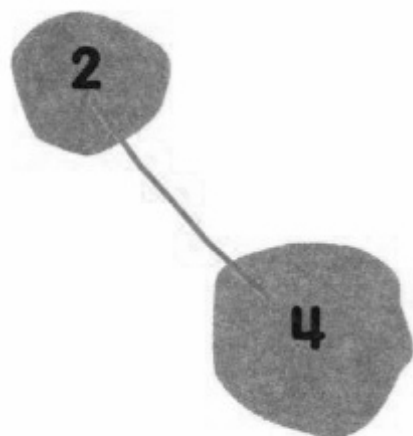


1 Count the body parts. 2 Write the numbers. 3 Color your favourite animal.

Vocabulary: girl, boy, elephants, parrots, crocodile, eyes, feet, tails

Structure: How many (eyes) do they have?





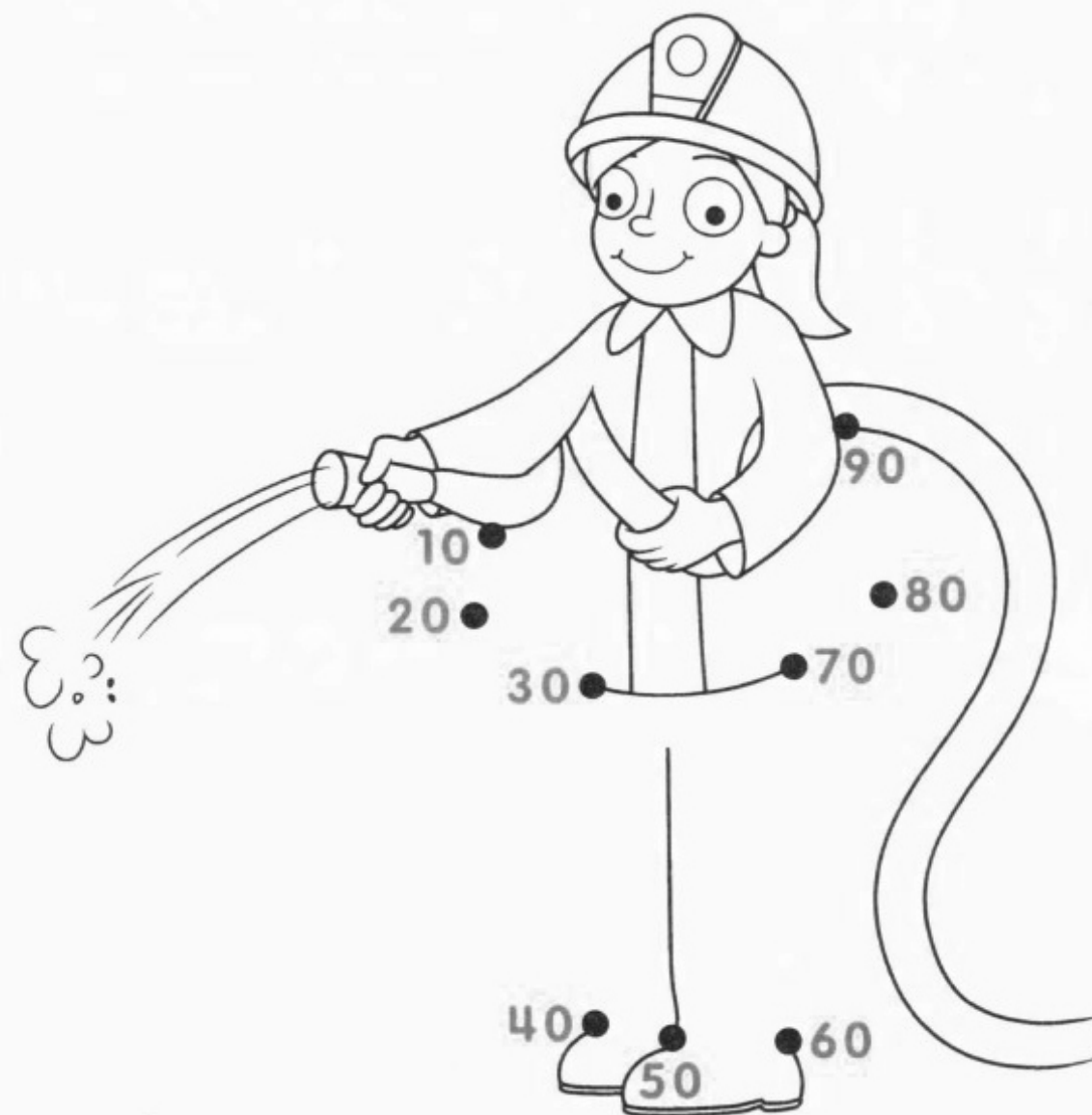
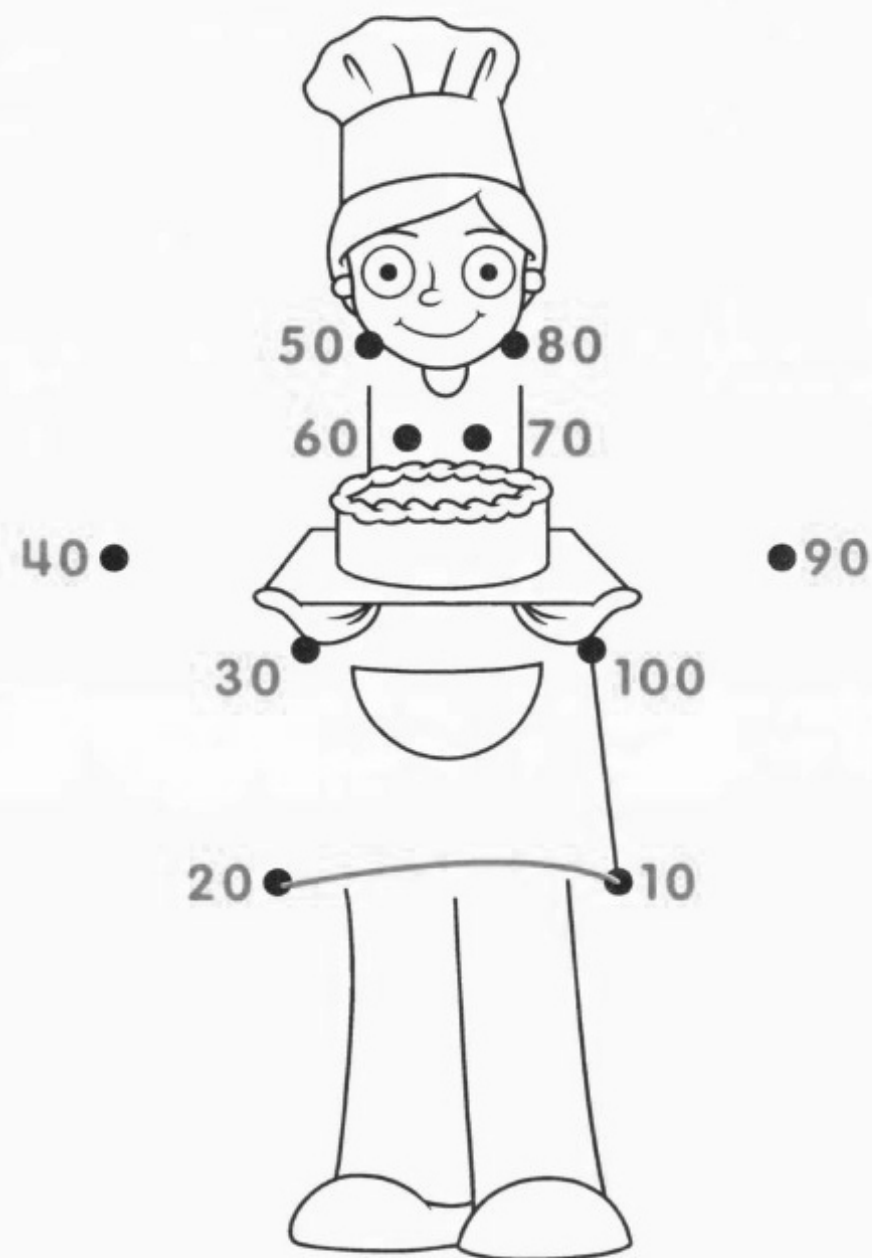
1 Help the doctor to find the child. 2 Help the firefighter to find the fire. 3 Write the next number.

Vocabulary: doctor, firefighter, fire, child, sick

Structures: What's wrong? He's sick. / There's a fire. What's the next number?

Unit 7

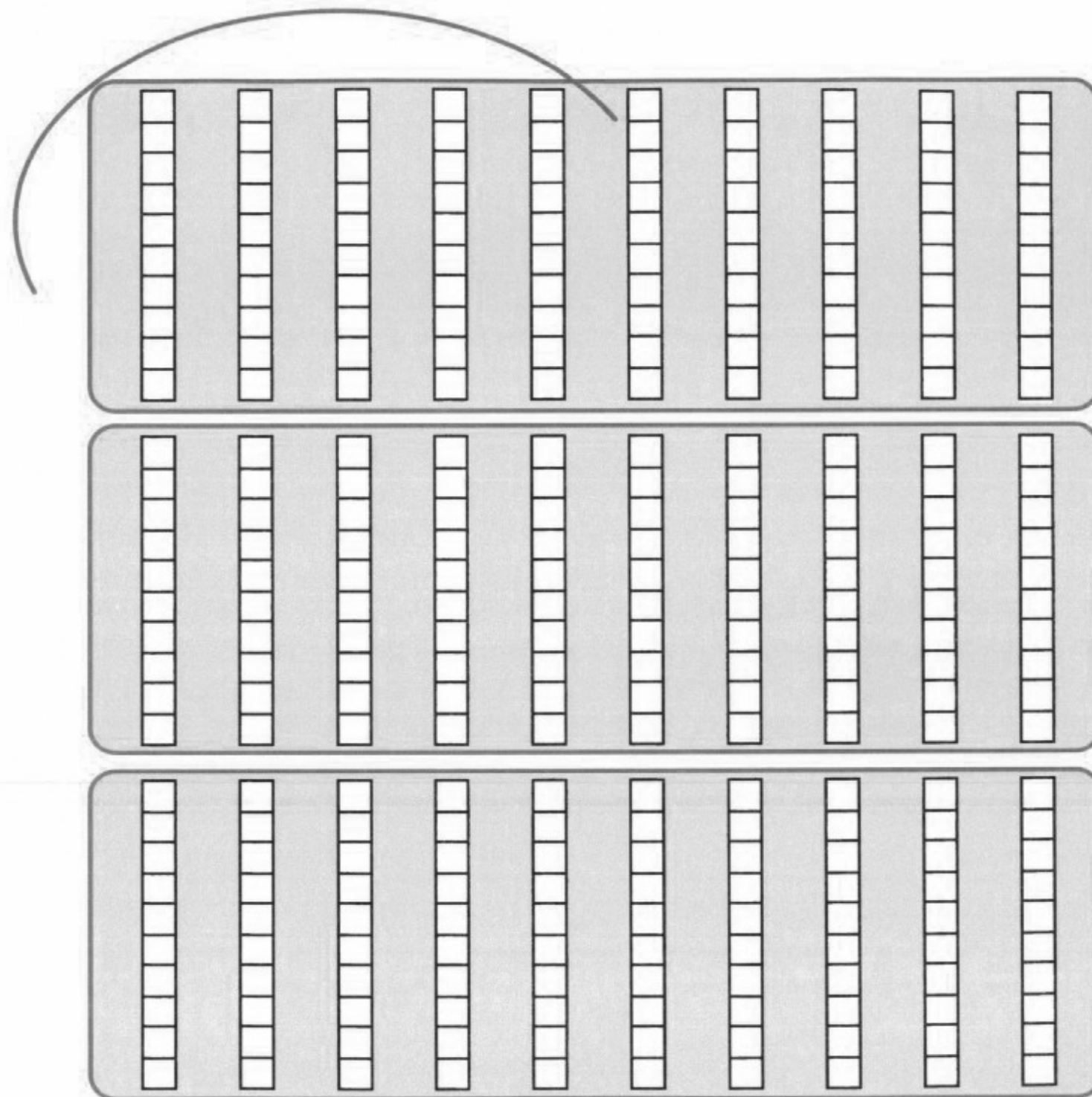
Odd and even numbers
Spatial awareness



50

60

70



1 Color. 2 Count. 3 Circle.

Vocabulary: numbers in tens up to 70

Structures: How many squares are there? Ten, twenty, thirty ... (Five) tens is (fifty).

10

10 10

10 10 10 10 10

10 10 10

30

70

10

50

20

60

40

10 10 10 10


10 10 10 10

10 10 10 10


10 10 10 10



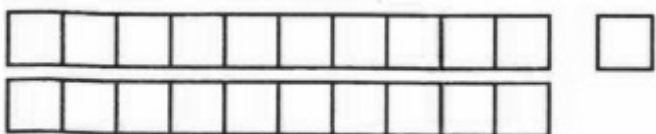
$$\boxed{4} + \boxed{} \boxed{10} = \boxed{14}$$



$$\boxed{} + \boxed{} \boxed{} = \boxed{}$$



$$\boxed{} + \boxed{} \boxed{} = \boxed{}$$



$$\boxed{} + \boxed{} \boxed{} = \boxed{}$$

1 Count the squares. 2 Write the numbers. 3 Write the answers and say.

Vocabulary: numbers between ten and thirty-one

Structures: What's (four) and ten? (Four) and ten is (fourteen).

18

19

20

21

22

23

24

25

26

23

22

21

20

19

18

20

30

40

50

60

70

2

4

6

8

10

12

1

3

5

7

9

11

Unit 7

Sequences (forward
and backward)

1 Count. 2 Write the next three numbers. 3 Say.

Vocabulary: 1-26, 10, 20, 30, 40, 50, 60, 70, 80, 90, 100

Structure: What's the next number?

Oxford University Press
is the world's authority
on the English language.

As part of the University of
Oxford, we are committed to
furthering English language
learning worldwide.

We continuously bring
together our experience,
expertise and research to
create resources such as
this one, helping millions of
learners of English to achieve
their potential.



OXFORD
UNIVERSITY PRESS

DILMAJ LANGUAGE ACADEMY

2nd edition Show and Tell

Creating young thinkers
with great futures



Future is Today

آینده همین امروزه

www.DilmajAcademy.ir