

2nd edition

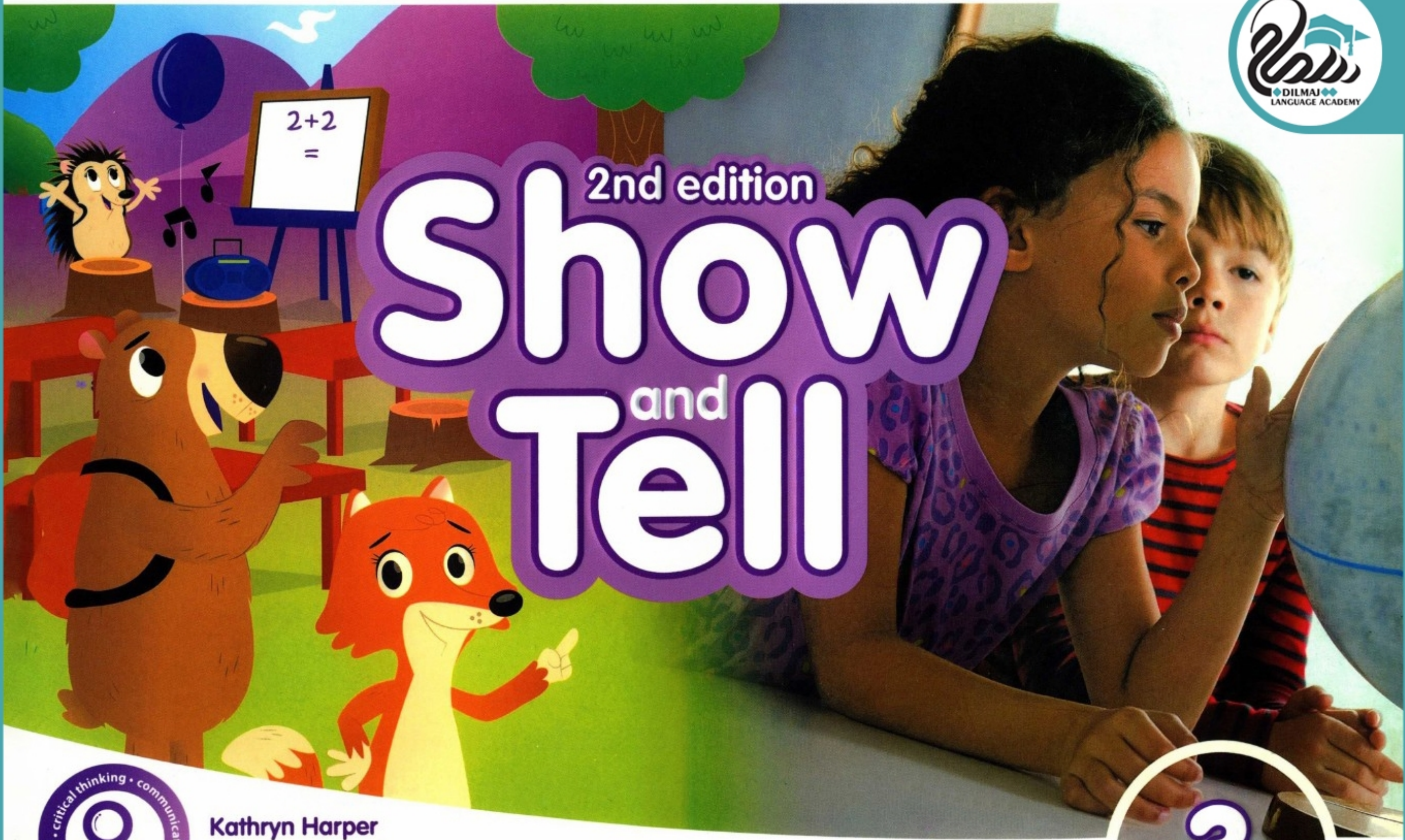
Show and Tell

3 B



Student Book
Activity Book
Literacy Book
Numeracy Book

این مجموعه با تلاش تیم آکادمی زبان دیلماج
جهت رفاه حال زبان آموزان در تهیه کتاب مورد نظر، جمع آوری گردیده است
هرگونه کپی برداری خارج از سیستم آموزشی، شامل پیگرد قانونی خواهد بود



2nd edition

Show and Tell




Kathryn Harper
Gabby Pritchard
Margaret Whitfield

Student Book

Unit 2

What do you like to eat?

Lesson 1





fruit



rice



meat

Do you want some fruit?

No, thank you.

Yes, please.



vegetables



pasta



milk

1 Point and say. 2 1.28 Listen and stick. 3 1.29 Listen and play the game.

Structures: Do you want some (fruit)? Yes, please. / No, thank you. Here you are.

Read with me

Lesson 3

Let's Get Fit





tummy



time to eat



yummy



Say it with me

Lesson 5

I want peaches.

I want meat.

I want peas and beans to eat.



It's snack time!

Would you like some cheese?

Yes, please.

Would you like a drink?

No, thank you.

Please come and sit down.
It's time to pass the snacks around.
Would you like some vegetables?
Or maybe fruit and cheese?
Fruit and cheese?
Yummy, yummy. Yes, please!

Explore with me


Lesson 7


1



I have cereal and  for breakfast.

2



I have a  and fruit for lunch.

3



We have pasta, salad, and bread for dinner.

4



We have fruit for dessert.

Think with me

Lesson 8

Breakfast

Lunch

Dinner



yogurt



cereal



fish



vegetables



fruit



milk



rice



bread



1 Talk about the picture. 2 Write B, L, or D. 3 Listen and sing. 4 Make a food diary. Which foods are healthier?

Vocabulary: hungry, breakfast, lunch, dinner, Food and drink

Structures: What's for (dinner)? They have (cereal) (for breakfast).

Unit 2 - Lesson 8

Critical Thinking

Show me

Lesson 9



Do you want some pasta?

Yes, please.

Here you are.

Show and Tell

Lesson 10



This is our picnic. I have some pasta, vegetables, and apple juice.

1 Choose and make a meal. 2 Make a class picnic. 3 Show and tell.

Vocabulary: picnic, Food and drink

Structures: This is our picnic. I have some (pasta).

Unit 2 · Lesson 10

Project

33

Unit 3

What happens on your birthday?

Lesson 1





cards



cakes



games

How many presents are there?

There are 3 in my box.

There are 2 in my box.

How many presents altogether?



presents



candles




masks

Read with me

Lesson 3

It's Party Time!





treasure hunt



here



there



There are _____ pink beads.

There are _____ purple beads.

We have _____ beads altogether.



1 1.42 Sing and do. 2 Count and write. 3 Go on a treasure hunt.

Vocabulary: here, there, treasure hunt, purple, pink, beads

Structures: There are (8 purple beads). We have (14 beads) altogether.

Say it with me

Lesson 5

There's a party today.
Let's have fun and play.
Can you see the way?
It's **red**, **blue**, and gray.

Follow me

Lesson 6

Happy birthday, Mom.

This is for you.



Thank you. It's beautiful.



Hugs and kisses are on their way,
On this very special day.
So, thank you Mom for all you do.
You love me lots, and I love you.

AB
39

NB
15-16

1 1.44 Listen and follow. Listen and repeat. 2 Say and act out. 3 1.45 Listen and chant. 4 Watch.

Value: Showing you care about your family


Structures: Happy birthday. This is for you. Thank you. It's beautiful.

Unit 3 · Lesson 6

Values & Functional
Language

39

December



My birthday is in June.
I have a party in the yard.



My birthday is in March.
I have a birthday cake with candles.



My birthday is in November. My friends sing to me.



A



When's Anna's birthday?

In _____.

1 Talk about the picture. 2 Find the balloons and write. 3 Listen and sing. 4 Make patterned fruit kebabs.

Vocabulary: Months, Shapes, Food, Colors, Numbers 1-20

Structures: There's a (yellow balloon). Letter (A) is on a (yellow) balloon.

Show me

Lesson 9



It's a present.



It's a candle.



It's a mask.



It's a game.



It's a card.



It's a cake.

How many candles altogether?

There are 12 candles.





Our Birthdays

January  	February 	March  
April	May 	June  
July 	August   	September 
October 	November  	

My birthday is in August. There are 3 birthdays in August.

1 Draw and write. 2 Make a class birthday poster. 3 Show and tell.

Vocabulary: Birthday words, Months, Numbers

Structures: My birthday is in (August). There are (3) birthdays in (August).

Cinderella

Review 1



1 Cinderella is cooking breakfast.



2 Her sisters don't help. They aren't kind.



3 It's Saturday. The sisters go to the party.



4 A fairy comes to help Cinderella.



5 It's the Prince's birthday party.



6 It's 12 o'clock. Cinderella runs out the door.



7 The Prince sees a shoe on the stairs.




8 The Prince takes the shoe to lots of houses.



9 The Prince comes into the living room.



10 The shoe is too small for the sisters.



11 The shoe fits Cinderella.



12 The Prince and Cinderella get married.

Unit 4

What's in your neighborhood?

Lesson 1





ZOO



coffee shop



park

Do you want to go to the zoo?

Yes, I do.



library



supermarket



swimming pool

1 Point and say. 2 1.52 Listen and stick. 3 1.53 Listen and play the game.

Structures: Do you want to go to the (zoo)? Yes, I do. / No, I don't.

Read with me

Lesson 3

It's Hot!





I want to go



swim



splash and shake

I want to go to the swimming pool.

I want to go to the lake.

I want to go to the ice cream shop.

I want to go to the water slide.



1 1.55 Sing and do. 2 Read and match. 3 Where do you want to go? Draw yourself.

Vocabulary: water slide, swimming pool, lake, ice cream shop

Structure: I want to go to (the swimming pool).

Say it with me


Lesson 5

I'm not at school.
I'm in the pool.
It's hot today,
But I'm not, I'm cool.



Follow me

Lesson 6



Look. It's red.

Stop and wait.



Look. It's green.

It's safe to cross now. Let's go.

Red means stop,
Green means go.
Go means walk,
But keep it slow.

Safe, safe, safe.
We stay safe,
On the street.

Explore with me

Lesson 7

20

21

22

23

24

25

26

27

28

29

You can see lots of numbers in your neighborhood.

Which number is ...


on a bus?

on a boat?

on a clock?

in a supermarket?

on a street sign?



Think with me

Lesson 8



boat



bus



clock



sign



door



train

Show me

Lesson 9

~~zoo~~ library coffee shop park



ZOO



Do you want to go to the park?

Yes, I do. Look!



Show and Tell

Lesson 10



Look at our neighborhood.
There's a supermarket.

Here's our school.
It's next to the library.



1 Talk about the pictures. 2 Make your own neighborhood. 3 Show and tell.

Vocabulary: next to, behind, Places in a neighborhood

Structures: There's a (supermarket). It's (next to) the (library). Here's ...

Unit 2 What do you like to eat?

(page 117)

vegetables	fruit	meat
pasta	rice	milk

Unit 3 What happens on your birthday?

(page 119)

cards	presents	cakes
candles	games	masks

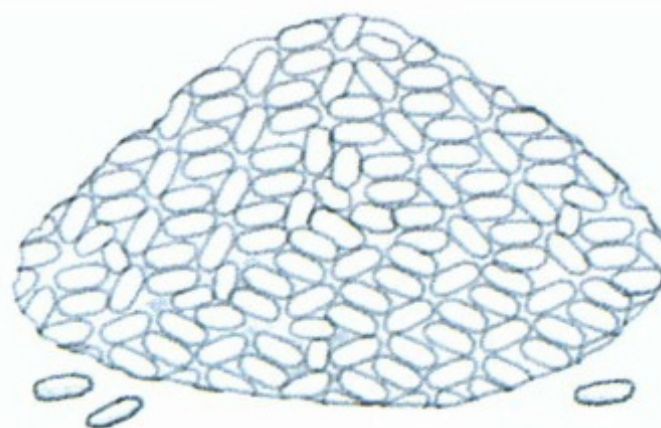
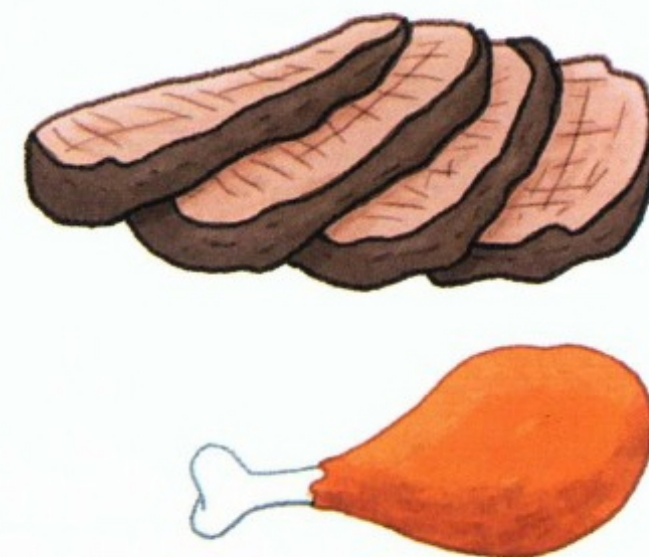
Unit 4 What's in your neighborhood?

(page 121)

zoo	coffee shop	park
library	supermarket	swimming pool


Unit 2

What do you like to eat?




Unit 3

What happens on your birthday?



Unit 4

What's in your neighborhood?





$$2+2=$$

2nd edition

Show and Tell






Kathryn Harper
Gabby Pritchard
Margaret Whitfield

Unit 2

What do you like to eat?

Lesson 1





vegetables
pasta

fruit
rice

meat
milk



Do you want some fruit?




1 Trace. Match and say. 2 Read and answer. Color.

Structures: Do you want some (fruit)? Yes, please. / No, thank you.

Read with me

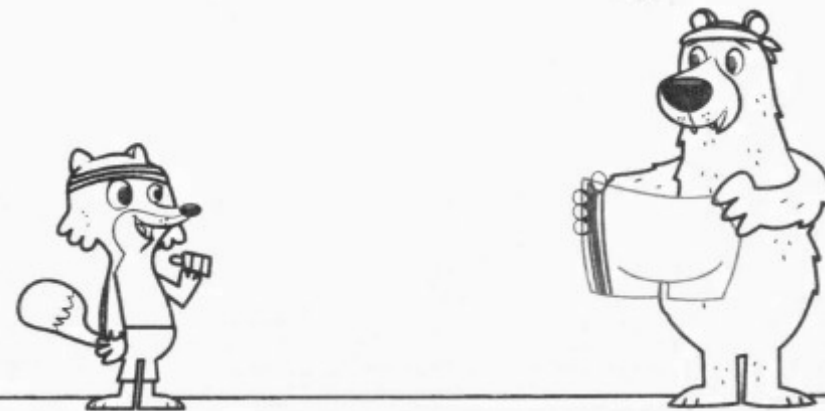
Lesson 3

I want some cake / honey.



Let's get fit.

Okay. Let's run / read.




I'm thirsty. I want some milk / juice.



I want some pasta / fruit.





1 Follow and trace.

Vocabulary: cake, peas, meat, beans, fruit, juice, vegetables

Structure: I want something yummy!

Say it with me

Lesson 5

peaches
meat

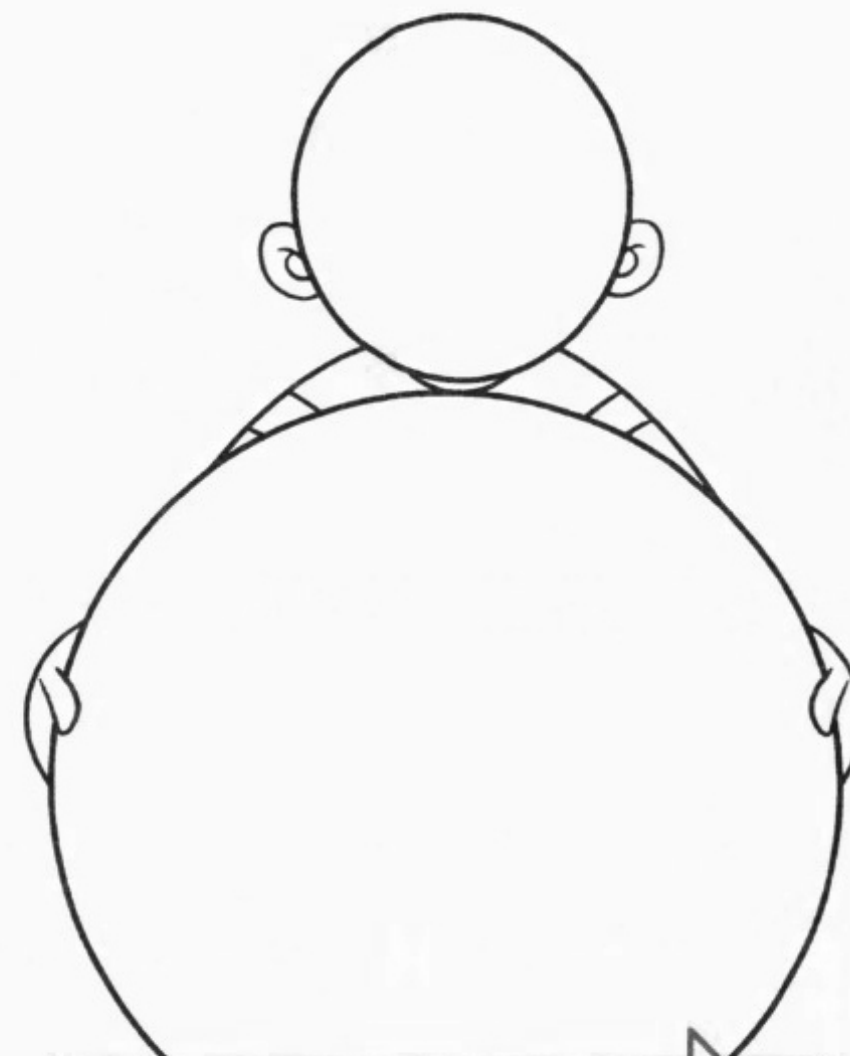

beans
peas

meat •

peas •

beans •


peaches •



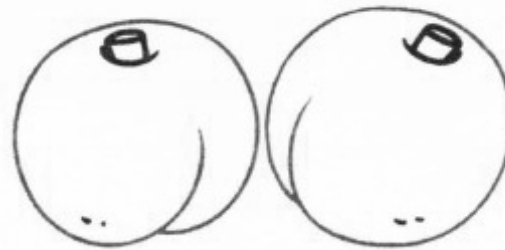
I want _____ to eat.



Would you like
some strawberries?



Yes, please.




No, thank you.



Would you like some grapes?



Yes, please.



No, thank you.

1 Read and trace.

Value: Offering and accepting food politely

Structures: Would you like some (strawberries)? Yes, please. / No, thank you.

Unit 2 • Lesson 6


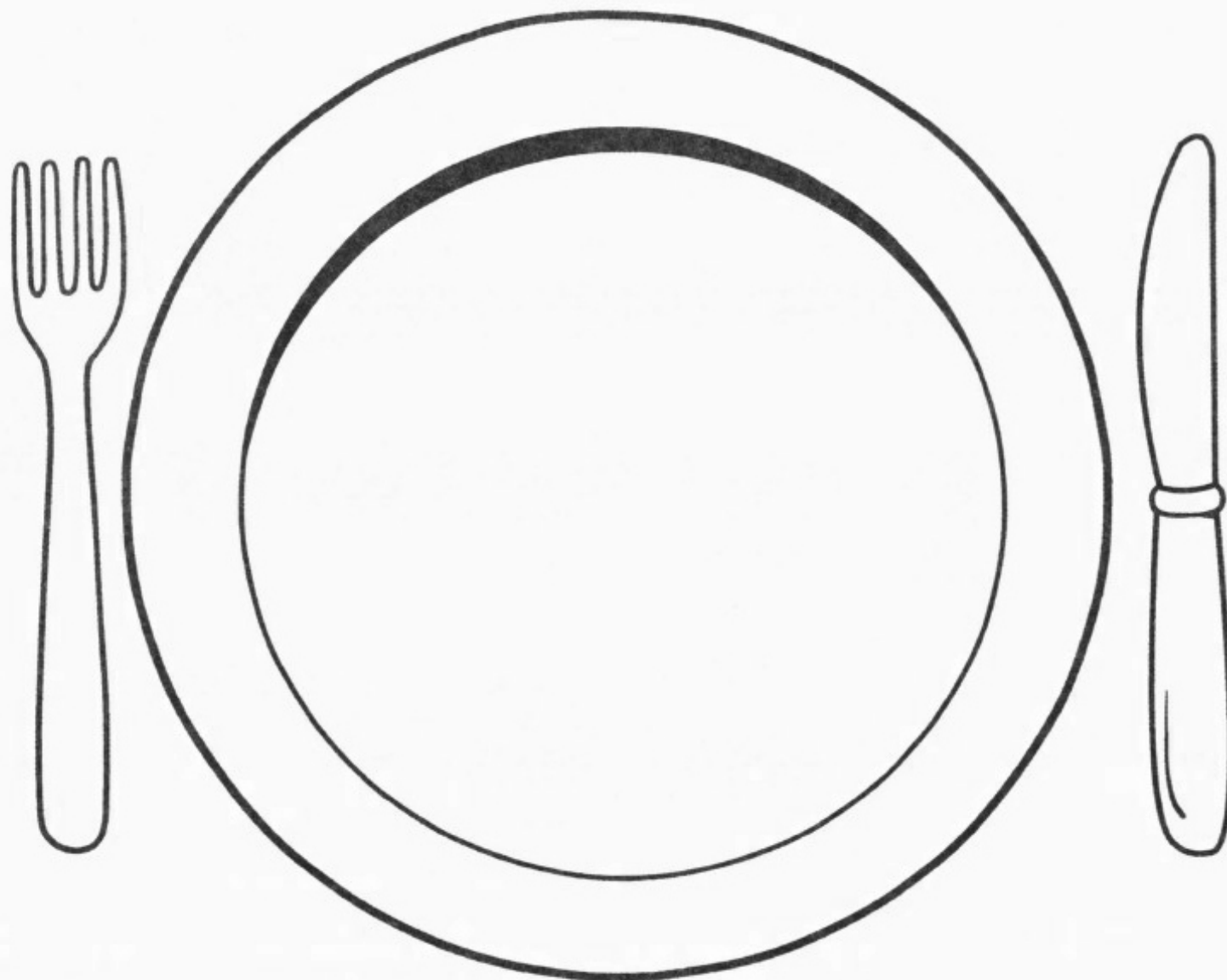
Values & Functional
Language

29

Explore with me

Lesson 7

I have _____ and _____ for dinner.



sandwiches




salad



rice



meat



fruit



bread



fish



vegetables


Breakfast	Lunch	Dinner


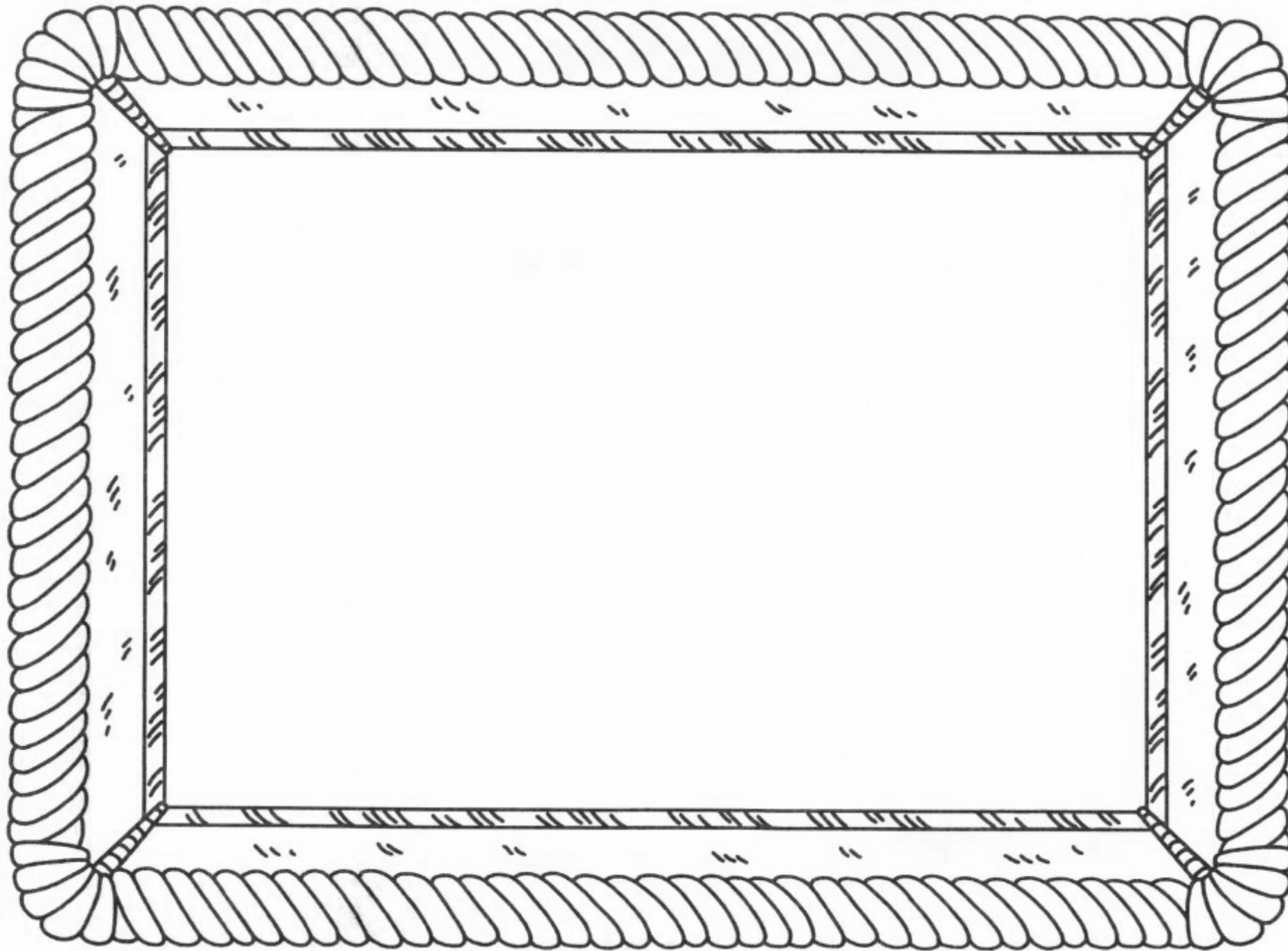
My food diary

1 Draw. Circle the healthy foods green and the unhealthy foods red.

Vocabulary: meat, vegetables, fruit, pasta, rice, milk, cereal, salad, bread, breakfast, lunch, dinner

Structure: I have (cereal) for (breakfast).





1 What's in your picnic? Choose and draw.


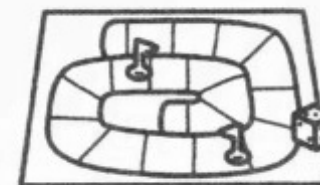
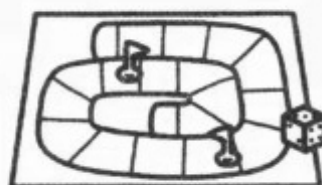

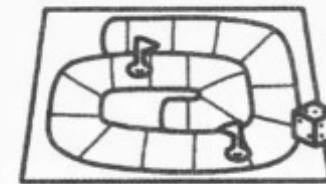
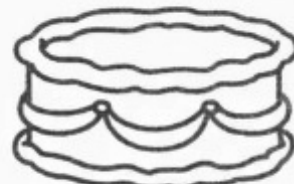
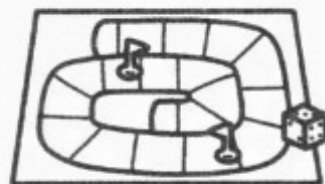
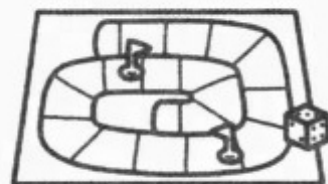

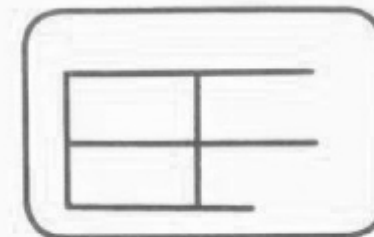
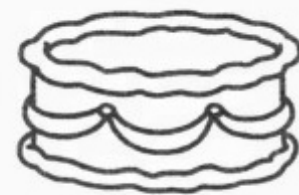
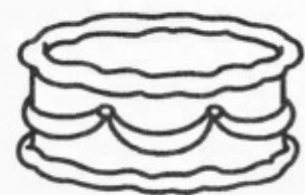
Vocabulary: bread, salad, meat, cake, milk, fruit

Structures: This is my picnic. I have some (milk).

Unit 3

What happens on your birthday?

Lesson 1



birthday cake

game

card

mask

candle

present



1 Draw and write. Say.

Structures: How many (cards) are there? There are (three). How many (presents) altogether?


Unit 3 • Lesson 2


Game

35

Read with me

Lesson 3





**There are 6 green beads.
There are 5 pink beads.**

**There are 7 yellow beads.
There are 4 blue beads.**

1 Read and color.

Vocabulary: green, pink, yellow, blue, Numbers 4-7

Structure: There are (6) (green) beads.

Unit 3 - Lesson 4

Song

37

Say it with me

Lesson 5



party

today

way

eat

say


birthday

fun

clap

play

mask



say


way

~~play~~

gray



p l a y





1 Circle the correct behavior.

Value: Showing you care about your family

Unit 3 • Lesson 6

Values & Functional
Language

Explore with me

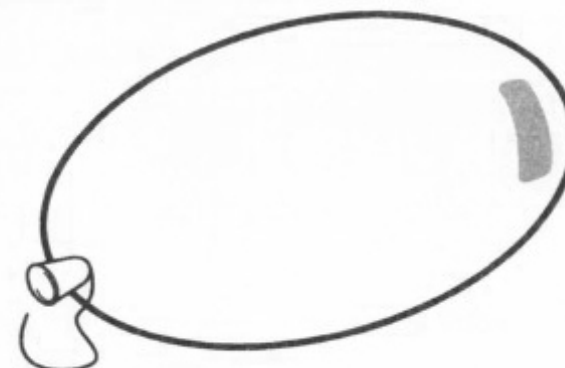


Lesson 7



2

I have a party.

I have a
birthday cake.My friends
sing to me.

**Fifi's Challenge**

Write. My birthday is in _____.

1 Trace the correct month.

Vocabulary: Months


Structure: My birthday is in (January).

Show me

Lesson 9



My Family's Birthdays



1 Make family birthday presents. Write.

Structure: (Amy's) birthday is in (June).





meat



rice

I have _____
for dinner.



a party



presents

I have _____
on my birthday.



art room

computer
room

I paint in the
_____.



1 Write and say. 2 Color for you.



Vocabulary: meat, rice, party, presents, art room, computer room

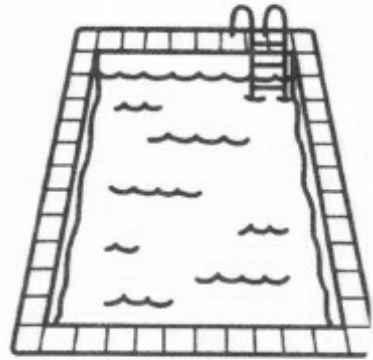
Structures: I have (rice) (for dinner). I paint in the (art) room.

Unit 4

What's in your neighborhood?

Lesson 1





library



coffee shop



park




supermarket



zoo

swimming
pool

Do you want to go to the _____ ?



Do you want to go to the _____ ?




Do you want to go to the _____ ?

1 Trace. Complete the questions and say.

Structures: Do you want to go to the (zoo)? Yes, I do. / No, I don't.

Read with me

Lesson 3



I want to go to the i _ _ _ _ .



I want to go to the

l _ _ _ _ .




I want to go to the

s _ _ _ _ .

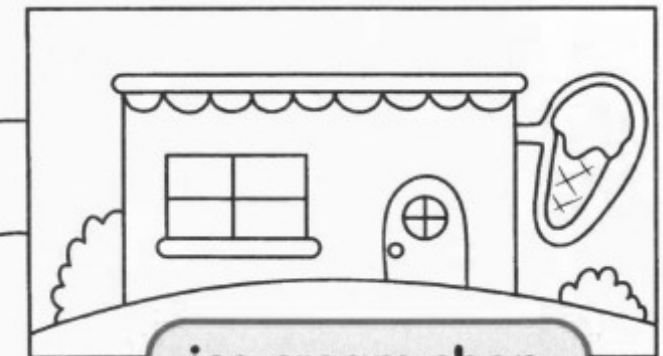
p _ _ _ _ .



library



swimming pool



ice cream shop

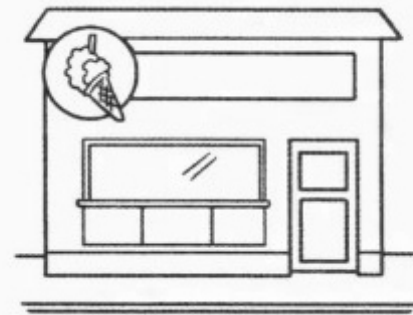

1 Where do they want to go? Follow and complete the sentences.

Vocabulary: library, swimming pool; ice cream shop

Structure: I want to go to the (ice cream shop).

school pool zoo








a red balloon





a gray boot



Stop

Go



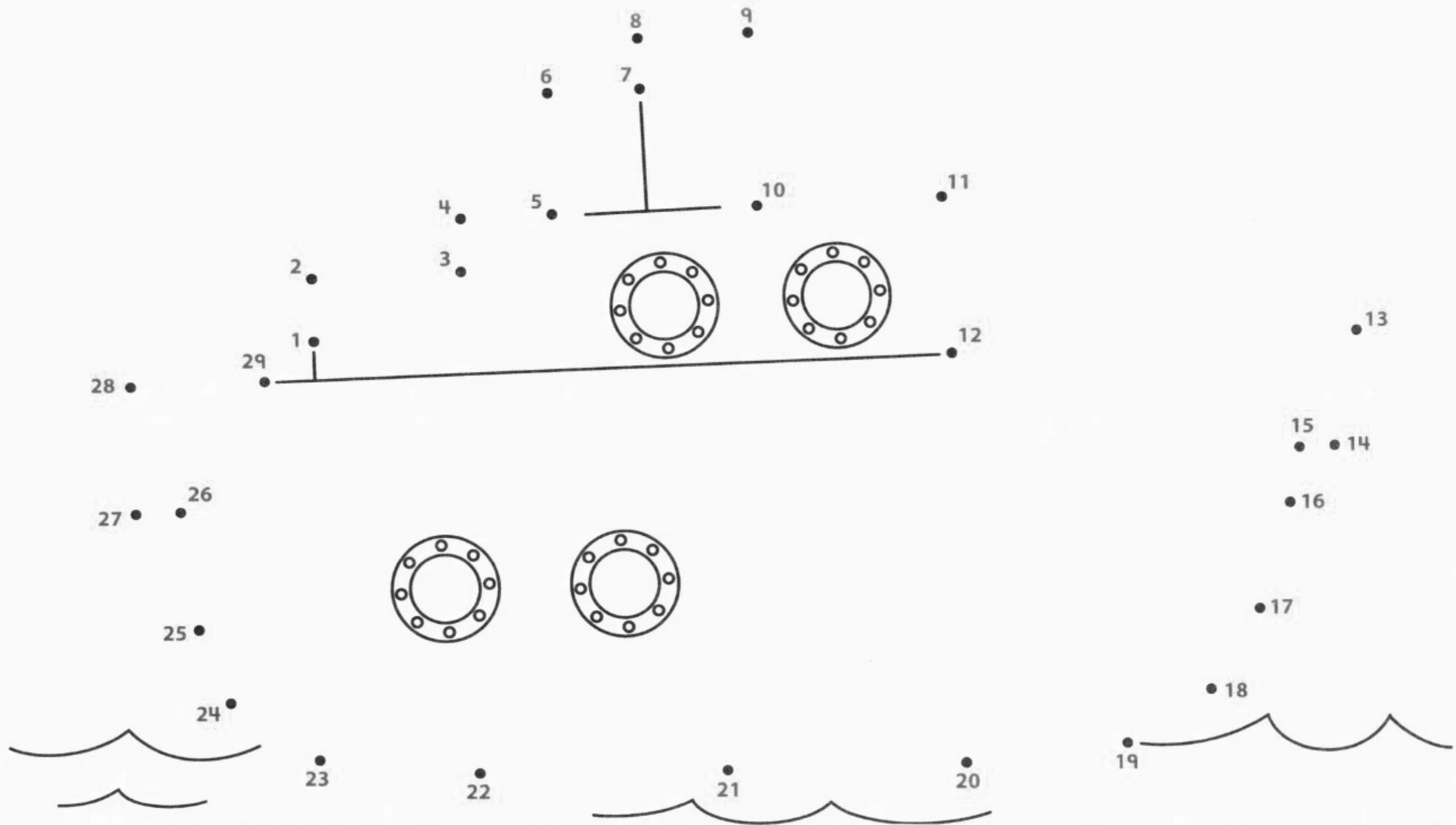
1 Color and match.

Value: Being safe on the street

Structures: Look. It's green/red. Stop and wait. It's safe to cross now. Let's go.

Explore with me

Lesson 7






Fifi's Challenge

Find which number is missing.



1

Do you want to go to the ____ oo?



Yes, I do.
No, I don't.

2


Do you want to go to the ____ upermarket?




Yes, I do.
No, I don't.

3

Do you want to go to the ____ ater slide?



Yes, I do.
No, I don't.



1 Draw yourself in your favorite place in your neighborhood.

Vocabulary: ice cream shop, library, swimming pool, park

Structures: This is my favorite place in my neighborhood. It's a ...



2nd edition

Show and Tell

Literacy



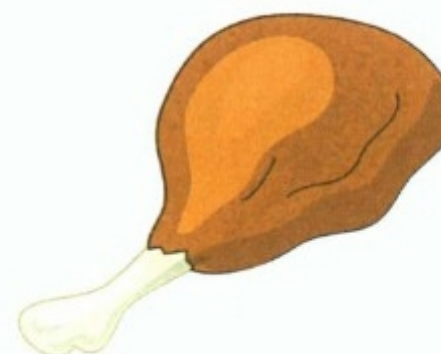

Kathryn Harper
Gabby Pritchard
Margaret Whitfield

Unit 2

1  1.06 Listen and point. Listen and repeat.



ea



1 Look and say. 2  1.07 Listen and circle the picture.

1



pitch



peach

2




red



read

3



back



beak

4




lick



leak

5



stem



steam

6



lip



leap

1 Say. 2 Write the rhyming words. 3  1.08 Listen and repeat.

meal ~~beach~~ weak lead

1



peach



beach

2



beak



3



seal




4



read



- 1  1.09 Listen and follow. Listen and repeat. 2 Read aloud.

At The Beach



Mel and Jean are at the beach.



They have a picnic lunch.




Seagulls eat the picnic!



1 Point and say. 2  1.10 Listen and chant.

Have a seat
And let's eat.
What's for lunch?

Eat some meat and some beans.
Eat a peach with some cream.

Eat some fish and some peas.
Eat some  . Yes, please!



- 1 Choose three things. Write the words in your picnic basket.
- 2 Play a guessing game.

**meat****fish****peas****beans****peach****cream****pasta****banana**

Unit 3

1  1.11 Listen and point. Listen and repeat.



ay




1  1.12 Listen and join the words with the **ay** sound. Listen and write.

clay hay tray ~~way~~


ay

1



way

6



2



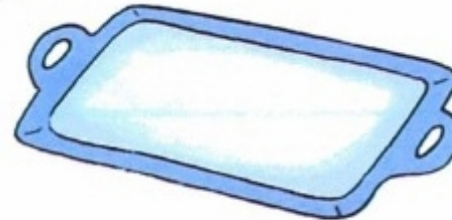
3



4



5



1 Read and circle. 2  1.13 Listen and check.

1



pay

play

2



tray

gray

3



say

hay

4



pay

pea

5



say


sea

6




clay

crayon

- 1  1.14 Listen and follow. Listen and repeat. 2 Say the animal. 3 Read aloud.


What's This?




This animal is big and gray.



It eats hay.




It can spray.





It's running away! What is it?

1 Point and say. 2  1.15 Listen and chant.



stomp

I'm an  .
I'm big and gray.
This is my trunk,
And this is my .



play



spray

I can stomp, stomp, stomp.
I can spray, spray, spray.
I can eat, eat, eat,
Lots of hay, hay, hay.




run



eat hay

- 1 Choose six words and write. 2 Play a game.



1

2

3

4

5


6

1  1.16 Listen and point. Listen and repeat.



1 Look and say. 2  1.17 Listen and circle the word.

1



root



rat

2



hoop



hop

3



boot



bat

4



moon



man

5



spoon



spin


6



stool



steal

1 Say. 2 Write the rhyming words. 3  1.18 Listen and repeat.

hoof room ~~roof~~ spoon

1



boot



root

2



broom



3



moon




4



roof




- 1  1.19 Listen and follow. Listen and repeat. 2 Read aloud.

At The Zoo



Oona and Kevin are at the zoo.




They see lots of animals.



Oona gets a balloon.




A baboon steals the balloon!

1 Point and say. 2  1.20 Listen and chant.

We're at the zoo,
Me and you.
What can you see?
Say it with me.

I can see a seal.
It's eating a meal.
I can see a moose,
And I can see a goose!
There's a big baboon,
With a red balloon.
At the zoo, zoo, zoo.



1 Choose six words and write. 2 Play 'Bingo'.



moon



boot



stool



hoop



spoon



broom



room



roof



goose



balloon





<hr/> <hr/> <hr/>	<hr/> <hr/> <hr/>	<hr/> <hr/> <hr/>
<hr/> <hr/> <hr/>	<hr/> <hr/> <hr/>	<hr/> <hr/> <hr/>

2nd edition

Show and Tell Numeracy



Kirstie Grainger
Erika Osváth




1 Find and circle the food that is different. 2 Color your favorite. 3 Say.


Vocabulary: same/different, carrots, peas, rice, meat, pasta, grapes, strawberries, apple, vegetables, fish, cake, banana

Structures: What's different? What's the same?

Mike can see seven apples.




Mike eats two apples.

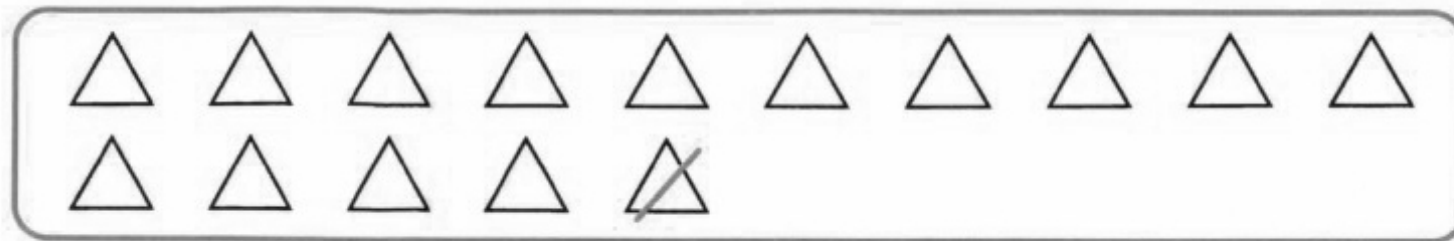


-



=






15

-

1

=

14

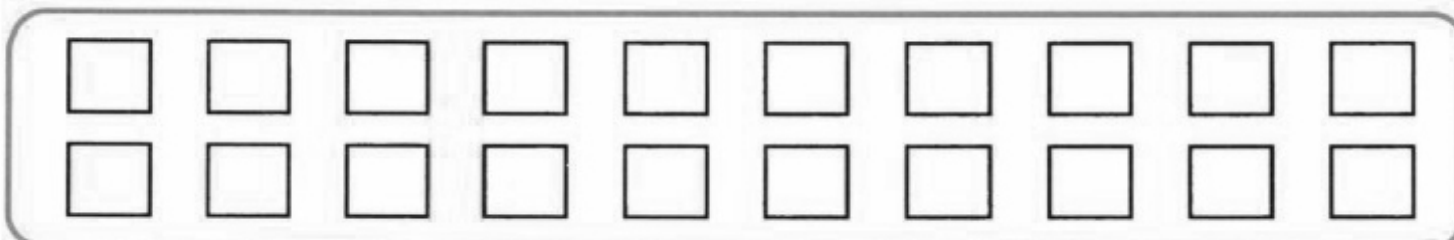


9

-

1

=



-

1

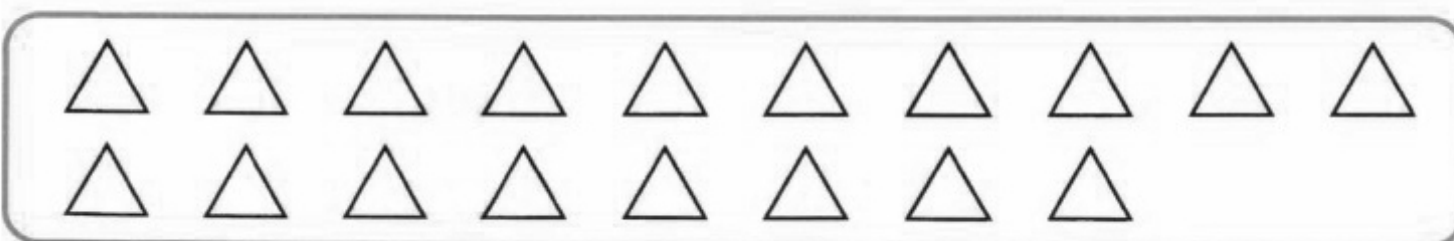
=



-

1

=



-


1


=

1 Cross out one. 2 Count and write.

Vocabulary: Shapes

Structures: How many (triangles) are there? Cross out one. How many (triangles) are there now?






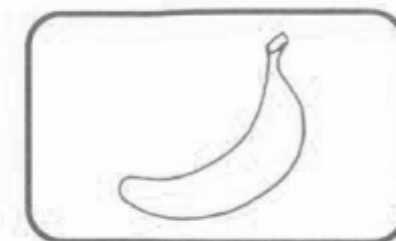
eleven

twelve


thirteen

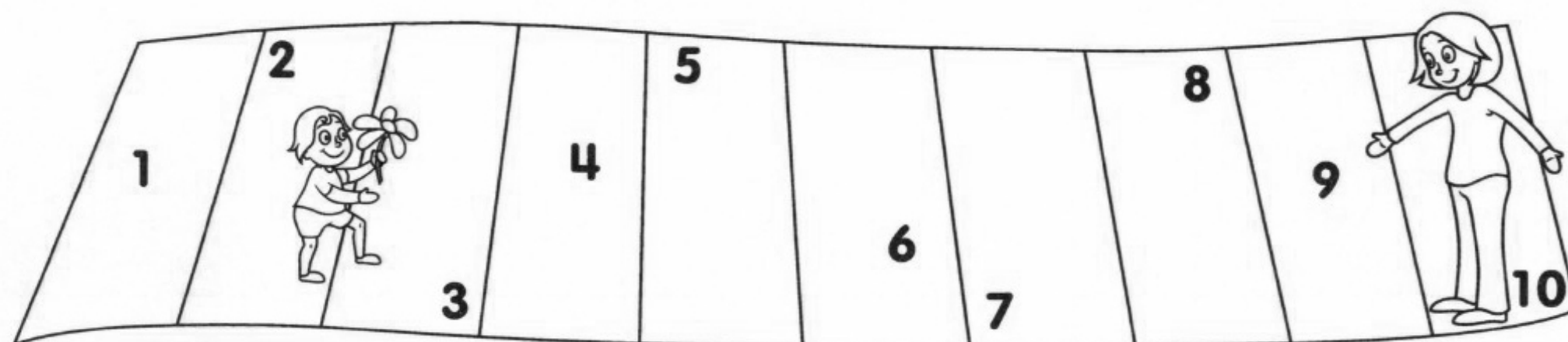
fourteen

fifteen



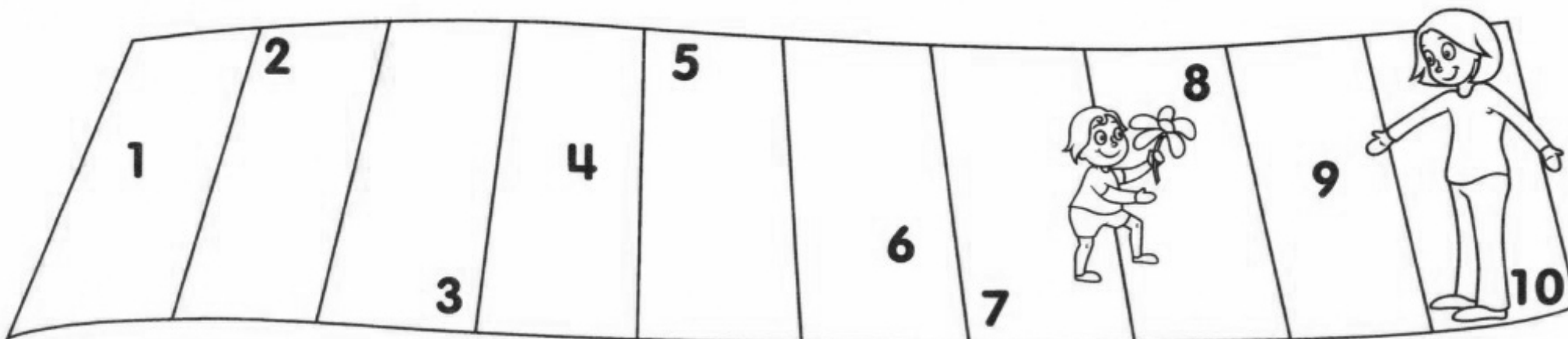
1 Count, trace, and draw. 2 Circle in threes. 3 Say.
 Vocabulary: one–twenty
 Structures: How many are left? There are (two) left. There's one left.





missing steps

8



1 Count the missing steps for the boy. 2 Write the number. 3 Talk about the picture.

Vocabulary: step, flower, boy, mom

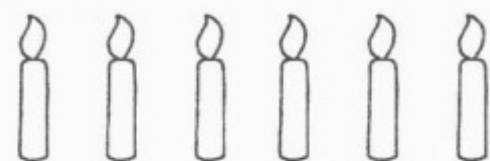
Structure: How many steps are missing?



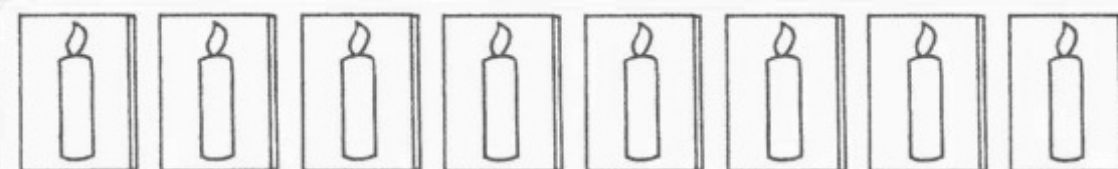
$$\boxed{5} + \boxed{5} = 10$$




$$\boxed{7} + \boxed{} = 10$$



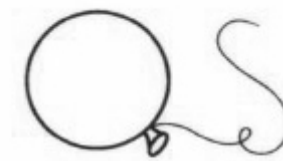

$$\boxed{} + \boxed{} = 10$$




$$\boxed{} + \boxed{} = 10$$



$$\boxed{} + \boxed{} = 10$$





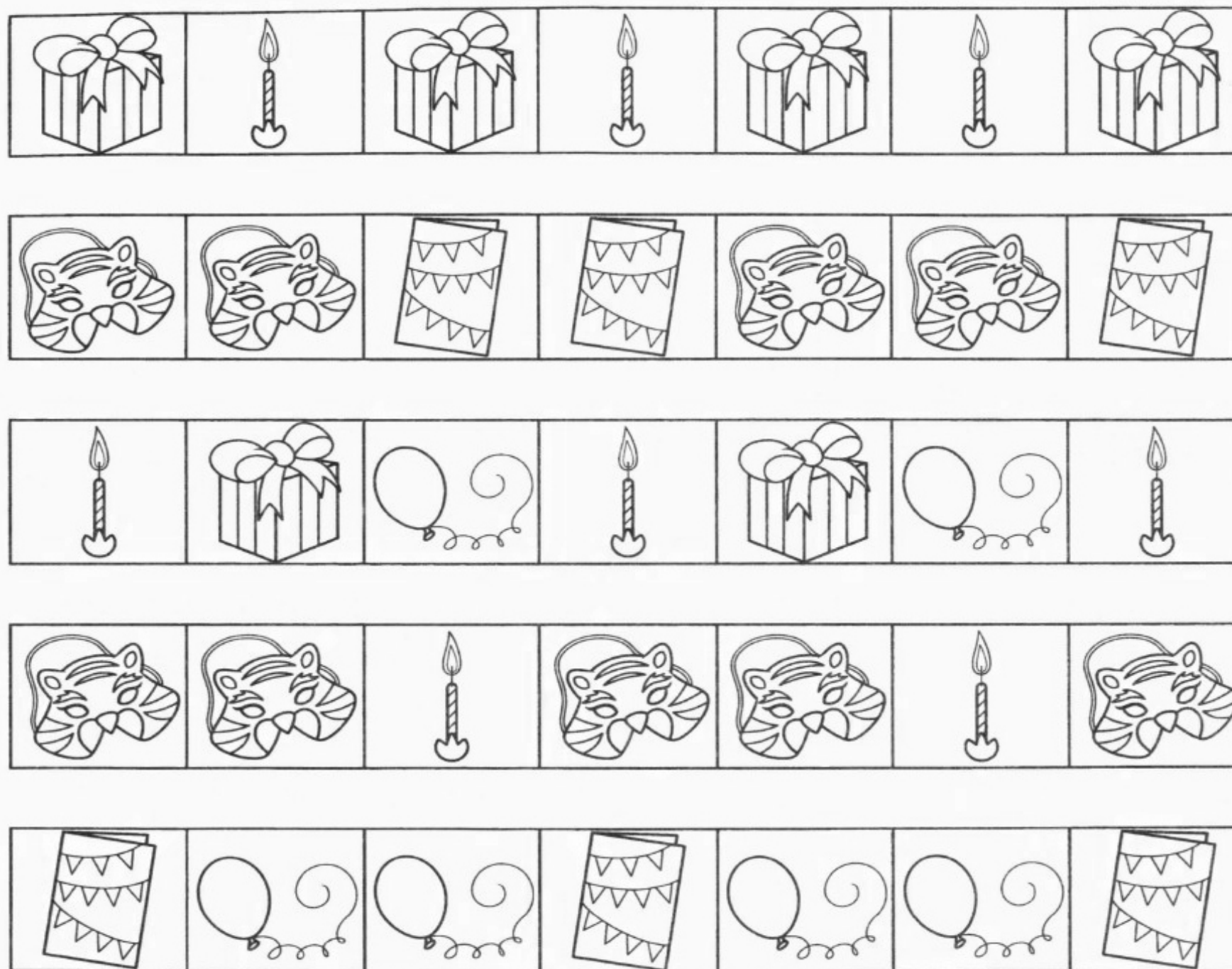
7





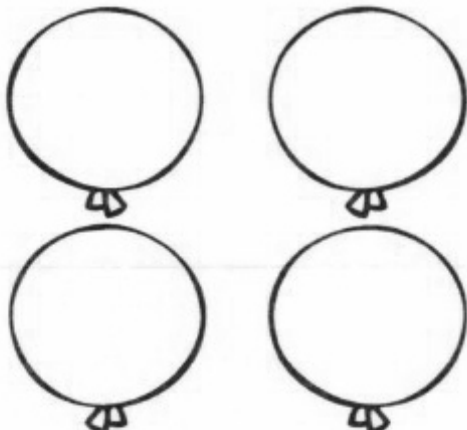

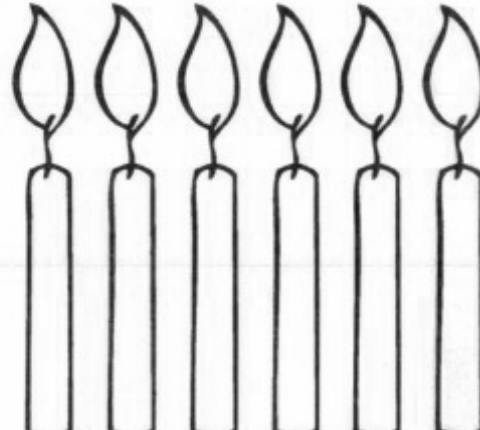

1 Color each balloon shape with a different color. 2 Count. 3 Write.

Vocabulary: 4-8, balloons

Structure: How many (long/round/heart-shaped/teddy bear-shaped) balloons are there?



fewer

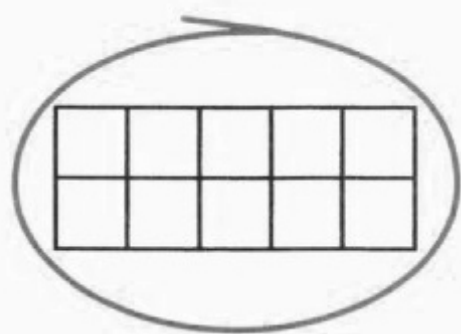
			
			
			

more

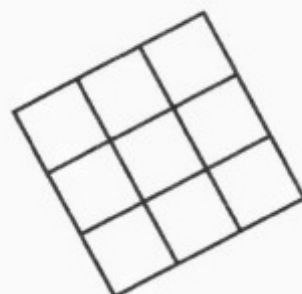
1 Count. 2 Draw fewer. Draw more. 3 Say.

Vocabulary: fewer, more, presents, balloons, flowers, candles


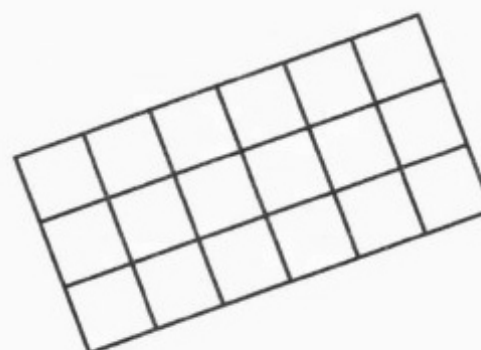

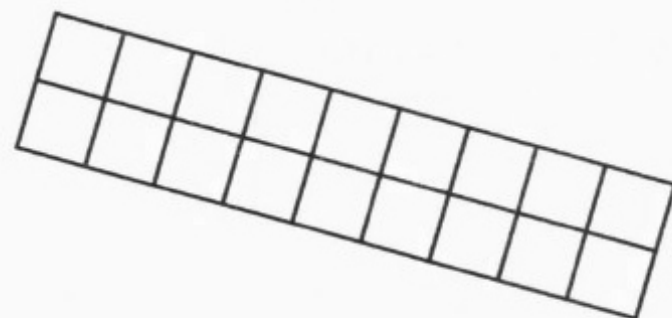
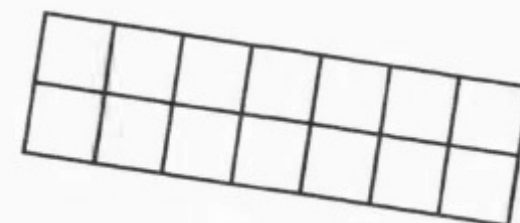
Structures: How many (presents) are there? There are more/fewer here.




10



9





1 Who's going left? Circle. 2 Who's going right? Color. 3 Talk about the picture.

Vocabulary: left, right, boy, girl, mom, grandma

Structures: Who's going left/right? The boy is ...

Unit 4
Left/right





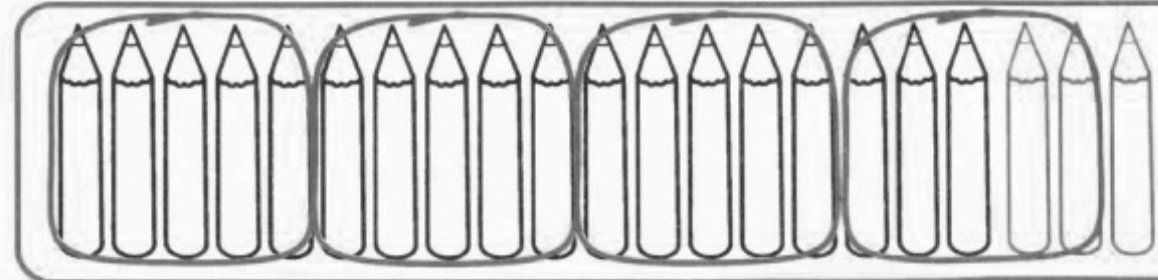
1 Look. 2 Write the missing numbers. 3 Color. 4 Write the next number.

Vocabulary: 2-29

Structure: What number is missing?

Unit 4
Increasing sequences
from 2 to 29

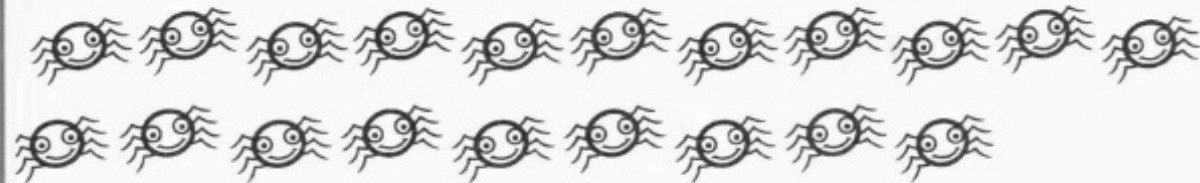
twenty-one



twenty-two



twenty-three




twenty-four




twenty-five





 $20 + 7$


twenty-seven


 $20 + \square$

twenty-nine


 $20 + \square$

twenty-six

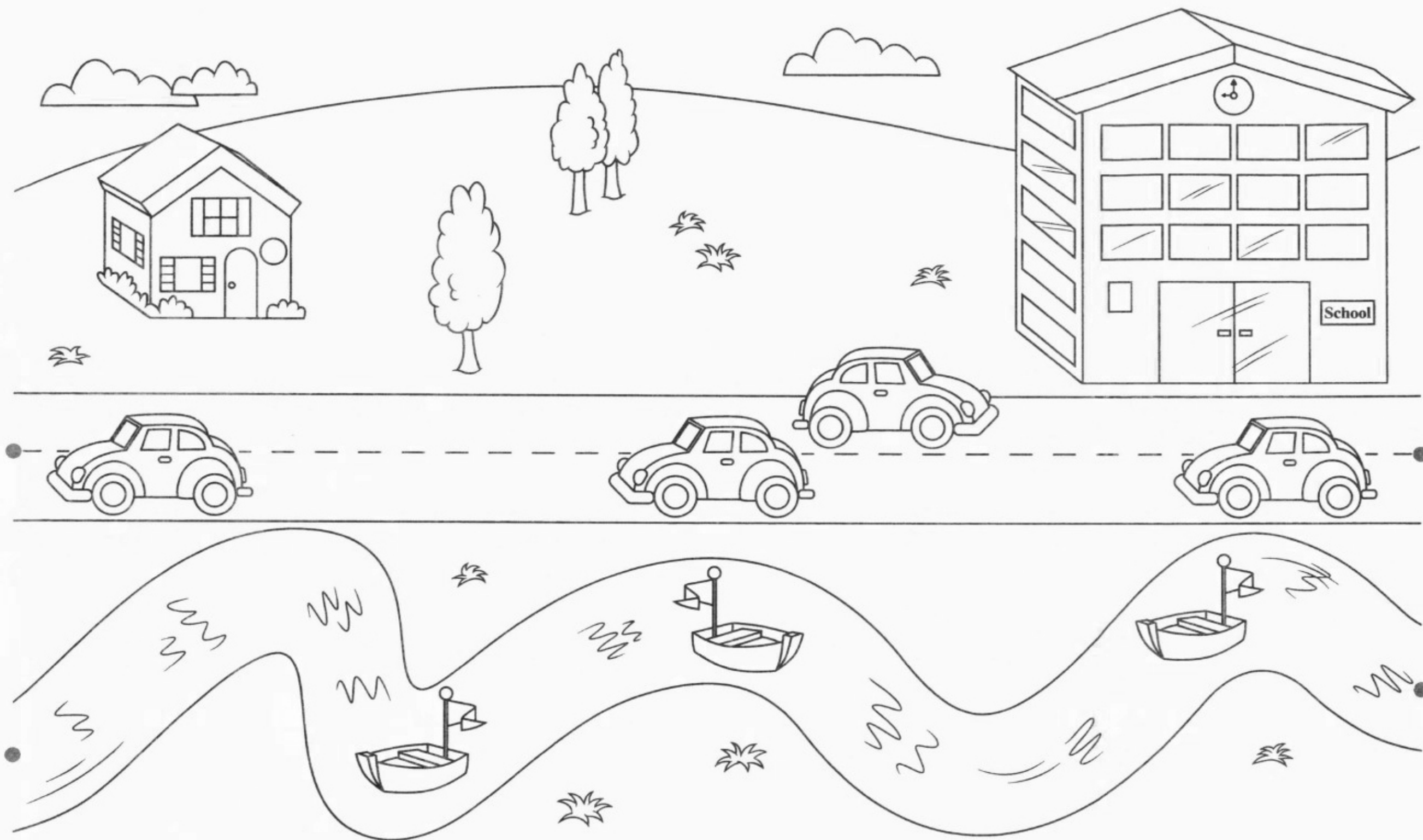

 $20 + \square$

twenty-eight

1 Count the squares and write. 2 Trace. 3 Say.

Vocabulary: twenty-six to twenty-nine

Structure: Twenty and (seven) is (twenty-seven).



Oxford University Press
is the world's authority
on the English language.

As part of the University of
Oxford, we are committed to
furthering English language
learning worldwide.

We continuously bring
together our experience,
expertise and research to
create resources such as
this one, helping millions of
learners of English to achieve
their potential.

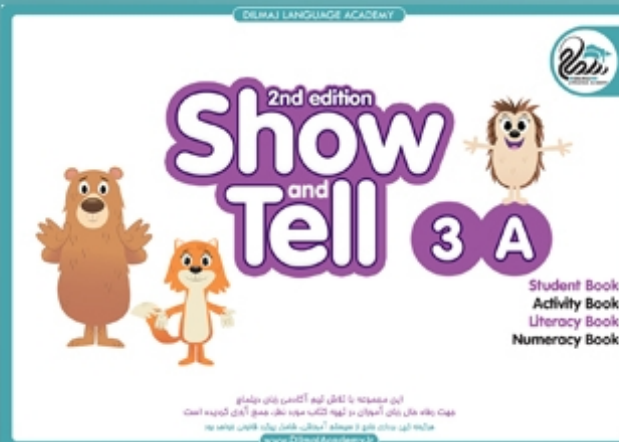


OXFORD
UNIVERSITY PRESS

DILMAJ LANGUAGE ACADEMY

2nd edition Show and Tell

Creating young thinkers
with great futures



Future is Today

آینده همین امروزه

www.DilmajAcademy.ir