

2nd edition

Show and Tell

20D



Student Book
Activity Book
Literacy Book
Numeracy Book

این مجموعه با تلاش تیم آکادمی زبان دیلماج
جهت رفاه حال زبان آموزان در تهیه کتاب مورد نظر، جمع آوری گردیده است
هرگونه کپی برداری خارج از سیستم آموزشی، شامل پیگرد قانونی خواهد بود



2nd edition

Show and Tell



Kathryn Harper
Gabby Pritchard
Margaret Whitfield

Unit 8

What do you wear when it's hot?

Lesson 1



Look! I'm wearing a green jacket.



jacket



skirt



T-shirt



pants



shorts



sandals

Read with me



Lesson 3


The Dirty Sweater







These are my clothes.
This is my .
These are my socks.
But that's not my !





You need to keep clean!
You need to wear an apron.




Follow me

Lesson 6



Thank you!



1 2.45 Listen and follow. Listen and repeat. 2 Say and act out. 3 2.46 Listen and chant. 4 Watch.

Value: Keeping clean

Structures: You need to keep clean! You need to wear (an apron).

Unit 8 • Lesson 6

Values & Functional
Language

Explore with me

Lesson 7

1



It's **spring**. He's wearing a  and .

2



It's **summer**. He's wearing a  and .

3



It's **fall**. She's wearing a  and a .

4



It's **winter**. She's wearing a  and a .



AB 95
NB 48

1 Talk about the picture. 2 Color and draw lines. 3 2.48 Listen and sing. 4 Make a clothes basket.


Vocabulary: Clothes, Seasons

Structure: What do you wear in the spring/summer/fall/winter?

Unit 8 • Lesson 8
Critical Thinking

Show me

Lesson 9



I'm wearing shorts and sandals.



Show and Tell

Lesson 10



It's fall. She's wearing a red sweater, purple pants, and shoes.



It's winter. It's cold. He's wearing a blue hat, blue mittens, and a jacket.



1 Draw, cut, and stick clothes for different seasons.

2 Make a seasons poster for the classroom.

3 Show and tell.

Vocabulary: hot, cold, Clothes, Seasons, Colors

Structures: It's (fall). He's/She's wearing a (red) (sweater).

Unit 9

What do our senses tell us?

Lesson 1



How does it taste?

It tastes good!



smell



sound



taste



feel



look

1 Point and say. 2 2.51 Listen and stick. 3 2.52 Listen and play the game.

Structures: How does it (taste)? It (tastes) good/bad.

Read with me

Lesson 3

How Does It Taste?

1

Can you smell that?

Mmmmm.
It smells good.No, my nose ... achoo!
How does it smell?

2

It sounds very loud!
Be careful!

Ouch! It's hot!

3

I can use this stick. There!

Don't touch! It's ...

4

... popcorn. Well, how does it taste?

Yummy. It's delicious.

It looks beautiful, too. Like snow!



How does a



feel?



soft



hard



How does



smell?



good



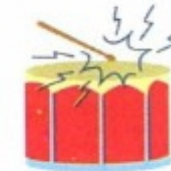
bad



How does a



sound?



loud



quiet

Say it with me

Lesson 5

Fifi bangs a gong.
Benny sings a song.
Can you sing along?
Sing it 🎊 and strong!



bang




sing



song


Follow me

Lesson 6



I can't hear you.

Be quiet, please!



We need to listen to others.

Yes, we do.
Sorry.

AB
103NB
51-52

1 2.56 Listen and follow. Listen and repeat. 2 Say and act out. 3 2.57 Listen and chant. 4 Watch.

Vocabulary: Listening to others.

Structures: I can't hear you. Be quiet, please! We need to listen to others.

Unit 9 • Lesson 6

Values & Functional
Language

103

Explore with me

Lesson 7

1




This music sounds like a train.

2



This music sounds like a bird.

3



This music sounds like rain.

4



This music sounds like a bee.

Think with me

Lesson 8

AB
105NB
54


1 Talk about the picture. 2 259 Listen and sing. 3 Look and match. 4 Choose a picture and make music.

Vocabulary: shaker, coconuts, sand, wind, beans, horse, train

Structures: What does it sound like? It sounds like (a horse).

Show me

Lesson 9






The Gray Baby Duck

Review 3


DILMAJ LANGUAGE ACADEMY




1 It's summer. Mommy Duck sits on her nest.



2 Now she has five babies. Four are yellow, but one is gray.



3 The gray baby duck is big and ugly. He's very sad.



4 He swims to a house. There's a woman, a cat, and a chicken.




They look so beautiful!

5 It's fall. He swims to a pond. He sees some swans.



I don't have a family.

6 Now it's winter. It's snowy. He's cold and sad.



Hello, swans! You're beautiful.

You're beautiful, too.

7 In the spring, the swans come back.



I can swim and fly with the swans.

They are my family.

8 He looks in the water. He's a swan! He's very happy.

The Show and Tell Show!

Lessons 1&2

Welcome to the
Show and Tell Show!





We're singing a song!
It sounds good!



We're acting in a play!
It's fun!



We're doing a chant!
We're happy!



5 Practice. 6 Perform.

Vocabulary: Units 1-9

Structures: Units 1-9

Show • Lessons 3&4

Practice
& Performance



It's a Wrap!

Lesson 1



It's vacation time! I'm wearing a hat!



shorts



T-shirt



skirt




pants



sandals



hat



What do you like?

I like beans.


eggs

potatoes

pumpkins

beans

soup



It's a Wrap! - Lesson 1

Revision

1 Check (✓). Draw and color. 2 Color and draw. Say.

Vocabulary: Clothes, Food

Structures: I'm wearing (a hat). I like (beans).

I climb.

I read.

I draw.

I swim.

- 1 Look and point. 2 Trace. 3 Draw and say.
Structure: I (play).

It's a Wrap! • Lesson 2
Revision

Unit 8 What do you wear when it's hot?

(page 129)

jacket	skirt	T-shirt
pants	shorts	sandals

Unit 9 What do our senses tell us?

(page 131)

smell	sound	taste
feel	look	

Unit 8

What do you wear when it's hot?



What do our senses tell us?







2nd edition Show and Tell



Excellent!

Name: _____

2nd edition

Show and Tell



Kathryn Harper
Gabby Pritchard
Margaret Whitfield

www.DilmajAcademy.ir



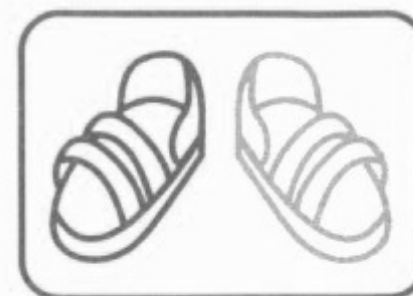
Activity Book

2

Unit 8

What do you wear when it's hot?

Lesson 1





skirt



sandals



jacket



T-shirt



pants



I'm wearing a red skirt
and blue sandals.

I'm wearing a green
jacket, a blue T-shirt,
and green pants.



1 Read and color. Say.

Structure: I'm wearing (blue sandals).

Unit 8 • Lesson 2

Game

89

Read with me

Lesson 3



sweater



shorts



T-shirt



pants



jacket

Your _____
is/are dirty.



My _____
is/are clean.





1 Color the dirty clothes. 2 Read and trace.

Vocabulary: T-shirt, jacket, skirt

Structures: My (T-shirt) and (jacket) are dirty. Put them in the washing machine.

Unit 8 - Lesson 4


Song

91

Say it with me


Lesson 5

socks / pants



These are my _____.

hat / jacket



This is my _____.

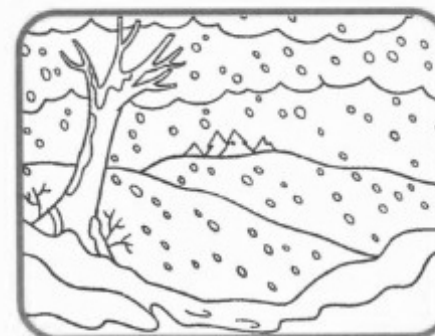



1 Color the correct picture. Draw 😊 or ☹️.

Value: Keeping clean

Explore with me

Lesson 7



spring


summer

fall

winter



summer



winter




1 Draw your favorite summer and winter clothes.


Vocabulary: summer, winter, Clothes

Structure: I wear ...

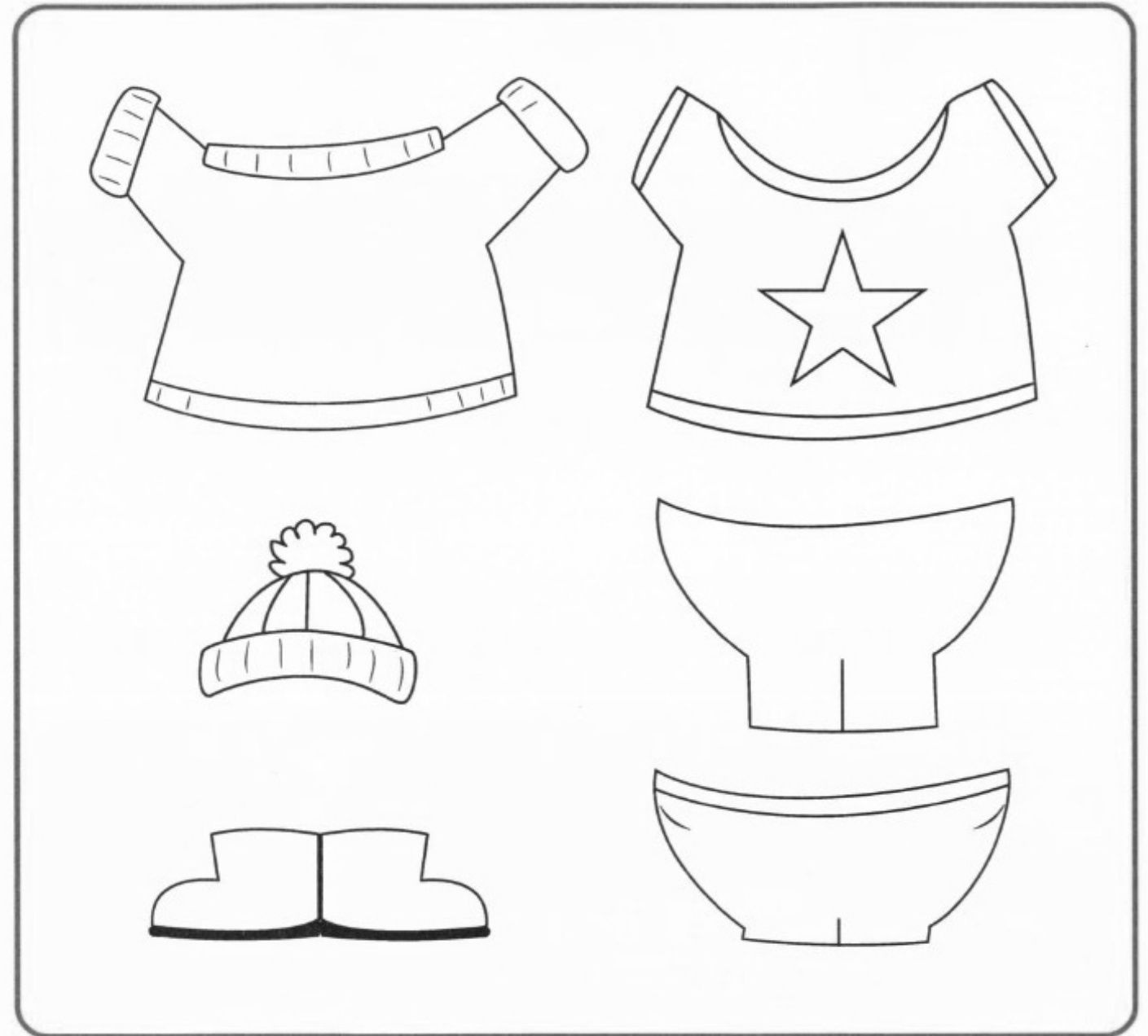
blue green yellow red brown orange



She's wearing a _____
sweater and _____ skirt.



He's wearing a _____ T-shirt
and _____ pants.



1 Dress Benny the bear. Trace and color.

Vocabulary: sweater, T-shirt, hat, pants, boots, shorts, Colors

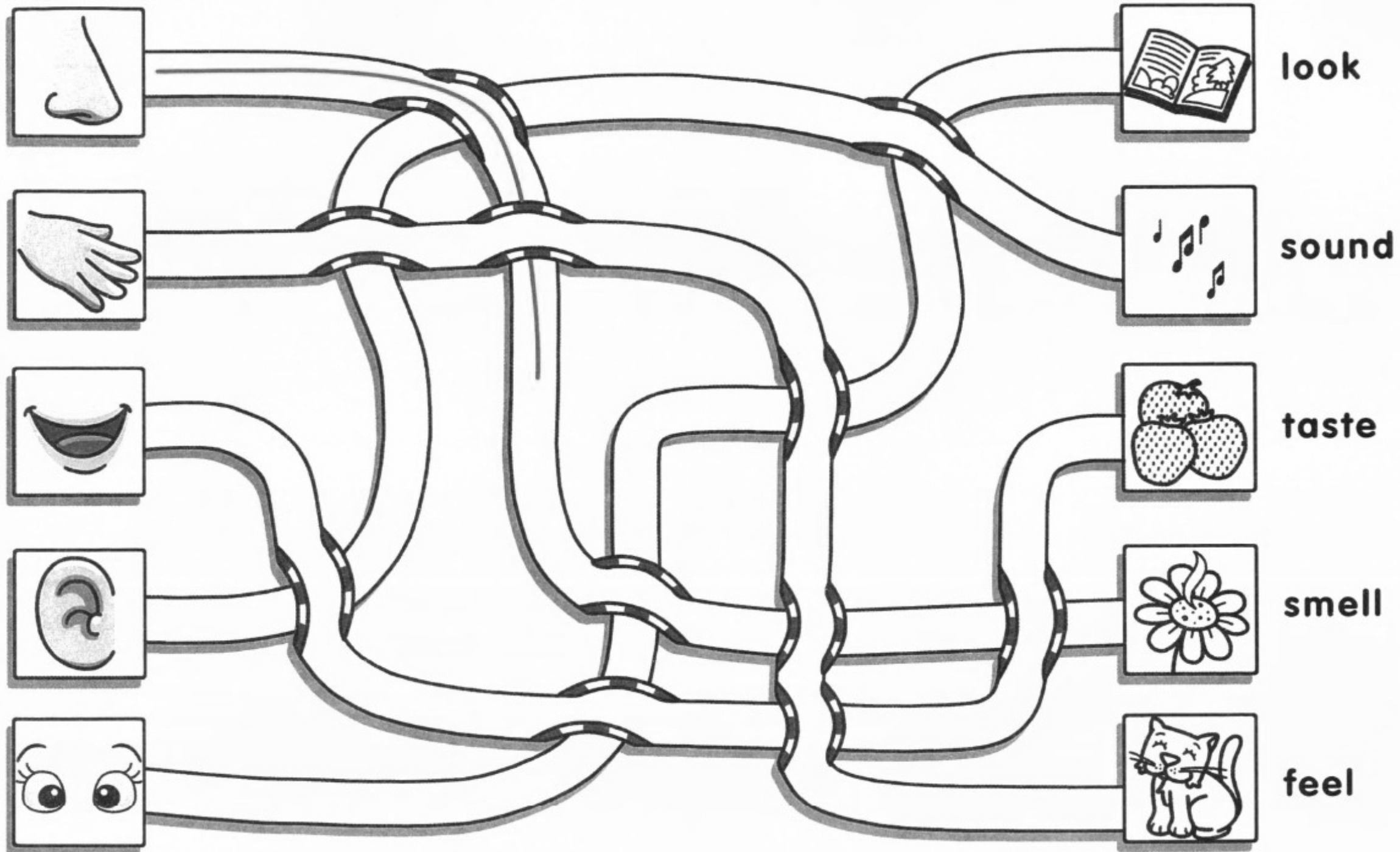
Structure: He's wearing (pink) (pants).

Unit 9

What do our senses tell us?

Lesson 1





1 Follow and say.

Structures: How does it (taste)? It (tastes) good/bad.



sounds



smells




tastes



feels



It **smells** good.



It _____ loud.



It _____ hot.




It _____ delicious.



~~good~~ / bad

It looks good.



hard / soft

It feels _____.



loud / quiet

It sounds _____.

1 What do you think? Look, choose, and complete the sentences.



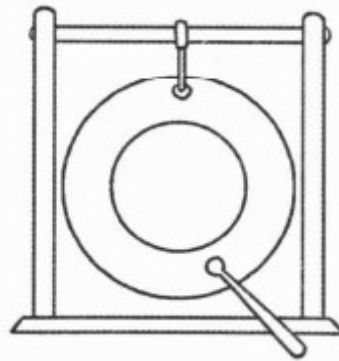

Vocabulary: looks, feels, sounds, good/bad, hard/soft, loud/quiet


Structure: It (looks) (good).

bang gong ~~sing~~ strong




sing






1 Color the correct picture. Draw 😊 or ☹️.

Value: Listening to others





train



mouse



bike



donkey

loud

quiet



Fifi's Challenge

A _____ is loud.

A _____ is quiet.

1 🎨 Draw and color. Draw some more.

Vocabulary: train, mouse, bike, donkey, loud, quiet

Structure: A (train) is/sounds (loud).

tastes ~~smells~~ looks feels sounds



It smells good.



It _____ delicious.



It _____ soft.



It _____ dirty.



It _____ loud.




eyes

ears

mouth

nose

hands



1 Read and draw. Color.

Vocabulary: eyes, ears, mouth, nose, hands, see, hear, tastes, smells, feel

Structure: My (eyes) (see).


Unit 9 • Lesson 10

Project

107

Review 3

Units 7-9



skirt jacket ~~goat~~ smells



goat







1 Follow and write. 2 Color for you.

Vocabulary: goat, skirt, smells, jacket

Structures: A goat (says maa). The skirt is (clean). A flower smells (good). I'm wearing a jacket.

It's a Wrap!

Units 1-9







o

2nd edition
Showand
Tell**Literacy**

a

s

r

h

v

f


c

e



Kathryn Harper
Gabby Pritchard
Margaret Whitfield

2

1  1.59 Listen and point. Listen and repeat.



th



1  1.60 Listen and circle the sound you hear. Trace.

1

th d

2

th d


3

th d


4

th d


2  1.61 Write the letters. Listen and repeat.



that




is



en



wi

- 1  1.62 Listen and read. 2 Say.

The thin man with the hat thinks that the sun is hot.



- 3 Write the words in the correct circle.


~~the~~ ~~thin~~ with thinks that

th

thin

th

the

1  1.63 Listen and follow. Listen and repeat. 2 Read aloud.


Wet Clothes



This is Heather.
These are her brothers.



They are big. The weather is wet.
Splash!




Heather is sad.
Her clothes are wet.



She gets the bus.
Her brothers get wet!

Sight words: is, these, are, her, they, the, weather, she

1  1.64 Listen and point. Listen and repeat.



ng



1  1.52 Listen and circle the sound you hear. Trace.

1

n ng

2

n ng

3

n ng

4

n ng


2  1.53 Write the letters. Listen and repeat.



sing



ru



lo



wi

1 Match and write. 2 Say.

r

a

ng

h

i

ng

g

i

ng

k

o


ng










1  1.67 Listen and chant.



Sing it, sing it, sing it with me.
Sing it, yes, sing along.

I hop and I skip,
I run on the track,
I kick a ,

I swim on my back,
I bang on a drum,
It's lots of fun.

But the best thing is a song!



Sight words: it, me, yes, I, and, on, the, a, my, of, is



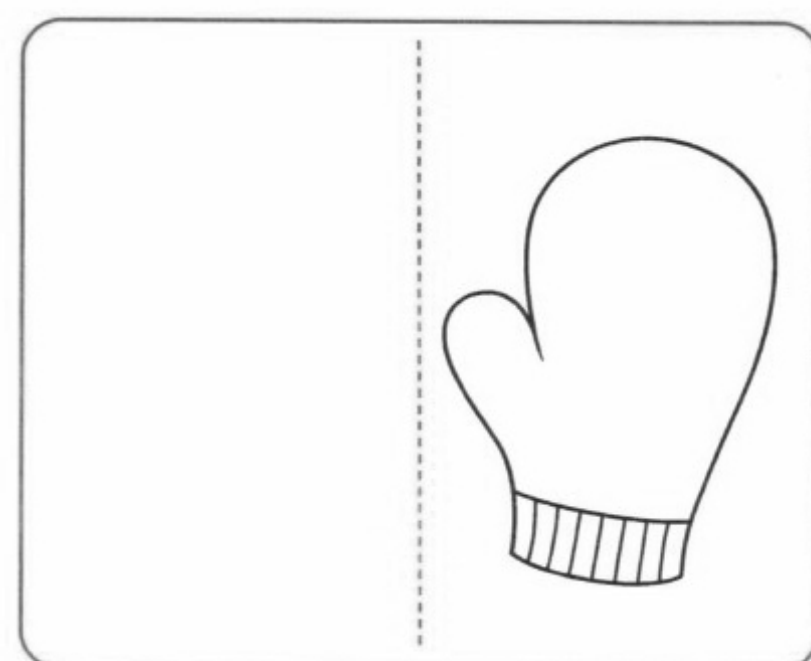
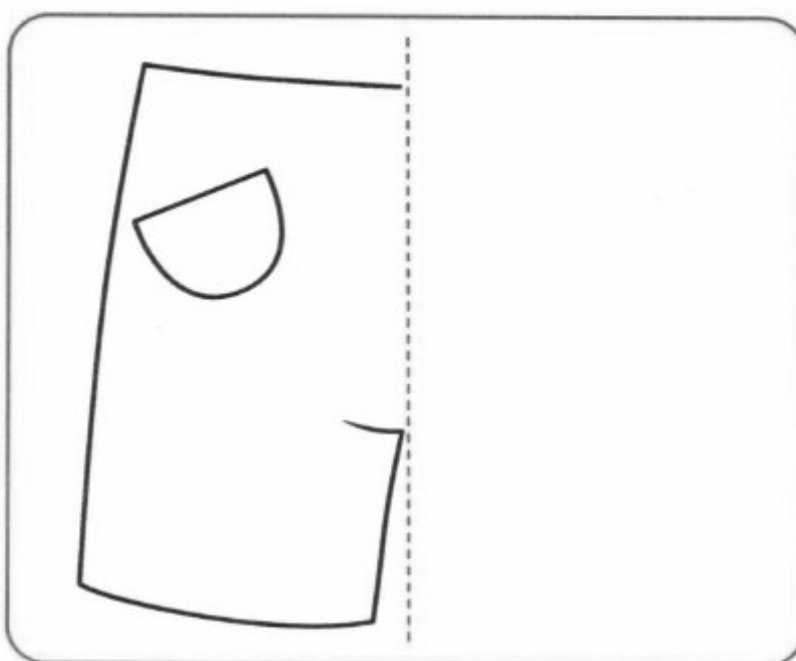
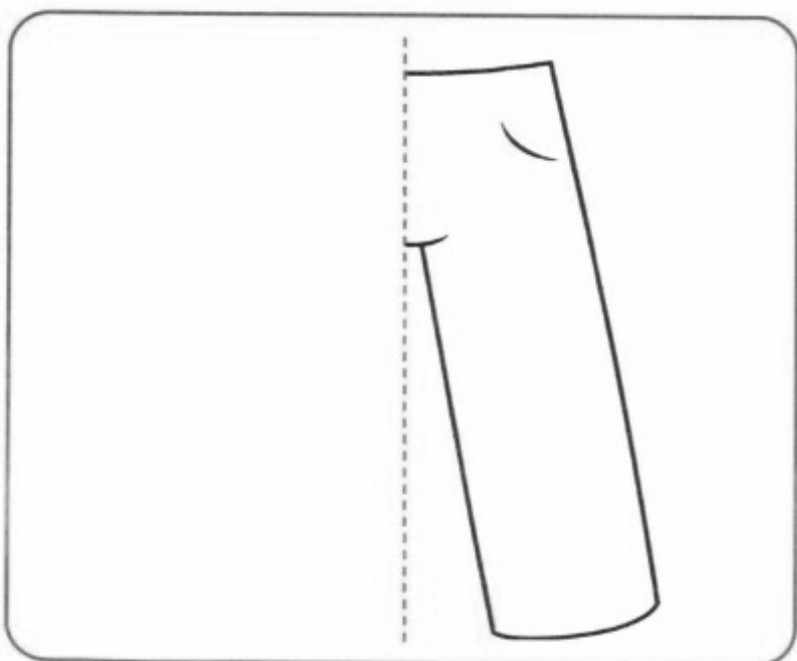
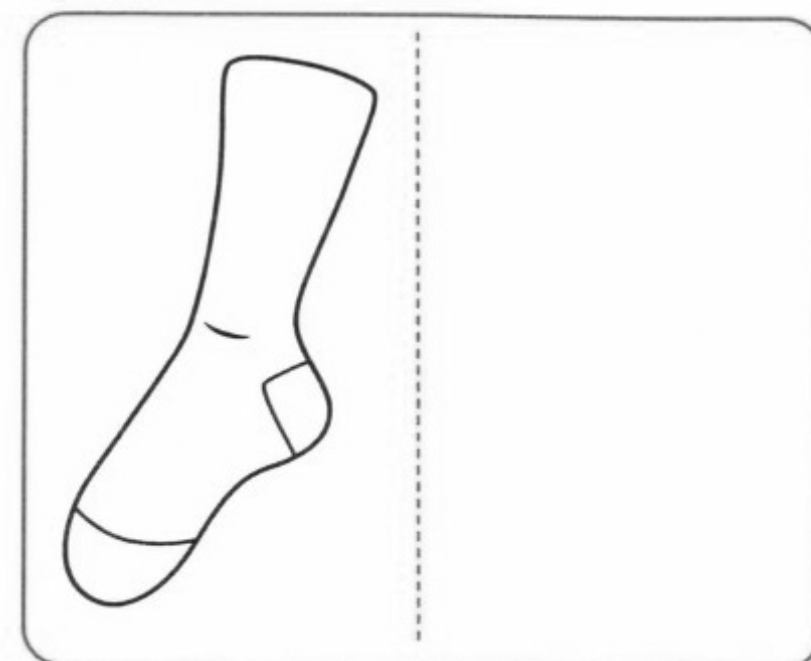
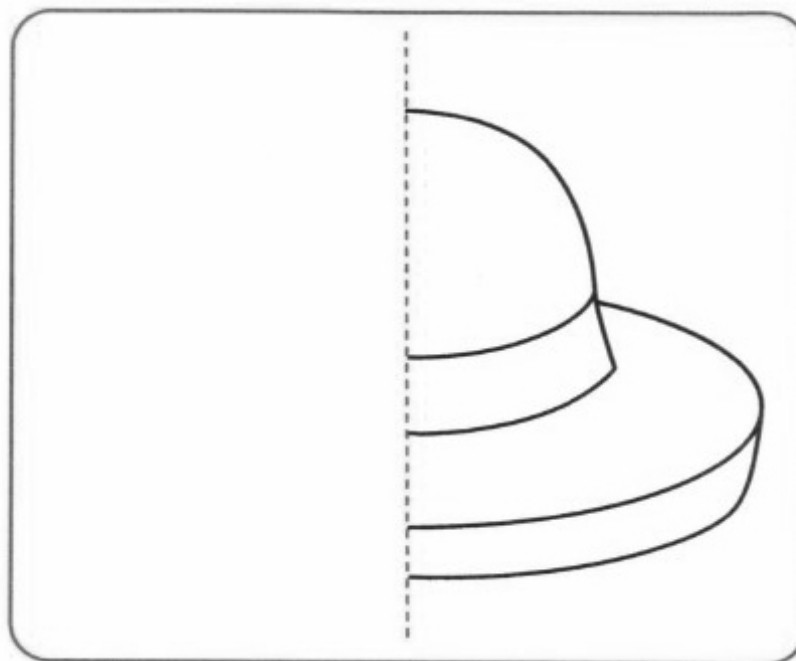
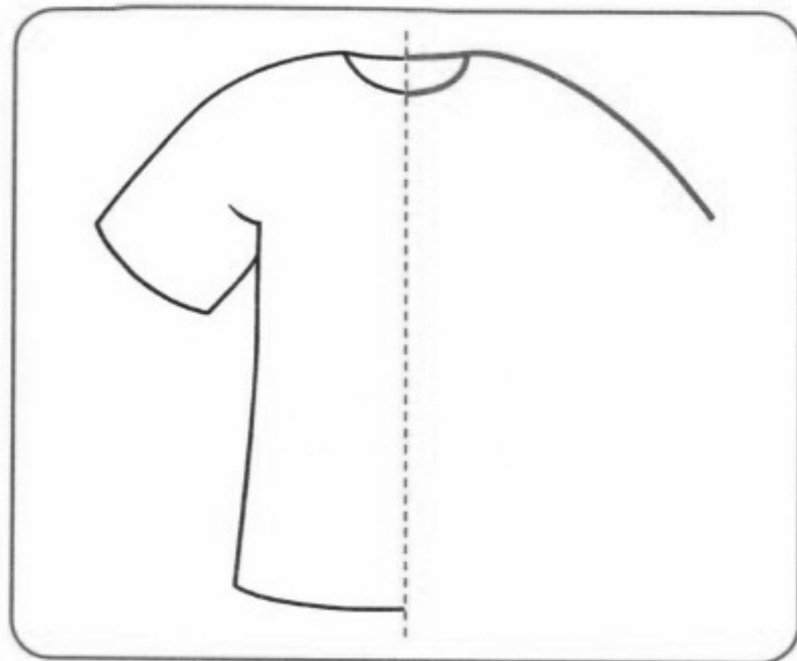
2nd edition

Show and Tell

Numeracy



Kirstie Grainger
Erika Osváth




1 What is it? Point and say. 2 Complete. 3 Color if there is a pair.

Vocabulary: a pair, T-shirt, hat, socks, pants, shorts, mittens


Structure: Is it a pair?





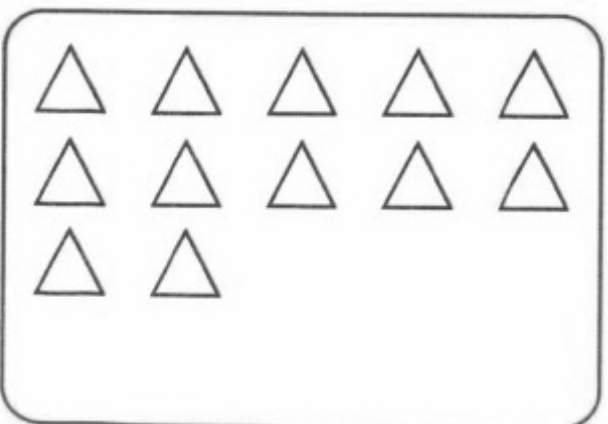
eighteen

18 18 18 18



nineteen

19 19 19 19



twenty

20 20 20

1 Count and draw. 2 Trace with your finger and pencil. 3 Circle the dots, squares, and triangles in twos.

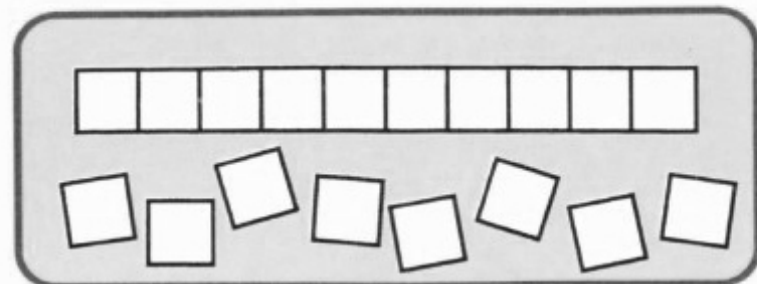
Vocabulary: eighteen, nineteen, twenty, dots, squares, triangles

Structures: How many dots are there? How many are missing? Circle in twos.

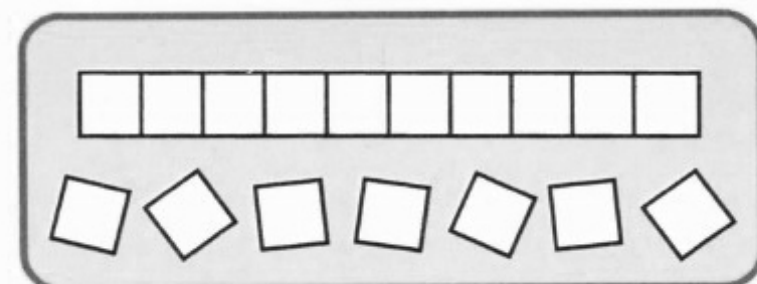
Unit 8

Numbers 18, 19, 20

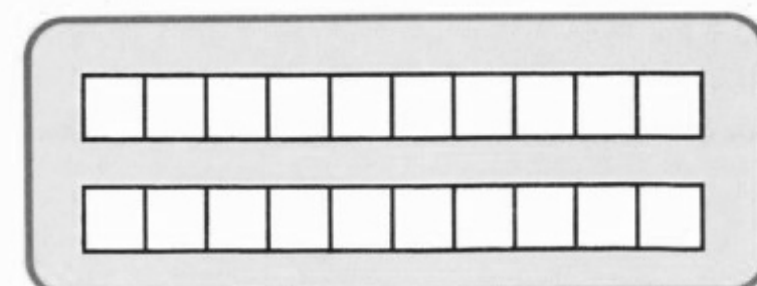
Skip counting by 2



$$10 + 6$$



$$10 + 9$$



16

17

18

19

20

seventeen

eighteen

twenty

sixteen

nineteen

twelve

fifteen

twenty



eleven

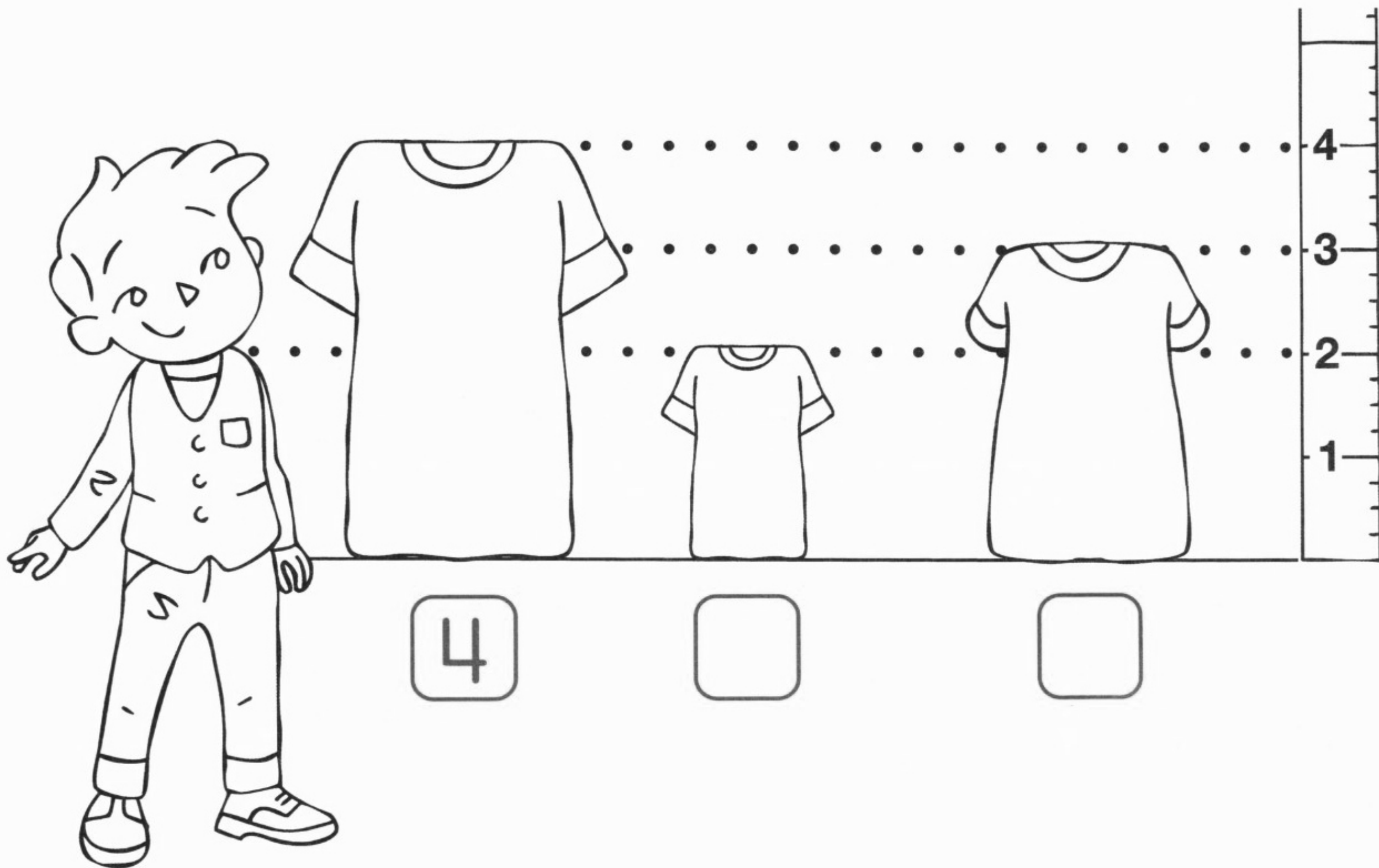
seventeen

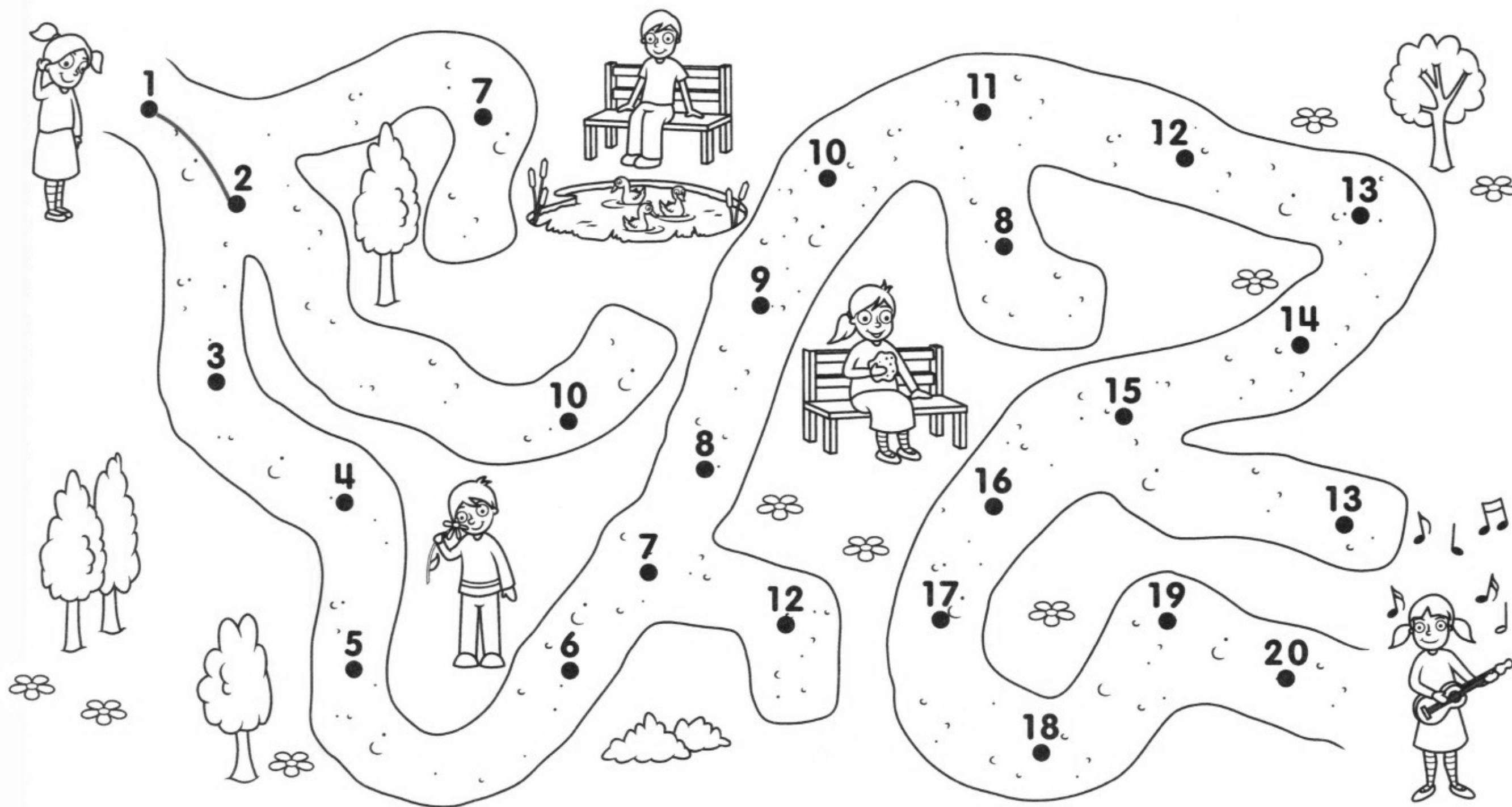
nineteen

1 Write the missing numbers. 2 Match. 3 Color the T-shirts.

Vocabulary: eleven–twenty, 11–20

Structures: What's missing? Twelve ...





1 Follow the numbers with your finger and pencil. 2 Who's quiet? Color.

Vocabulary: 1-20, girl, boy

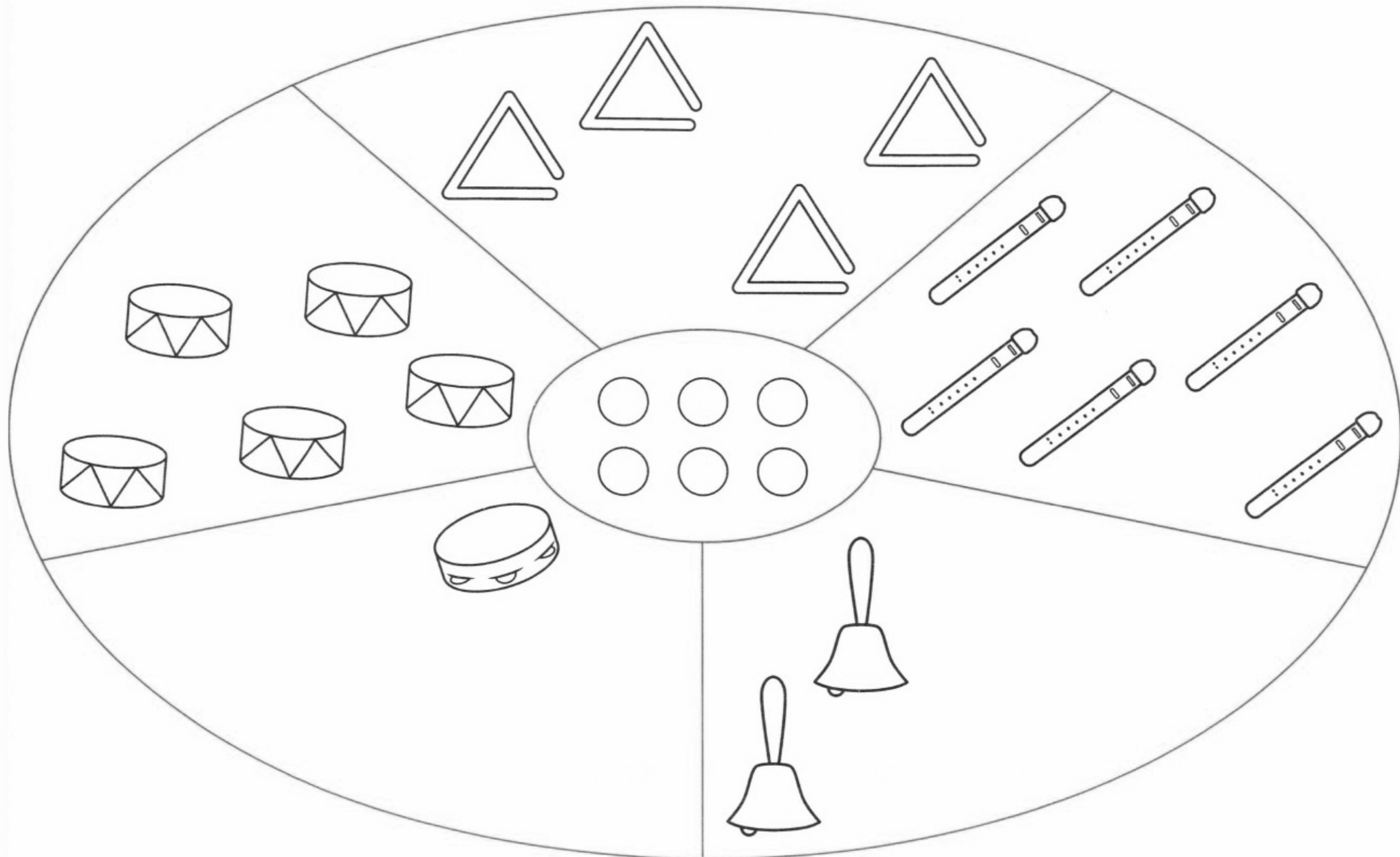
Structures: What's next? Who's quiet?

Unit 9

Spatial awareness

51





1 Count the dots. 2 Draw the same number of instruments. 3 Color the loud instruments.

Vocabulary: tambourines, triangles, drums, bells, recorders, loud, quiet


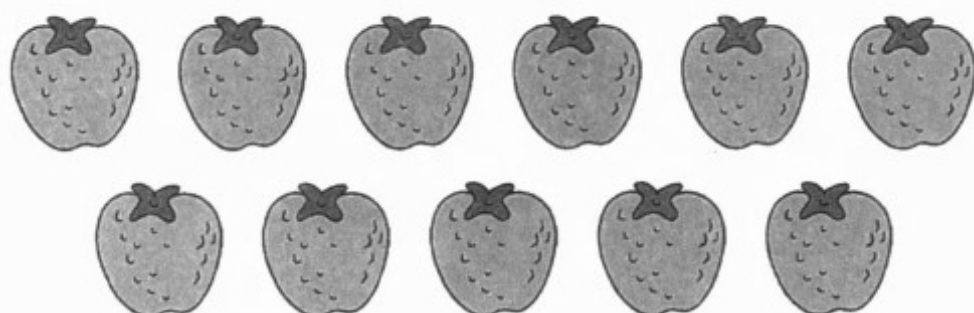


Structures: How many are there? How many are missing? Is (the drum) quiet?



5



7




seven

one




five

four



sixteen

twenty




two

thirteen




eight

eighteen



twelve

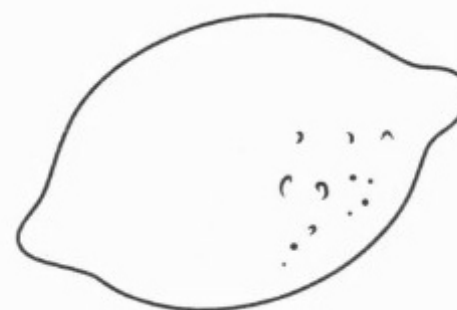



nineteen



1 Look and count. 2 Which number is bigger? 3 Color and write.

Vocabulary: 1-20, one-twenty, bigger/smaller

Structures: Is (seven) bigger than (one)? Yes./No.



Oxford University Press
is the world's authority
on the English language.

As part of the University of
Oxford, we are committed to
furthering English language
learning worldwide.

We continuously bring
together our experience,
expertise and research to
create resources such as
this one, helping millions of
learners of English to achieve
their potential.

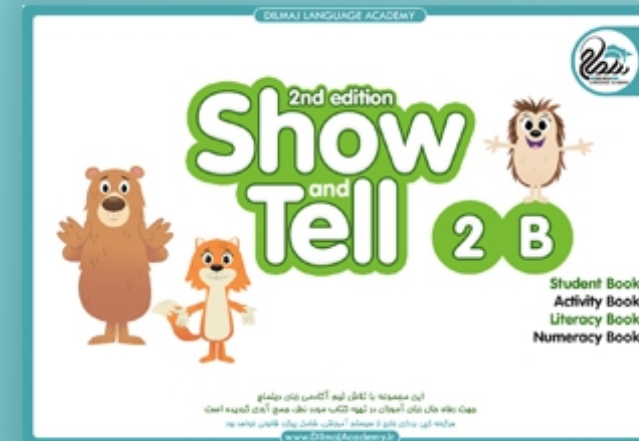


OXFORD
UNIVERSITY PRESS

DILMAJ LANGUAGE ACADEMY

2nd edition Show and Tell

Creating young thinkers
with great futures



Future is Today

آینده همین امروزه

www.DilmajAcademy.ir