

2nd edition

# Show and Tell

2C



**Student Book**  
**Activity Book**  
**Literacy Book**  
**Numeracy Book**

این مجموعه با تلاش تیم آکادمی زبان دیلماج  
جهت رفاه حال زبان آموزان در تهیه کتاب مورد نظر، جمع آوری گردیده است  
هرگونه کپی برداری خارج از سیستم آموزشی، شامل پیگرد قانونی خواهد بود







2nd edition

# Show and Tell



Kathryn Harper  
Gabby Pritchard  
Margaret Whitfield



## Unit 5

## What's in your house?

## Lesson 1







bedroom



kitchen



living room

Who's in the bathroom?

Sara's in the bathroom.



bathroom



yard



balcony



## Read with me

## Lesson 3

## Bath Time

1



2




3



4



5









## Say it with me

## Lesson 5



The ship is on the shelf.  
The shell is on the shelf.  
The fish is on the shelf  
In the bathroom.





## Follow me

## Lesson 6

Let's put the toys in the drawers.

And put the litter in the garbage can.

Now it's clean and neat.

Good job!

1 2.09 Listen and follow. Listen and repeat. 2 Say and act out. 3 2.10 Listen and chant. 4 Watch.

Value: Helping at home

Structures: Let's put the (toys) (in the drawers). Now it's clean and neat. Good job!

Unit 5 - Lesson 6

Values & Functional  
Language

61



## Explore with me

## Lesson 7

1

11

Number eleven is above the door.

2

12

Number twelve is above the door.

3

13

Number thirteen is on the door.

4

14

Number fourteen is above the door.

5

15

Number fifteen is next to the door.



# Think with me

## Lesson 8



10 12



13 15



11 14



14 15

1 Talk about the picture. 2 Count and trace. 3 Listen and chant. 4 Make a street of houses.

Vocabulary: car, ball, book, cookie, Numbers 1–15, Colors

Structure: What's the number on your door?



## Show me

## Lesson 9



Who's in the living room?

Tom's in the living room.







This is our living room.

The blue sofa is ...



1 Make a room in a house. 2 Make furniture and decorate it. 3 Show and tell.

**Vocabulary:** Rooms in the house, Furniture, Prepositions of place

**Structure:** The (blue) (sofa) is ...



## Unit 6

## What happens in the garden?

## Lesson 1







digging



planting



watering

What are you doing?

I'm ...

... digging a hole.




picking



washing



eating





## Read with me

## Lesson 3

## We're Growing Pumpkins

1

What are you doing?

We're growing  
potatoes, beans ...

... and pumpkins.

2

I like potatoes and  
beans, but what's this?

It's a pumpkin!

3

No, Benny! Come and help us.  
We're cooking the pumpkins.

4

Look! We're making pumpkin soup.

5

It's delicious, but ...

But?

Can I have some honey in it?

Honey in soup?





1 2.18 Sing and do. Sing and play. 2 Match.

**Vocabulary:** chop, stir, apples, pumpkins, potatoes, honey, cake, soup, cook, make


**Structure:** We're (picking the pumpkins).



## Say it with me

## Lesson 5

Orange  in a bunch.  
Chop, chop, chop.  
It's soup for lunch!





## Follow me

## Lesson 6

I like apples, but I don't like carrots.

Try one!

It's okay.

Fruit and vegetables are good for you!

1 2.20 Listen and follow. Listen and repeat. 2 Say and act out. 3 2.21 Listen and chant. 4 Watch.

**Vocabulary:** Eating healthily

**Structures:** Try one! Fruit and vegetables are good for you.

Unit 6 • Lesson 6

Values & Functional  
Language

71



## Explore with me

## Lesson 7

1

Bees live in a 🐝. They make honey.

2

There's 1 queen bee. She's big.  
There are lots of worker bees. They're small.

3

The worker bees get food from 🌻.  
Bees like yellow, blue, and purple 🌻.



## Think with me

## Lesson 8



2 3 4 5



7 8 9 10



3 4 5 6



1 2 3 4



5 6 7 8



## Show me

## Lesson 9

1

2

3

4

5

6



What are you doing? Planting?

No!

Digging?

Yes, we're digging!



## Show and Tell

## Lesson 10



We're watering the beans.

Beans are good for you!





# The Enormous Carrot

Review 2

DILMAJ LANGUAGE ACADEMY



1 It's a sunny day. Farmer Tom and his wife are in the garden.



2 Hot or cold, sunny or snowy ... every day Farmer Tom talks to his seeds.



3 Monday, Tuesday, Wednesday ... Farmer Tom talks to his plants.



4 One plant grows very big.






5 It's Saturday. Farmer Tom pulls the carrot.



6 Everyone helps pull the carrot.



7 The carrot pops out.



8 Now everyone eats soup.



## Unit 7

## What do farm animals do?

## Lesson 1





He has chickens.

Cluck-cluck!

Yes, I have chickens.



cow



donkey



horse



goat



chicken






sheep



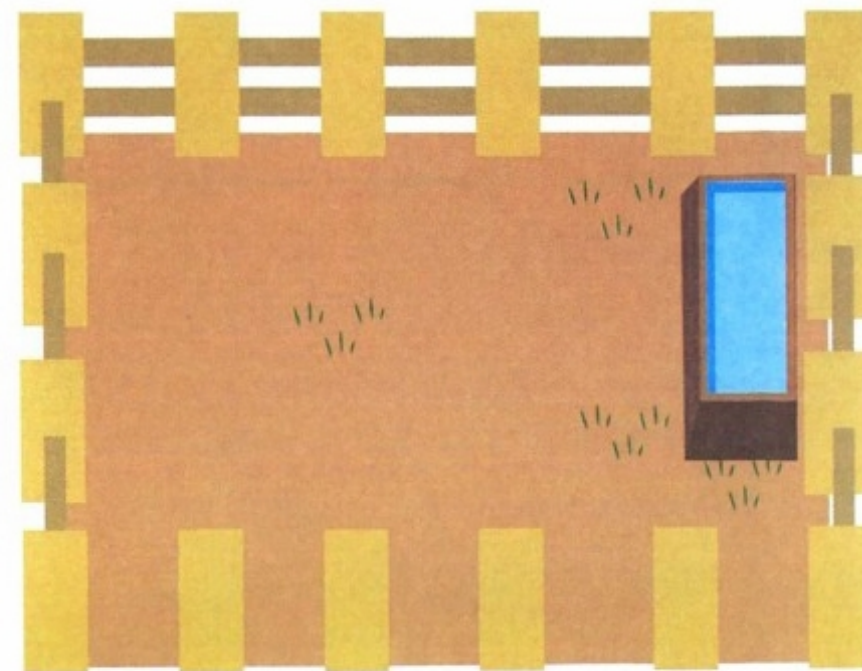




## Read with me

## Lesson 3

## What Does A Goat Do?







1 2.30 Sing and do. Sing and play. 2 Listen again and draw lines.

Vocabulary: grass, farm

Structures: What do the (animals) do? The (horses) eat grass. The (donkeys) drink water. The (chickens) say (cluck).

Unit 7 - Lesson 4

Song

81



# Say it with me

## Lesson 5

I see 1 fat duck  
and 2 thin frogs.



I see thick, thick grass  
and 3 big dogs!





## Follow me

## Lesson 6

Don't litter. It's bad for the ducks.

Oh! I'm really sorry.

1 2 33 Listen and follow. Listen and repeat. 2 Say and act out. 3 2 34 Listen and chant. 4 Watch.

Value: Respecting nature

Structures: Don't litter. It's bad for (the ducks). I'm really sorry.

Unit 7 • Lesson 6

Values & Functional  
Language

83



# Explore with me


## Lesson 7




This is Ellen and Nick. They're farmers.



They have 15 black and white cows.  
They have 1 brown and white cow.



They have 17 brown chickens and 1 white chicken.






They have 19 white sheep and 1 black sheep.



# Think with me


## Lesson 8





# Show me

## Lesson 9



What does a donkey do?

It runs.

It runs and eats carrots.

It runs and eats carrots and says HEE-HAW!





We have horses, cows, and goats on our farm!

The cows and horses eat grass.



**1** Make model animals. **2** Make a farm for the animals. **3** Show and tell.

**Vocabulary:** Animals, Actions, Food

**Structures:** We have (horses) on our farm. The (cows) eat grass.

Unit 7 - Lesson 10

Project

87



### Unit 5 What's in your house?

(page 123)

bedroom	kitchen	living room
bathroom	yard	balcony

### Unit 6 What happens in the garden?

(page 125)

dig	plant	water
pick	wash	eat

### Unit 7 What do farm animals do?

(page 127)

cow	donkey	horse
chicken	goat	sheep



## Unit 5

## What's in your house?











## Unit 6

## What happens in the garden?









## Unit 7

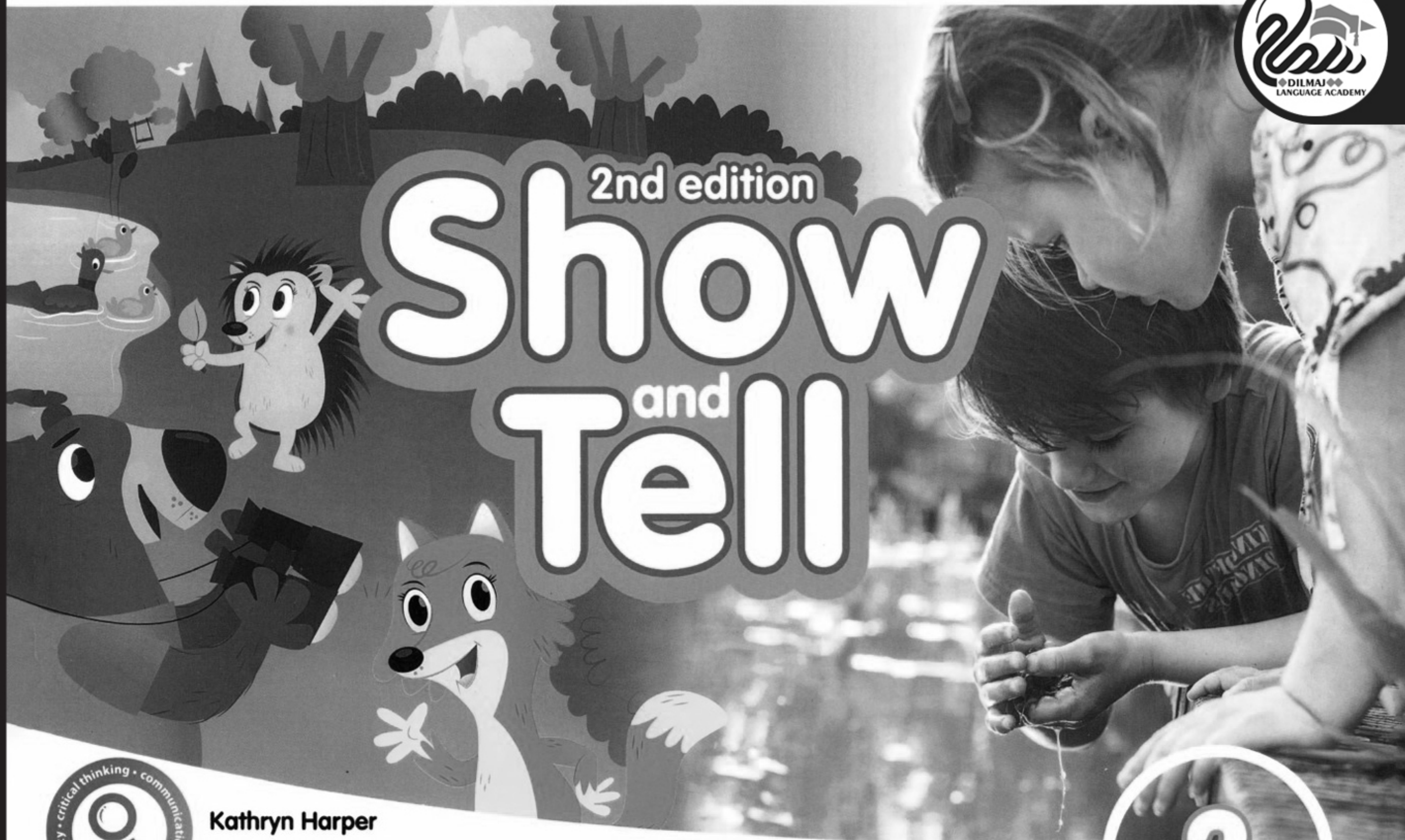
## What do farm animals do?











2nd edition

# Show and Tell



Kathryn Harper  
Gabby Pritchard  
Margaret Whitfield

Activity Book

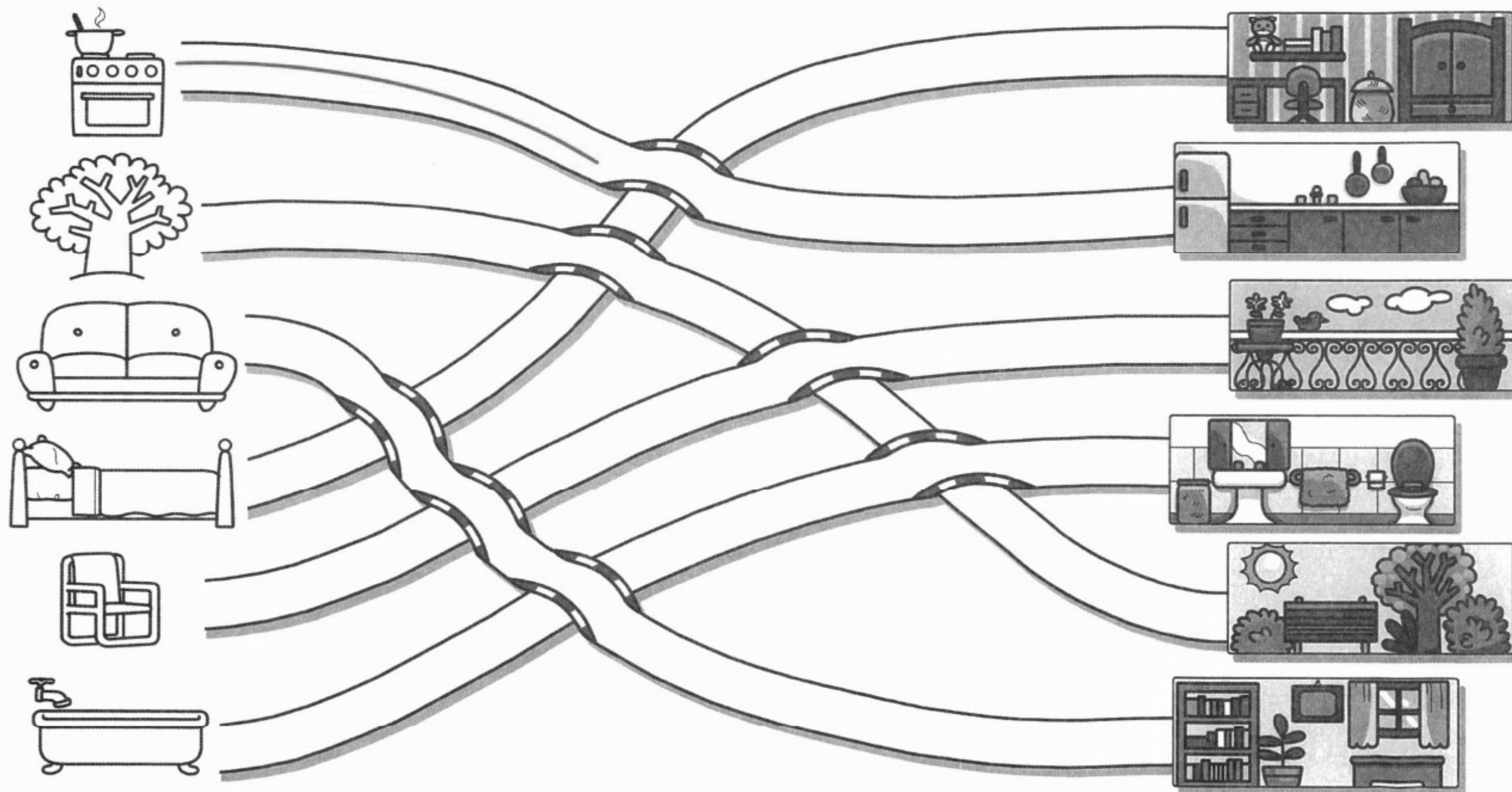
2



## Unit 5

## What's in your house?

## Lesson 1








1 Find and circle. Say.

Structures: Who's in the (kitchen)? (Fifi)'s in the kitchen.




## Read with me


## Lesson 3



The duck is on the sofa.



The duck is behind the sofa.





The duck is next to the sofa.



The bear is  
on the bed.

The penguin is  
under the table.

The dolphin is  
in the bath.



1 Where are the toys? Read and trace. Match.


Vocabulary: bear, penguin, dolphin, on, under, in, bed, table, bath

Structure: The (bear) is (on) the (bed).



## Say it with me

## Lesson 5



ship




shell




shelf


sh



sofa

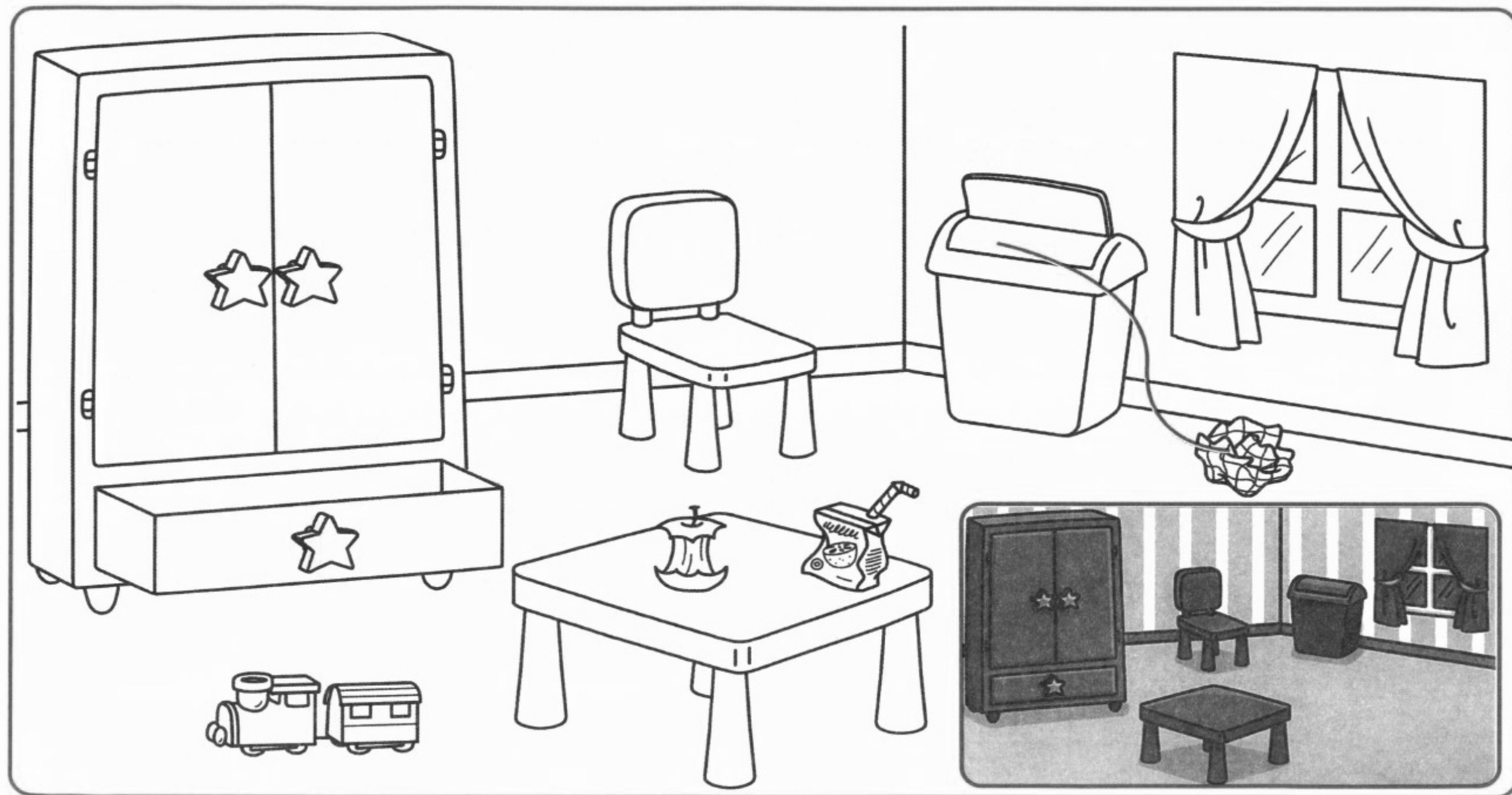


fish



sun





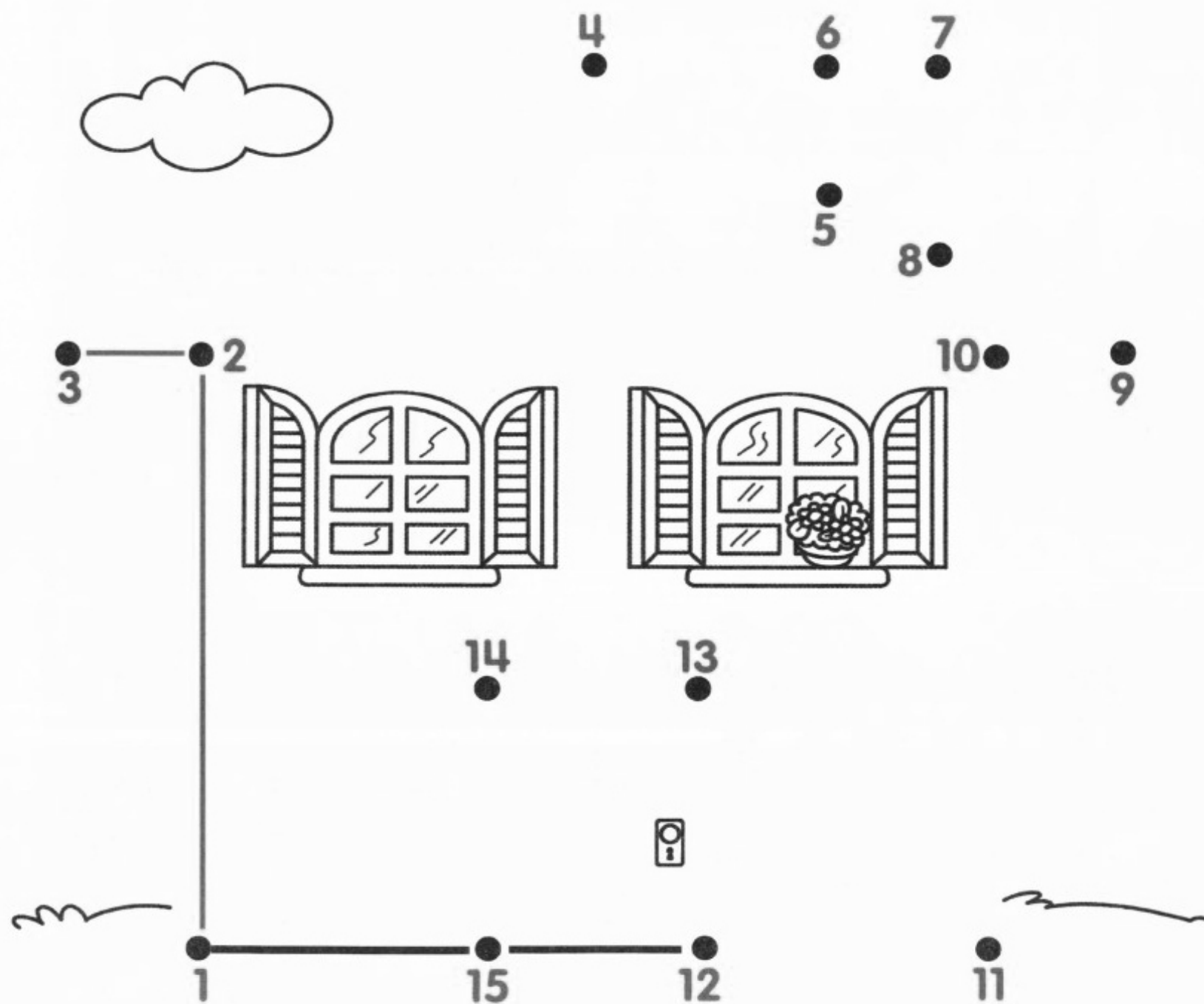
1 Clean up. Draw lines.

Value: Helping at home









Fifi's Challenge

10

11



14

1 Connect the dots. Color.


Vocabulary: Numbers 1–15, Colors

Structure: I see (a door).

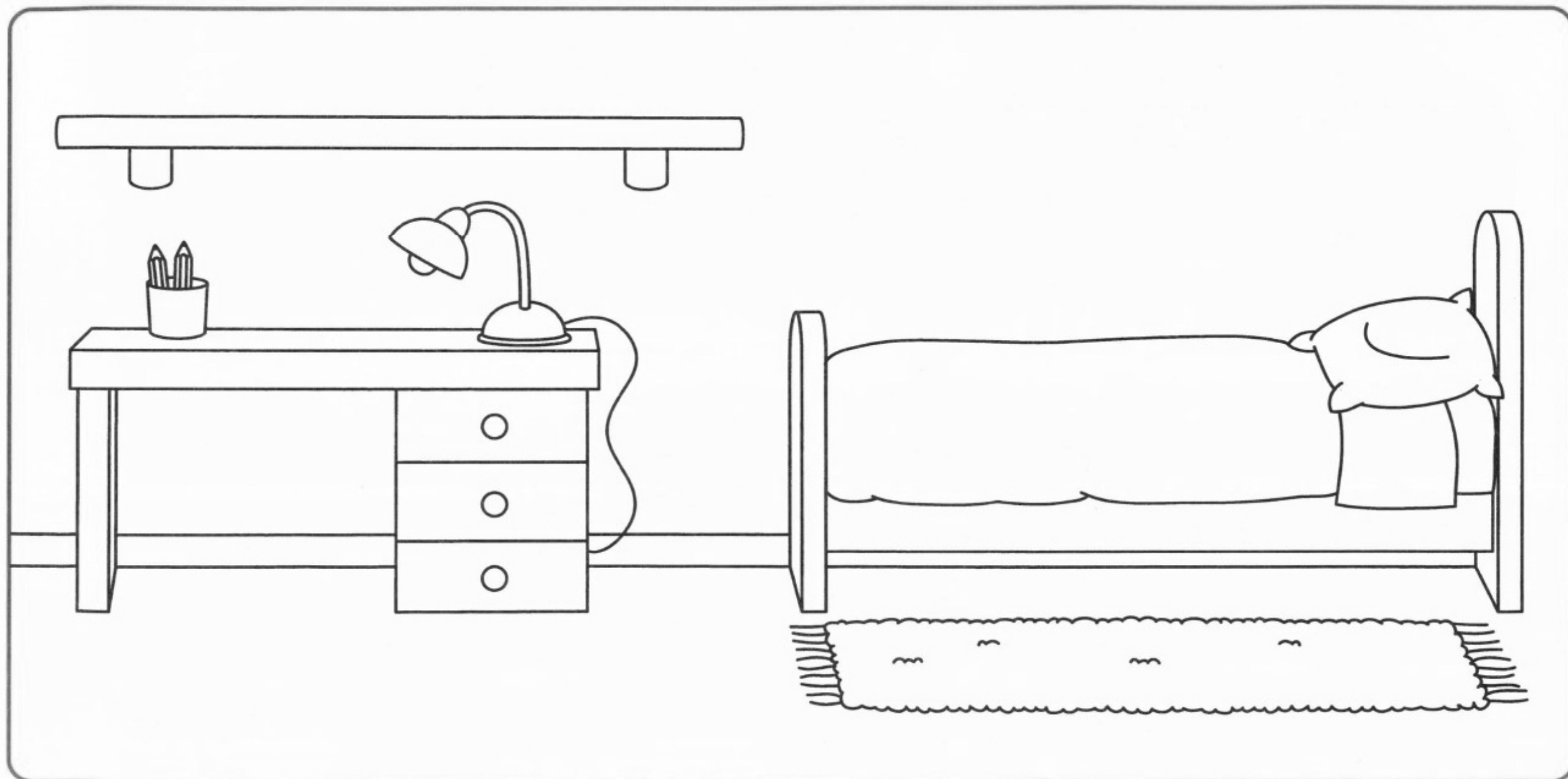



## Show me

Lesson 9







1 Make your bedroom. Color and say.

Vocabulary: bed, table, teddy bear, book


Structure: The (red) (teddy bear) is next to the (table).



## Unit 6

## What happens in the garden?

## Lesson 1







eating



digging



watering



washing



planting



picking


1 Draw lines and say.

Structures: What are you doing? I'm (picking strawberries).



## Read with me

## Lesson 3



carrot



pumpkin




bean



potato



potato bean pumpkin



1 What are they making? Trace. 2 Complete the sentences.

Vocabulary: pumpkin, potato, bean, soup

Structure: I'm making (pumpkin) soup.



## Say it with me


## Lesson 5



ship




bunch



lunch


ch



fish




feather



chop





1 Find and color the fruit and vegetables.

Value: Eating healthily

Unit 6 • Lesson 6

Values & Functional  
Language


71





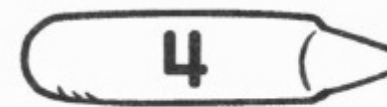

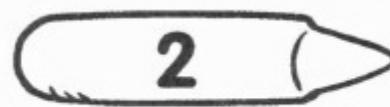
## Explore with me

Lesson 7

How many flowers?







## Fifi's Challenge

How many bees are there? Circle.

12

14

15

1 Look and color.

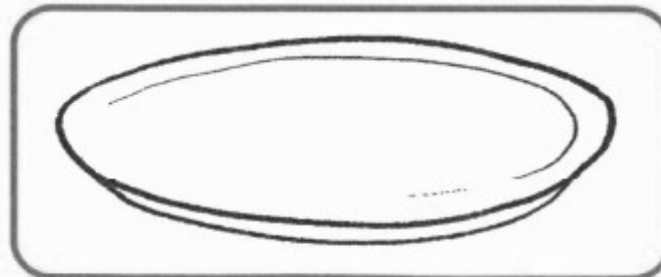
Vocabulary: Colors, Numbers

Structures: There are (12) bees. There is (1) (red) flower and ...




# Show me

## Lesson 9





Day	Day	Day	Day
			

1 Draw your plant when it grows. Write.

Vocabulary: Days of the week


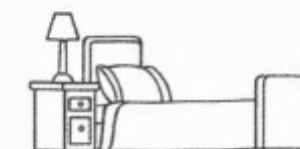

Structure: I'm (planting the bean).




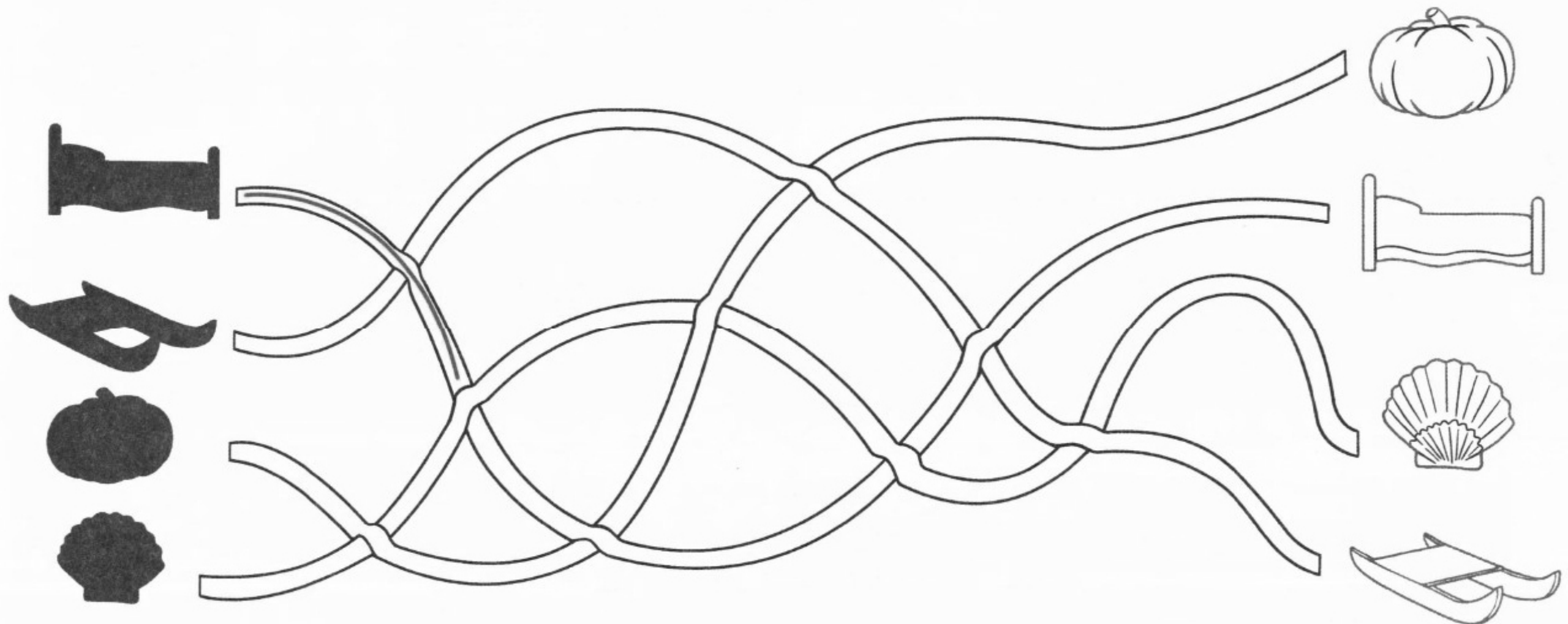
# Review 2

Units 4-6

DILMAJ LANGUAGE ACADEMY







1 Follow, trace, and say. 2 Color for you.

Vocabulary: bed, sled, pumpkin, shell


Structure: This is a (bed).




# Unit 7

## What do farm animals do?

### Lesson 1




4





## Play with me

## Lesson 2



She has ... sheep.


☐


cows.


☒

donkeys.


☐

horses.


☐


He has ... sheep.


☐

goats.


☐

chickens.


☐


cows.


☐



## Read with me

## Lesson 3



It eats. ☒

It swims. ☐



It drinks. ☐


It eats. ☐



She says quack! ☐



She says ouch! ☐





• The chickens say cluck.

• The goats say maa.



• The cows eat grass.

• The ducks drink water.



1 Point and say. 2 Trace and match.

Vocabulary: chickens, goats, cows, ducks, say cluck, say maa, eat grass, drink water

Structure: The (ducks) (drink water).

Unit 7 • Lesson 4

Song


81




## Say it with me

## Lesson 5



a thin dog





a fat frog



3 ducks







1 Find and circle the differences.

Value: Respecting nature

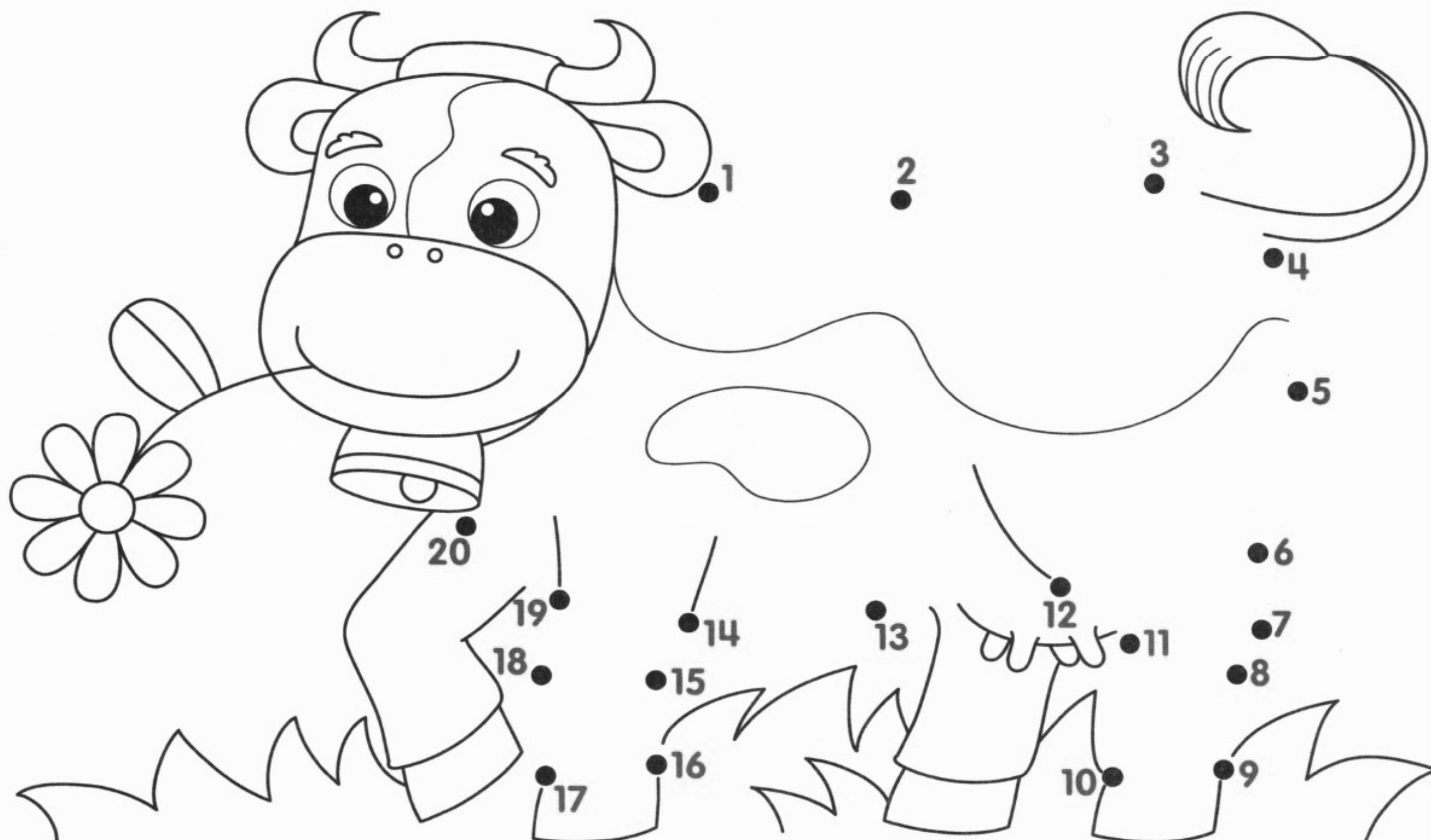
Unit 7 - Lesson 6

Values & Functional  
Language




## Explore with me

## Lesson 7










15



16




## Fifi's Challenge

15

16

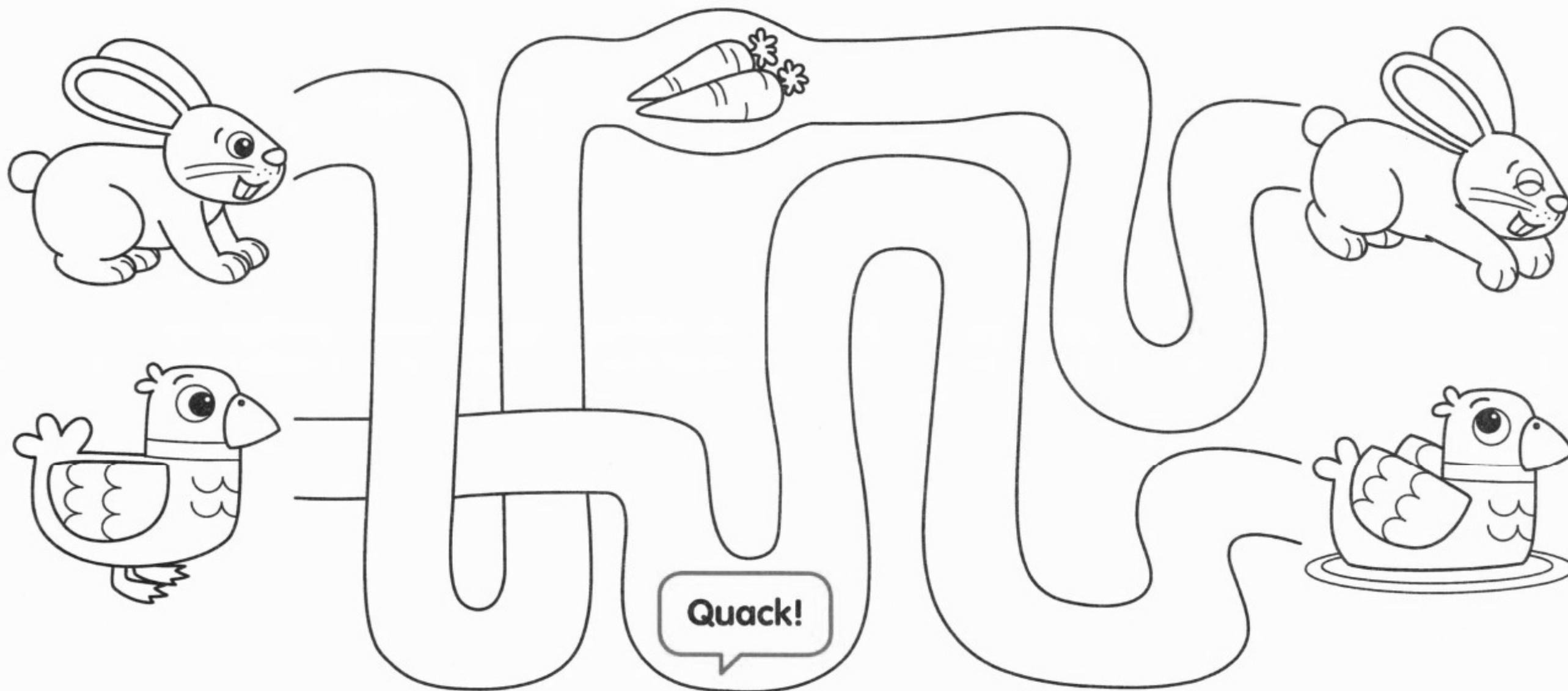


18



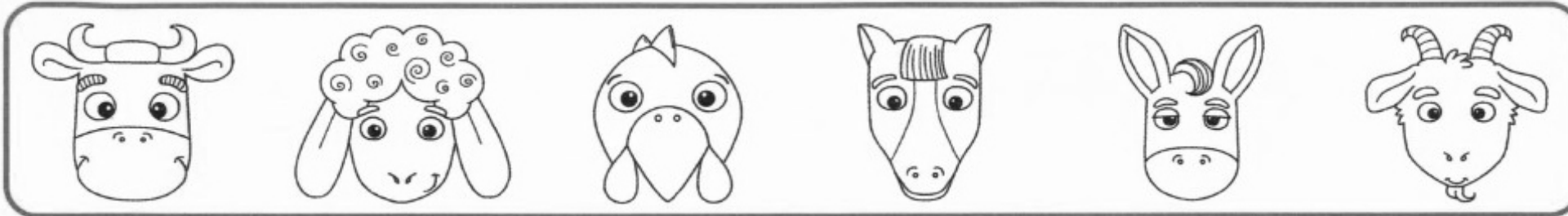


A **rabbit** eats **carrots** and **runs**.



A **duck** says \_\_\_\_\_ and **swims**.





A large, empty rectangular box with a thin black border, intended for drawing a farm animal.

1 Draw your favorite farm animal. Color and say.

Vocabulary: cow, sheep, chicken, horse, donkey, goat, moo, maa, cluck, drinks, eats, says, grass, water

Structures: It's a (cow). It says (moo).









o

2nd edition  
**Show**and  
**Tell****Literacy**

a

s

r

h

v

f

c


e



Kathryn Harper  
Gabby Pritchard  
Margaret Whitfield

2




1  1.47 Listen and point. Listen and repeat.



sh





1  1.48 Listen and circle the sound you hear. Trace.

1



2



3



4




2  1.49 Write the letters. Listen and repeat.



shelf



ed




un



di




1 Match and write. 2 Say.



trash



1  1.40 Listen and follow. Listen and repeat. 2 Read aloud.


## My Dish

1



My name is Ash.

2



This is my dish on the shelf.

3



Smash! Crash!

4



Careful, Ash!



1  1.51 Listen and point. Listen and repeat.



ch





1  1.52 Listen and circle the sound you hear. Trace.

1

ch sh

2

ch sh

3

ch sh

4

ch sh

2  1.53 Write the letters. Listen and repeat.




chin



ell



est




ben







1  1.54 Listen and follow. Listen and repeat. 2 Read aloud.

## The Robin



The robin has a red chest.



She has six chicks in her nest.



The chicks have bugs for lunch.




The chicks get big!

Sight words: the, has, a, she, in, her, have, for



1  1.55 Listen and point. Listen and repeat.



th



3





1  1.56 Listen and circle the sound you hear. Trace.

1

th s

2

th s

3

th s

4

th s

2  1.57 Write the letters. Listen and repeat.

 $2 + 1 = 3$ 

math



ick



ink



clo



1 Match and write. 2 Say.

p

i

n

th

a

th

m

i

th

th


o

ck

\_\_\_\_\_

\_\_\_\_\_

\_\_\_\_\_



\_\_\_\_\_

\_\_\_\_\_


\_\_\_\_\_



\_\_\_\_\_

\_\_\_\_\_

\_\_\_\_\_




\_\_\_\_\_



\_\_\_\_\_

\_\_\_\_\_






1  1.58 Listen and match. Listen and repeat. 2 Read aloud.

A moth on the shelf,  
 A moth on the ,  
 A moth in the bath,  
 A moth in my  !

A moth on the cloth,  
 A moth on the sink,  
 1, 2, 3, 4, 5,  
 6 moths, I think!











2nd edition


# Show and Tell

## Numeracy



Kirstie Grainger  
Erika Osváth














1 Look and count. 2 Write the number. 3 Where's the teddy bear in the kitchen/bedroom? Circle and say.


Vocabulary: 1-8, teddy bear, car, pencil, ball, book, sofa, cupboard, bed, bath, floor, door, kitchen, living room, bedroom, bathroom, on, in, next to, above

Structures: Where's the (teddy bear) in the (bedroom)? It's (on) the (bed).

Unit 5

Counting objects  
Next to, on, in, above

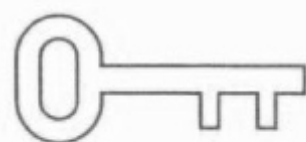





longer




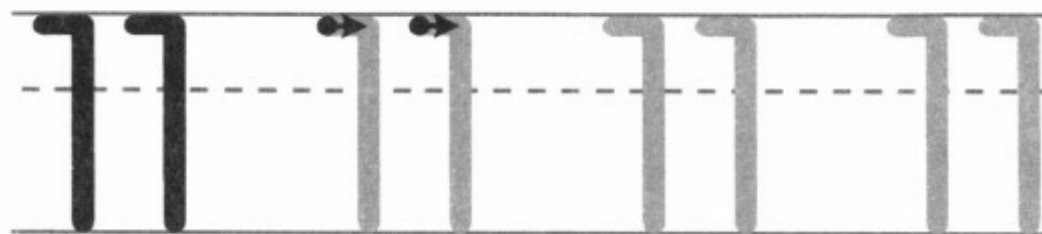
shorter








eleven



twelve

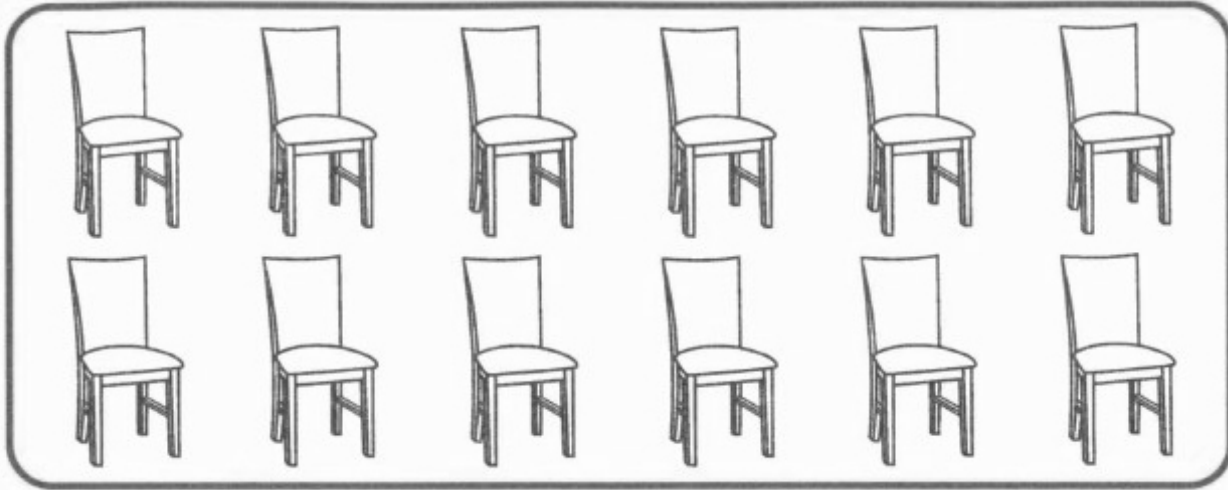


1 Color and count. 2 Trace with your finger and pencil. 3 Write the numbers.


Vocabulary: eleven, twelve

Structure: How many dots are there?

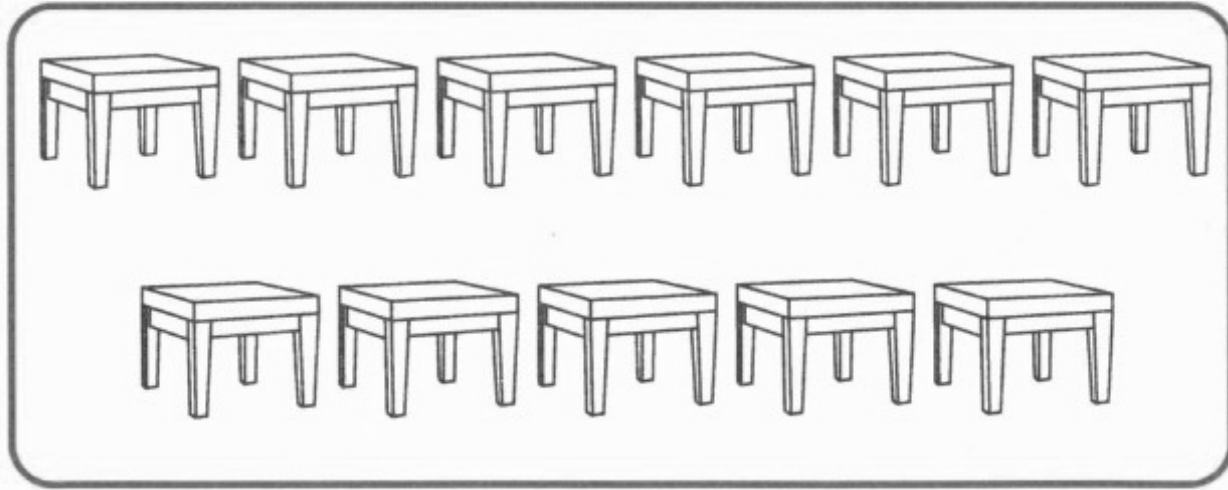





12 eleven twelve



eleven twelve

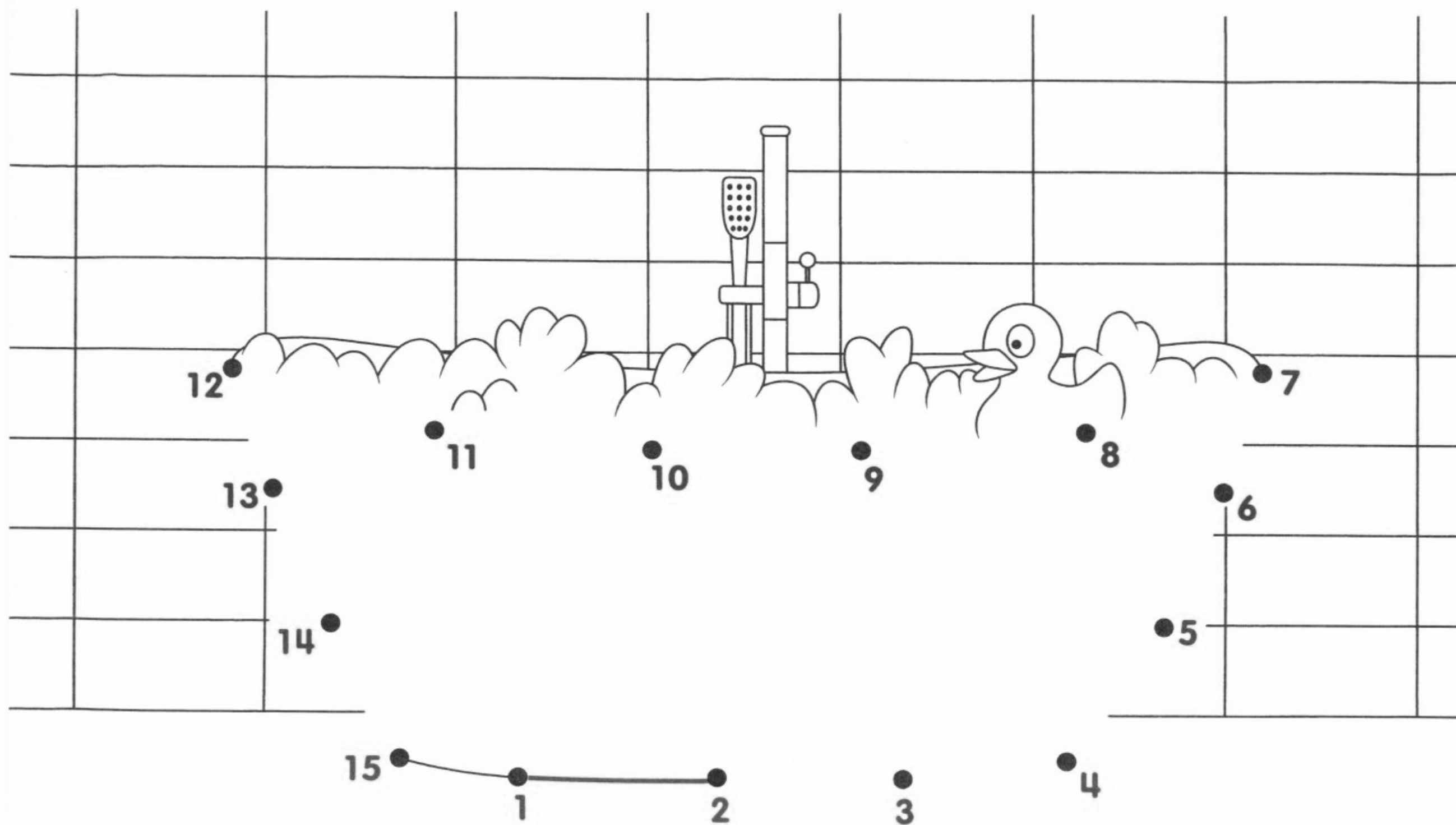


eleven twelve



eleven twelve







1 Say the numbers. 2 Connect the dots with your finger and pencil.





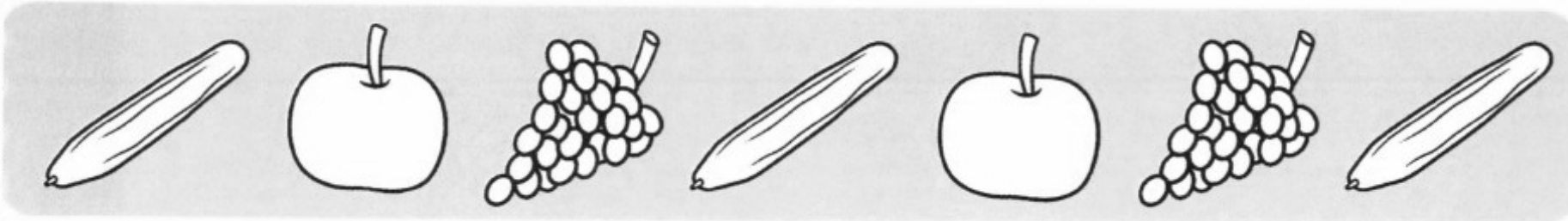

Vocabulary: 1-15, bath, bathroom

Structures: What is it? It's a ...










1 Look and say. 2 What's next? 3 Match.

Vocabulary: cucumber, apple, carrot, strawberry, grapes


Structures: What's next? (Cucumber).

Unit 6  
Sequencing objects











thirteen

13 13 13 13



fourteen

14 14 14 14



fifteen

15 15 15 15

1 Color and count the dots. 2 Trace with your finger and pencil. 3 Circle the dots in twos. Write the numbers.


Vocabulary: thirteen, fourteen, fifteen

Structures: How many dots are there? Circle the dots in twos.


Unit 6

Counting 13, 14, 15  
Number formation







five  
thirteen  
fourteen  
ten



six  
twelve  
fourteen  
nine

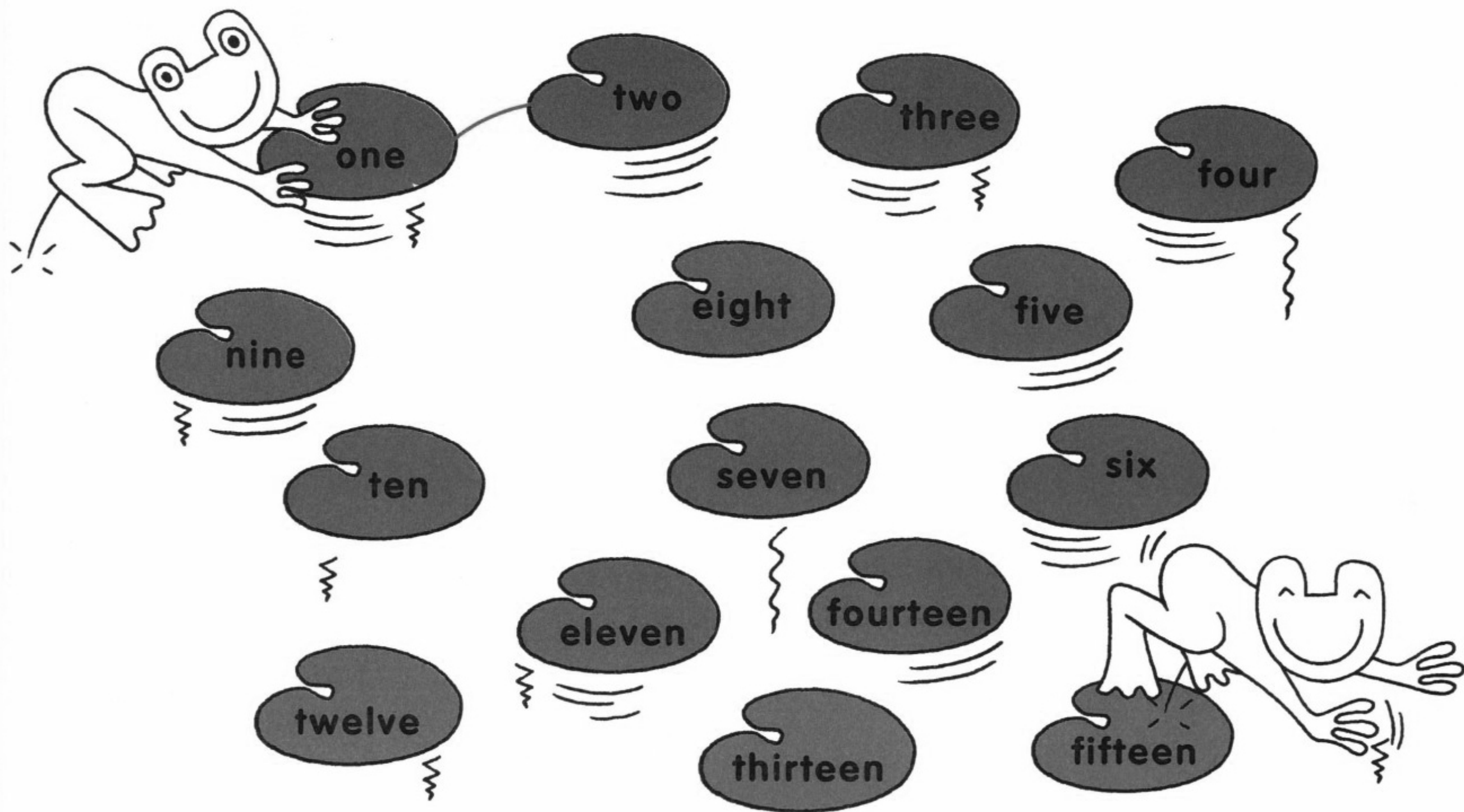


twelve  
fourteen  
six  
eleven



thirteen  
ten  
eleven  
four





1 Follow the number words with your finger. 2 Say the numbers. 3 Follow the number words with your pencil.

Vocabulary: one-fifteen

Structures: What's next? (Two, three ...)



<div data-bbox="240 188 438 377">1</div> <div data-bbox="183 397 494 546"></div>		<div data-bbox="2502 188 2700 377">14</div> <div data-bbox="2446 397 2757 546"></div>
<div data-bbox="240 576 438 765"></div> <div data-bbox="183 785 494 934"></div>		<div data-bbox="2502 576 2700 765"></div> <div data-bbox="2446 785 2757 934"></div>
<div data-bbox="240 954 438 1143"></div> <div data-bbox="183 1162 494 1312"></div>		<div data-bbox="2502 954 2700 1143"></div> <div data-bbox="2446 1162 2757 1312"></div>
<div data-bbox="240 1331 438 1520"></div> <div data-bbox="183 1540 494 1689"></div>		<div data-bbox="2502 1331 2700 1520"></div> <div data-bbox="2446 1540 2757 1689"></div>






1 Find and circle 5 differences.    2 Close your book and remember.    3 How many are missing?


Vocabulary: flowers, trees, more, fewer, Farm animals

Structures: How many (ducks) are missing? There are ... There are more/fewer here.






The farmers have  
15 brown chickens and  
1 white chicken.




The farmers have  
16 brown cows and  
1 black and white cow.





sixteen

16 16 16 16



seventeen

17 17 17 17

1 Count and draw. 2 Trace with your finger and pencil. 3 Circle the dots and squares in twos.

Vocabulary: sixteen, seventeen, dots, squares

Structures: How many (squares) are there? How many are missing? Circle in twos.







Unit 7

Numbers 16, 17  
Skip counting by 2







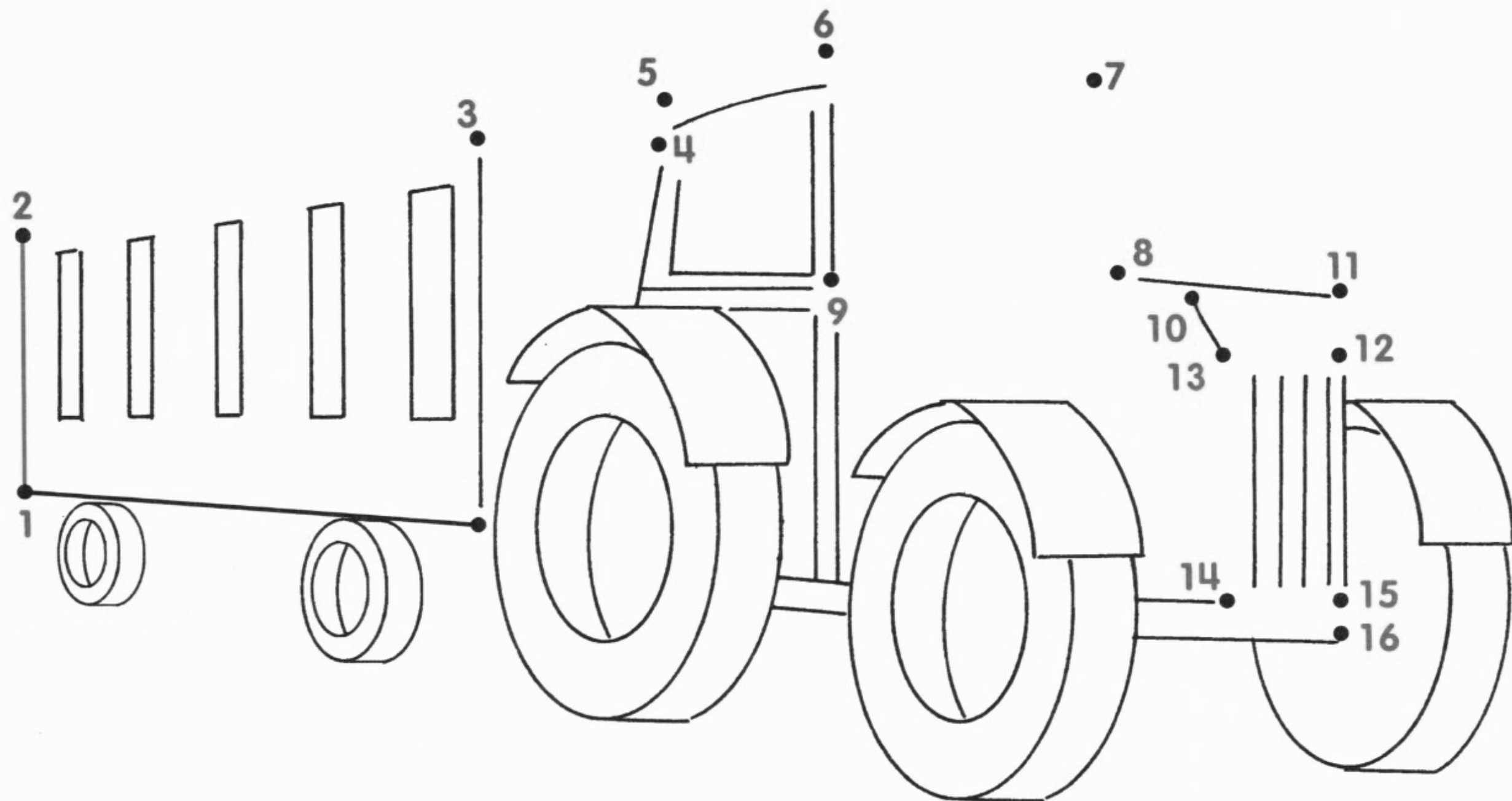


1 Follow with your finger and pencil. 2 What does the donkey eat?

Vocabulary: donkey, goat, cow, carrots, apples, grass

Structures: What does the (donkey) eat? It eats (carrots).















Oxford University Press  
is the world's authority  
on the English language.

As part of the University of  
Oxford, we are committed to  
furthering English language  
learning worldwide.

We continuously bring  
together our experience,  
expertise and research to  
create resources such as  
this one, helping millions of  
learners of English to achieve  
their potential.

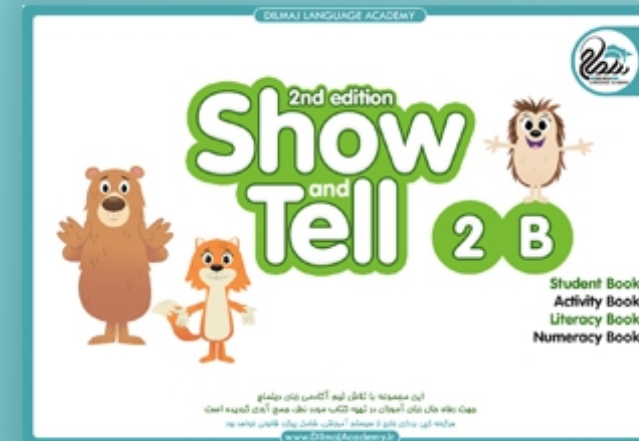


**OXFORD**  
UNIVERSITY PRESS

DILMAJ LANGUAGE ACADEMY

# 2nd edition Show and Tell

Creating young thinkers  
with great futures



**Future is Today**

آینده همین امروزه

[www.DilmajAcademy.ir](http://www.DilmajAcademy.ir)