

2nd edition

# Show and Tell

2 B



**Student Book**  
**Activity Book**  
**Literacy Book**  
**Numeracy Book**

این مجموعه با تلاش تیم آکادمی زبان دیلماج  
جهت رفاه حال زبان آموزان در تهیه کتاب مورد نظر، جمع آوری گردیده است  
هرگونه کپی برداری خارج از سیستم آموزشی، شامل پیگرد قانونی خواهد بود









2nd edition

# Show and Tell



Kathryn Harper  
Gabby Pritchard  
Margaret Whitfield



## Unit 2

## What can you do in the park?

## Lesson 1





Can he walk?

Yes, he can.



catch



build



climb



kick



run




walk



## Read with me

## Lesson 3

## Playing With Prickly






# Sing with me


## Lesson 4



1



2



AB  
27

LB  
27

1 1.30 Sing and do. Sing and play. 2 Circle the differences and say.

Vocabulary: skip, climb, fly, walk, swim, jump, run, crawl, catch

Structure: He/She/It can/can't (run).

Unit 2 - Lesson 4

Song

27



## Say it with me

## Lesson 5

I can run.  
I can swim.



swim

I can skip.



skip

I can spin.  
I can't stop!



spin



# Follow me

## Lesson 6



AB 29 NB 9-10

1 1.32 Listen and follow. Listen and repeat. 2 Say and act out. 3 1.33 Listen and chant. 4 Watch.

Value: Lining up  
Structures: Line up. Wait your turn. That's better.

Unit 2 - Lesson 6  
Values & Functional Language



## Explore with me

## Lesson 7

1

Do you see the yellow ?

2

Do you see the red ?

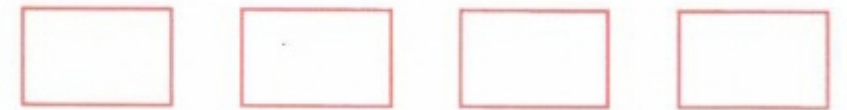
3

Do you see the blue ? How many?



# Think with me

## Lesson 8



1 Talk about the picture. 2 Find the shapes. Count and color. 3 Listen and sing. 4 Do a shape survey.

Vocabulary: sandbox, Shapes, Numbers, Colors

Structures: Count with me. I see (3) (yellow) (circles). The swing is (yellow).

Unit 2 - Lesson 8  
Critical Thinking



## Show me

## Lesson 9



It's a girl.

Can she climb?

Yes, she can.







Rosa can kick ... 1, 2, 3!



1 Make an exercise routine. 2 Practice and perform your routine to music. 3 Show and tell.

Vocabulary: Actions

Structure: He/She can (kick).

Unit 2 - Lesson 10

Project



## Unit 3

## Who makes you happy?

## Lesson 1







happy



sad



tired

How do you feel today?

We're hungry!



lively



hungry



thirsty



1 Point and say. 2 1.38 Listen and stick. 3 1.39 Listen and play the game.

Structures: How do you feel today? I'm (happy). We're (hungry).



## Read with me

## Lesson 3

## Benny's Big Surprise

1



Oh, no. I'm tired!

Come outside. It's a big surprise!

2



Look! Your Grandpa and Grandma are here.

3



Happy birthday, Benny!

4



They're here!



## Sing with me

## Lesson 4



1 1.41 Sing and do. Sing and play. 2 Circle and say.

Vocabulary: happy, sad, tired, lively, hungry, thirsty, happy birthday, balloon

Structure: He's/She's (tired).



## Say it with me

## Lesson 5

I have a truck, a frog, and a hat.

I have a drum, a bus, and a cat.






# Follow me

## Lesson 6



Oh, no! Be careful!

I'm really sorry.



It's alright. It's an accident.

AB  
39

NB  
15-16

1 1.43 Listen and follow. Listen and repeat. 2 Say and act out. 3 1.44 Listen and chant. 4 Watch.

Vocabulary: Being careful

Structures: Be careful. I'm really sorry. It's alright. It's an accident.

Unit 3 - Lesson 6

Values & Functional  
Language

39



## Explore with me

## Lesson 7

1




These are tigers. The mom looks after the baby.

2




These are dolphins.  
The grandma looks after the baby.

3



These are penguins. The dad looks  
after the baby and the egg.





1 Talk about the picture. 2 Match the animals to make families. 3 Listen and sing. 4 Make animal families.

Vocabulary: Animals, Family, Colors, Numbers

Structures: I love my (mom). (She) looks after me. These are (penguins). This is (mom).



# Show me

## Lesson 9






## Show and Tell

## Lesson 10



This is my grandma. She looks after me. She makes me happy.





# The Puppet

Review 1



1 Geppetto is sad. He doesn't have a boy ... but he can make a puppet!



2 Look at his eyes. Look at his mouth! The puppet can talk!



3 Pinocchio is lively. He can walk and run.



4 Pinocchio lies. Look at his big nose.





5 The fairy isn't happy.



6 Pinocchio is good. He helps in the house.



7 Can you see the fairy? Now Pinocchio is a boy.



8 Geppetto and Pinocchio are happy ... The cat and fish are happy, too.



Unit 4

What happens when it's windy?

Lesson 1







sunny



rainy



windy

What's the weather  
like today?

It's rainy.



snowy



hot



cold

1 Point and say. 2 1.50 Listen and stick. 3 1.51 Listen and play the game.

Structures: What's the weather like today? It's (sunny).

Unit 4 • Lesson 2

Game

47




## Read with me

## Lesson 3

## It's Rainy







1 1.53 Sing and do. Sing and play. 2 Match and say. 3 Play the game.

Vocabulary: puddle, pool, sunny, rainy, snowy, cold, hot, wet, boots

Structure: I'm wet. / I'm not hot.



I have a sled.  
It's black and red.  
I slide and I slip.  
I fly and I flip!





## Follow me

## Lesson 6

Where's my hat?  
It isn't here.

Here it is, Grandma.

Thank you! Good job!  
We can go outside now.

1 1.55 Listen and follow. Listen and repeat. 2 Say and act out. 3 1.56 Listen and chant. 4 Watch.

Value: Respecting elders

Structures: Good job! We can (go outside) now.

Unit 4 • Lesson 6

Values & Functional  
Language

51



# Explore with me

## Lesson 7

DILMAJ LANGUAGE ACADEMY

Sunday



Monday



Tuesday



Wednesday



Thursday



Friday




Saturday



1



2



3







1 Talk about the picture. 2 Draw the weather today. 3 Circle the indoor toys. 4 Listen and sing.

Value: Toys, Days of the week, Weather, Clothes, Colors  
Structures: What day is it? What's the weather like today? It's (rainy).



# Show me

## Lesson 9





# Show and Tell

## Lesson 10



It's sunny today!

It's hot. I have a hat. I'm happy!

1 Draw a sunny picture. 2 Make a Sunny Balloon display. 3 Show and tell.

**Vocabulary:** Weather, Clothes, Feelings

**Structures:** It's (sunny). I'm (happy).



### Unit 2 What can you do in the park?

(page 117)

catch	build	climb
kick	run	walk

### Unit 3 Who makes you happy?

(page 119)

happy	sad	tired
lively	hngry	thirsty

### Unit 4 What happens when it's windy?

(page 121)

sunny	rainy	windy
snowy	hot	cold



## Unit 2

## What can you do in the park?











Unit 3

Who makes you happy?










## Unit 4

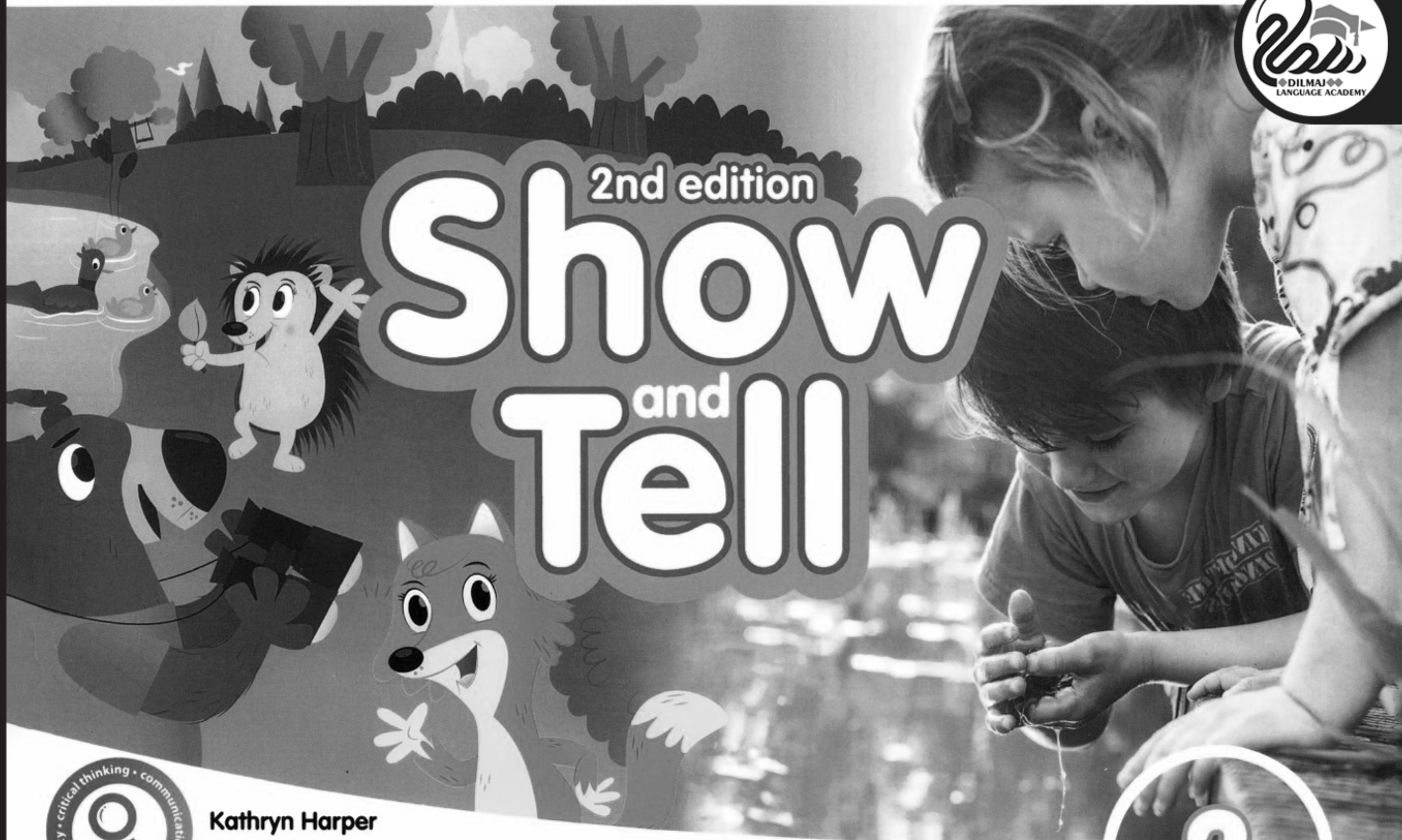
## What happens when it's windy?











2nd edition

# Show and Tell



Kathryn Harper  
Gabby Pritchard  
Margaret Whitfield

[www.DilmajAcademy.ir](http://www.DilmajAcademy.ir)

Activity Book

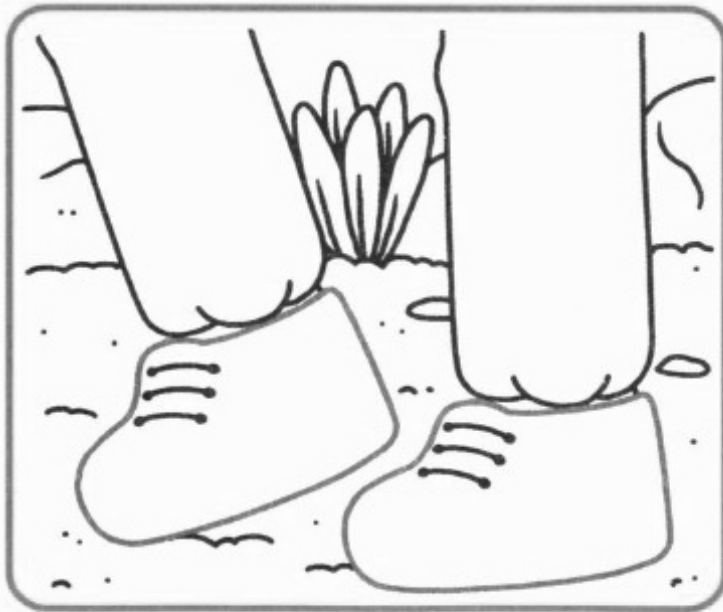
2




## Unit 2

## What can you do in the park?

## Lesson 1







1 Match and say.

Vocabulary: run, catch, kick, build, walk, climb

Structures: Can he/she (run)? Yes, he/she can. No, he/she can't.



## Read with me

## Lesson 3

1



2



3



4





1 Trace and say.

Vocabulary: fly, swim, climb

Structure: (Benny) can/can't (fly).

Unit 2 • Lesson 4

Song

27



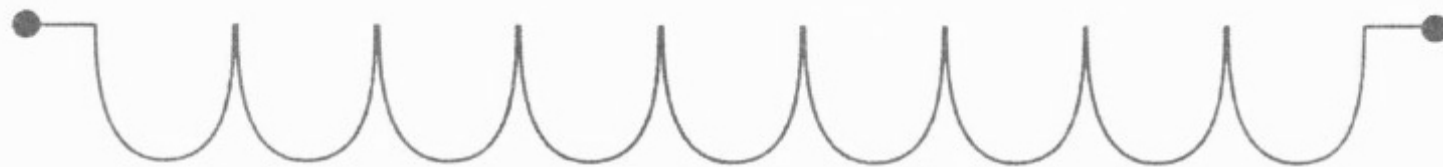
## Say it with me

## Lesson 5

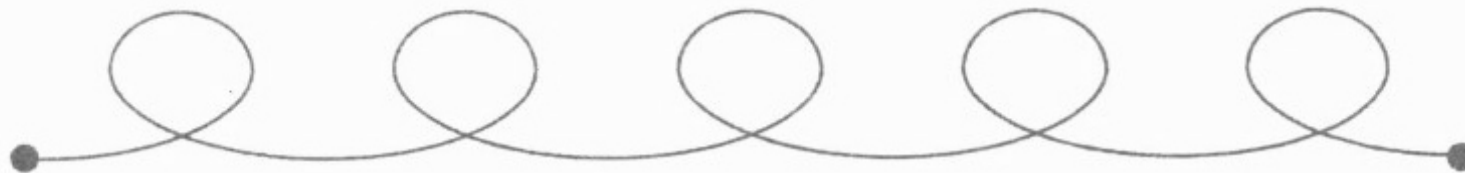
skip



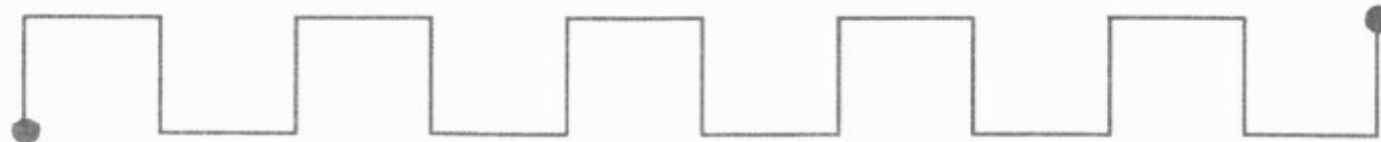
swim



spin




stop





## Follow me

## Lesson 6



1 Color the correct picture. Draw ☺ or ☹.

Value: Lining up

Unit 2 · Lesson 6

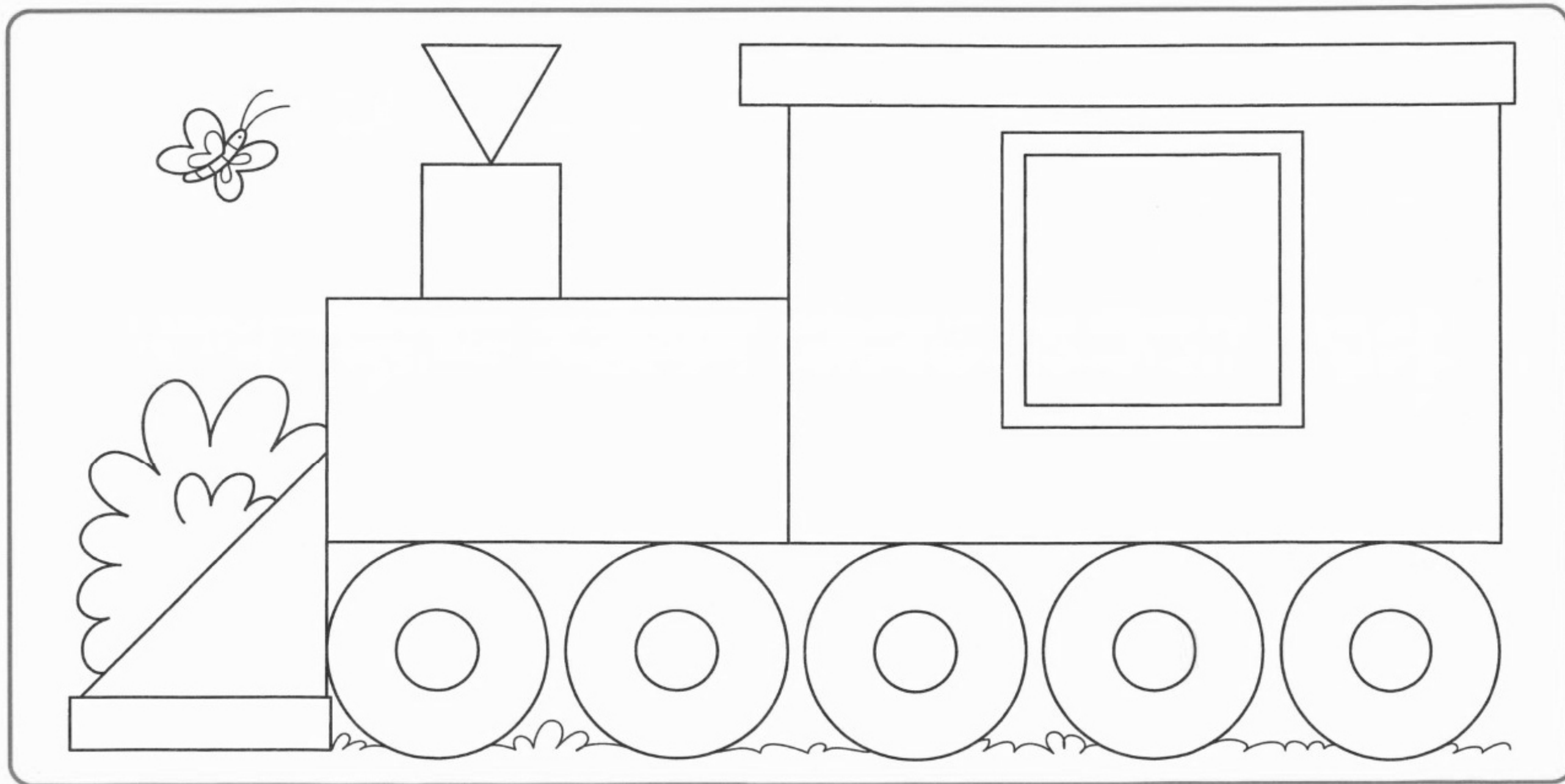
Values & Functional  
Language

29

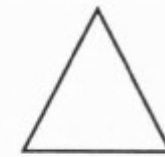



## Explore with me


Lesson 7








① 2 3 4



3 4 5 6



4 5 6 7



7 8 9 10

1 Color. Count and circle.

Vocabulary: Colors, Numbers, Shapes

Structure: (1) (green) (triangle).






## Show me

## Lesson 9







1 What can you do? Draw.

Vocabulary: kick, run, catch, climb, build, walk

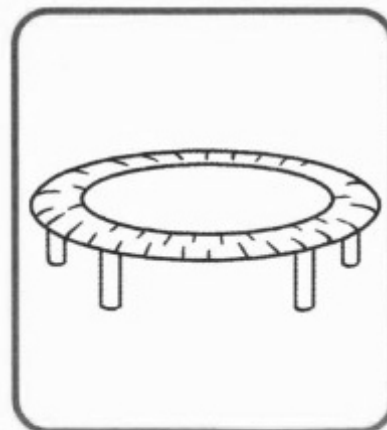

Structure: I can (catch a ball).



# Unit 3

## Who makes you happy?

### Lesson 1





# Play with me

## Lesson 2



1 Draw yourself and a friend. Say.

Structures: How do you feel today? We're (happy).

Unit 3 - Lesson 2



Game

35




# Read with me

## Lesson 3







**He's happy.**



**She's tired.**



**She's hungry.**

1 How do they feel? Trace and say.

Vocabulary: happy, tired, hungry

Structure: He's/She's (hungry).



## Say it with me

## Lesson 5

tr

fr

dr

dr

fr

tr

fr

dr

tr



frog




truck



drum





1 Circle the correct behavior.

Value: Being careful












Unit 3 - Lesson 6

Values & Functional  
Language




## Explore with me

## Lesson 7





**sister****brother****grandma****grandpa****mom****friend****dad****me**

1 ➕ Who looks after you? Draw lines.

Structure: My (brother) looks after me.



## Show me

## Lesson 9

They're  
lively.




I'm sad.



We're  
tired.







1 How do you feel today? Draw, check (✓), and say.

Vocabulary: happy, sad, hungry, thirsty, lively, tired

Structure: I'm (happy).

Unit 3 • Lesson 10



Project

43



# Review 1

Units 1-3



Review 1 - Units 1-3


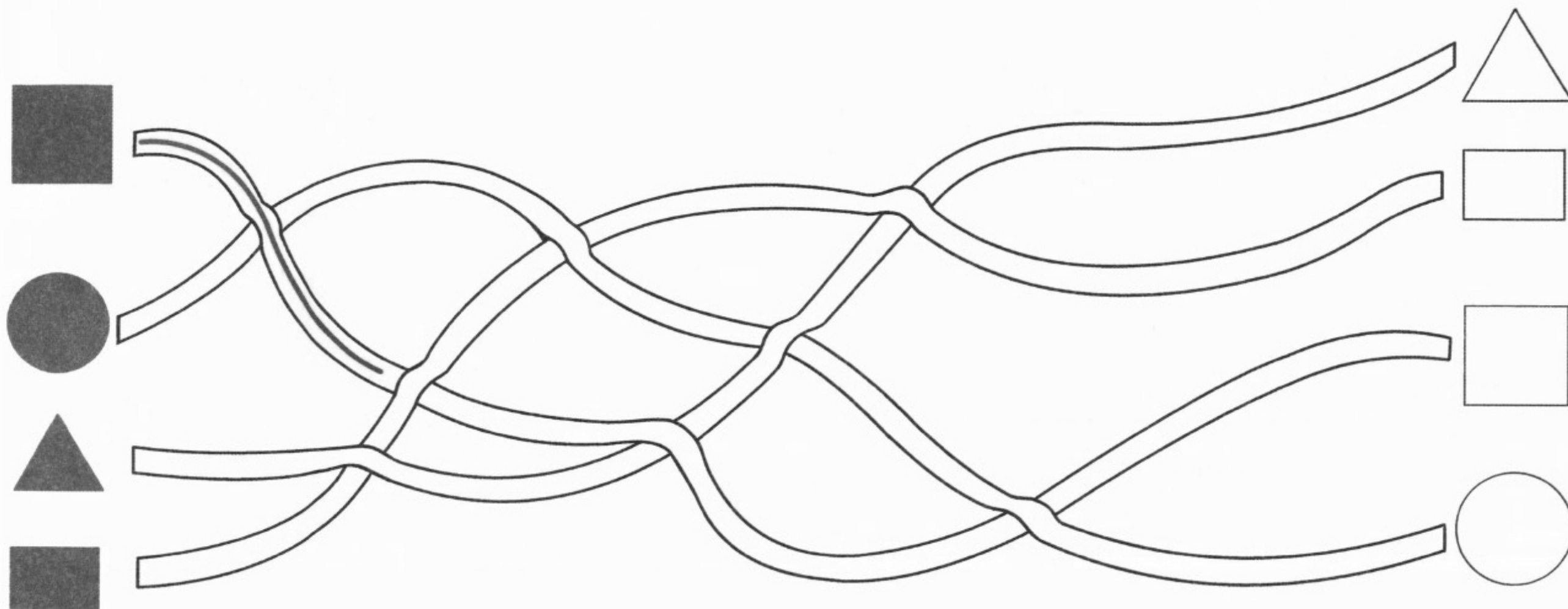
Revision

1 Find and circle. Say.

Vocabulary: pen, brush, paint, paper, catch, build, run, kick, sad, tired, lively

Structures: It's a (pen). She can/can't (run). He's/She's (sad).





1 Follow and say. 2 Color for you.

Vocabulary: square, circle, triangle, rectangle

Structure: This is a (square).

Review 1 • Units 1-3

Revision



45




# Unit 4

## What happens when it's windy?

### Lesson 1





**rainy****snowy****sunny****cold****hot****windy**


1 Trace and say.

Structures: What's the weather like today? It's (rainy).

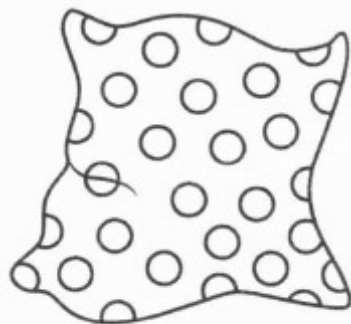


## Read with me


## Lesson 3



I'm wet.



I'm cold.



I'm dry.



I'm hot.



It's sunny.

I'm wet.



It's cloudy  
and rainy.

I'm cold.



It's snowy.

1 Trace and color.

Vocabulary: sunny, hot, cloudy, rainy, wet, snowy, cold

Structures: It's (sunny). (Prickly)'s (hot).



## Say it with me

## Lesson 5

sl

fly



fl

black



bl


sled





## Follow me

## Lesson 6



1 Circle the correct behavior.

Value: Respecting elders

Unit 4 • Lesson 6

Values & Functional  
Language


51



## Explore with me

## Lesson 7

Sunday  
Monday  
Tuesday  
Wednesday  
Thursday  
Friday  
Saturday

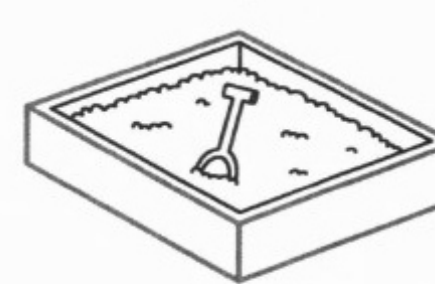



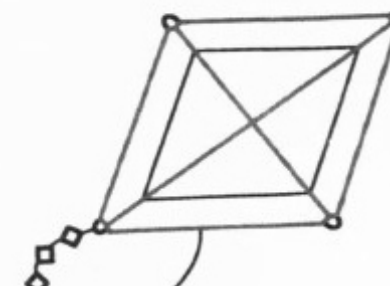


## Fifi's Challenge

hot / cold

It's \_\_\_\_\_ today.





1 Trace and match.

Vocabulary: sunny, rainy

Structure: It's (rainy).



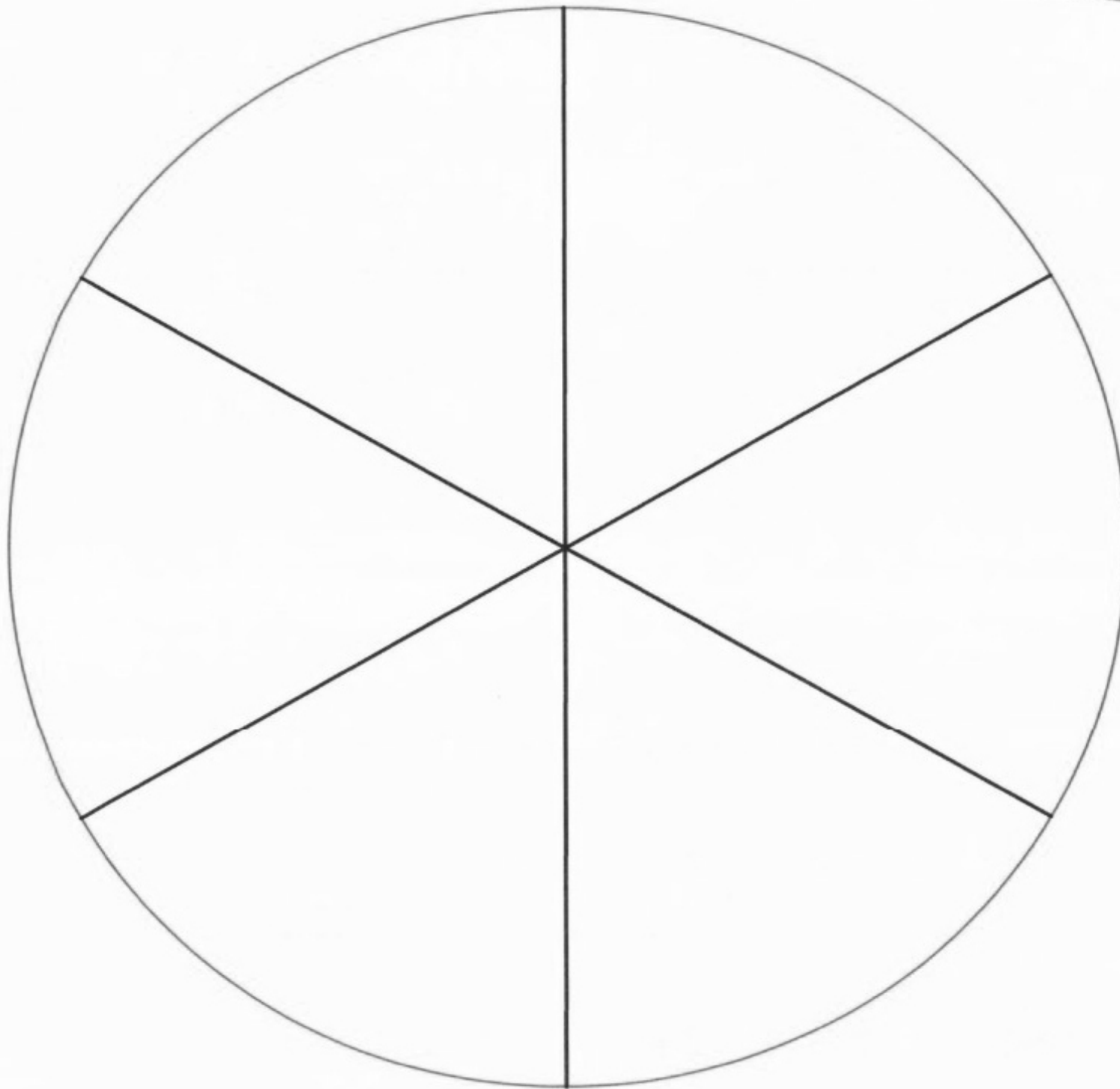
## Show me

## Lesson 9





It's



today.

1 Draw the weather in the weather wheel. 2 What's the weather like today? Point and say.

Vocabulary: sunny, rainy, windy, snowy, hot, cold

Structure: It's (sunny) today.









o

2nd edition  
**Show**and  
**Tell****Literacy**

a

s

r

h

v

f

c


e



Kathryn Harper  
Gabby Pritchard  
Margaret Whitfield

2



1  1.38 Listen and point. Listen and repeat.

**sw****st****sk****sp**



1  1.39 Listen and circle the picture. 2 Trace.

1



sw



sk

2



sp



st

3



st



sk

4



sp



sw



1 Trace and say. 2 Match.

stack


skip

swim

spin





1  1.40 Listen and follow. Listen and repeat. 2 Read aloud.



Pip

Pip can skip,  
Jack can stack.  
Lin can spin  
On her back.  
What can you do?




Jack



Lin



# Unit 3

1  1.41 Listen and point. Listen and repeat.

tr



fr



dr



cr





1  1.42 Listen and match. 2 Trace.

1



2



3



4



dr

tr

fr

cr


Vocabulary: track, crawl, drop, fruit

Unit 3  
r blends (tr, fr, dr, cr)



1 Trace and say. 2 Match.

crab



frog




track



dress





1  1.43 Listen and chant.

Drip, drop, drip, drop,  
In the pond, frogs hop.  
Drop, drip, drop, drip,  
On the track, I skip.



Sight words: in, the, on, I

Unit 3  
r blends (tr, fr, dr, cr)



1  1.44 Listen and point. Listen and repeat.

sl



bl



fl



cl





1  1.45 Listen and circle. 2 Trace.

1



cl    sl

2



fl    bl

3




fl    cl

4



sl    cl

5



bl    fl

6



cl    fl



1 Trace and say. 2 Draw.

1

flag



2

sled


3

black

4

clock



1  1.46 Listen and match. Listen and repeat. 2 Read aloud.



The red hen clucks.



The black slug is on the pot.



The flag flaps in the wind.



The clock tick-tocks.









2nd edition

# Show and Tell

## Numeracy



Kirstie Grainger  
Erika Osváth





1 Who's first? Who's last? Point and say. 2 Who's in the middle? Point and say. 3 Color the first child red, the last child brown, and the child in the middle green.

Vocabulary: In the middle, first, last, Anna, Sam, May


Structures: He's in the middle. She's first. She's last.

Unit 2


In the middle/first/last

9


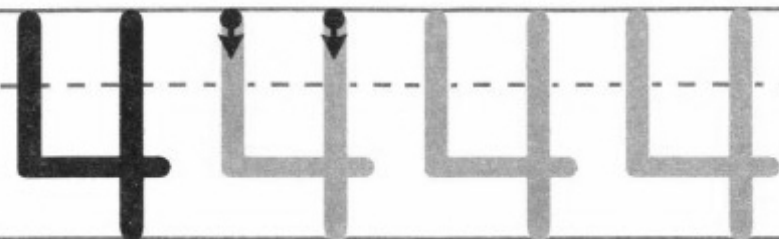










four



five



six




1 Count the dots. 2 Trace with your finger and pencil. 3 Write the numbers.

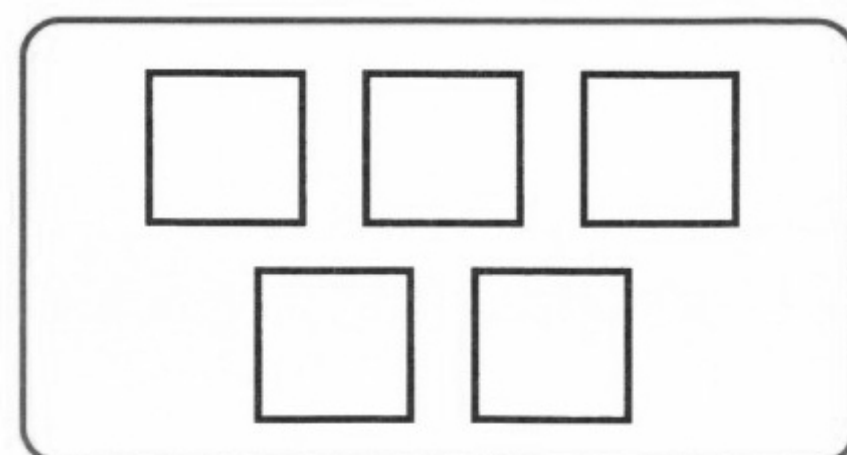

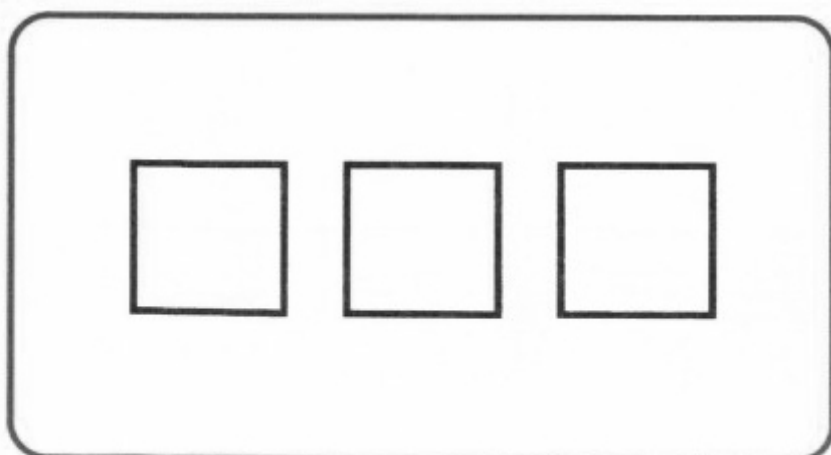
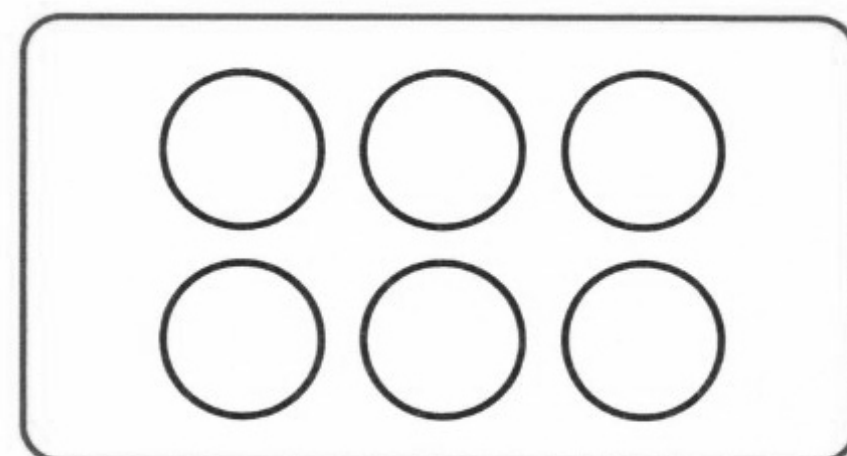

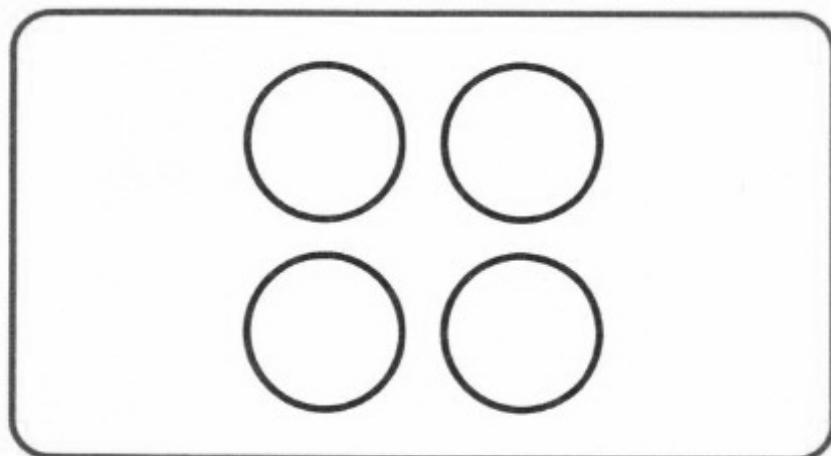


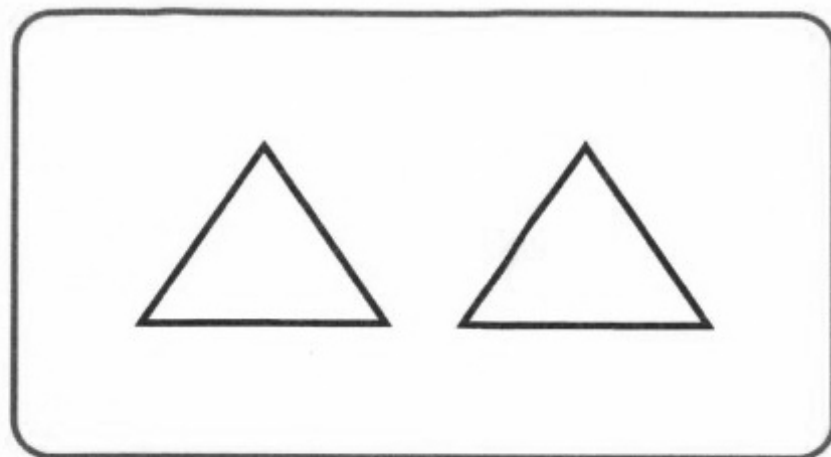
Vocabulary: four, five, six

Structure: How many dots are there?










1 Count the shapes. 2 Draw the correct number of shapes in the middle. 3 Color if there are six.

Vocabulary: 1-6, in the middle, Shapes

Structure: How many (triangles) are in the middle?









1 How many boys are in the picture? How many children are there? 2 How many girls are in the picture? How many children are there? 3 Look and match the same.





Vocabulary: boy, girl, children, same/different

Structures: How many (boys) are there? This is the same/different.


Unit 3

Identifying differences  
Same/different







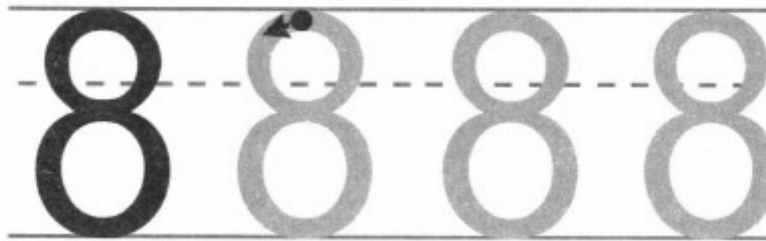




seven



eight



1 Color and count the dots. 2 Trace with your finger and pencil. 3 Write the numbers.

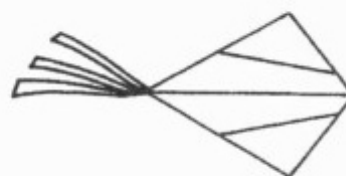


Vocabulary: seven, eight

Structure: How many dots are there?





2



seven

two

three

eight

five





five



eight



four



two

1 Look. 2 Count the candles. 3 Draw the missing candles.


Vocabulary: two-eight candles, birthday, cake, fewer, more

Structures: How old is (he/she)? There are fewer candles. How many are missing?

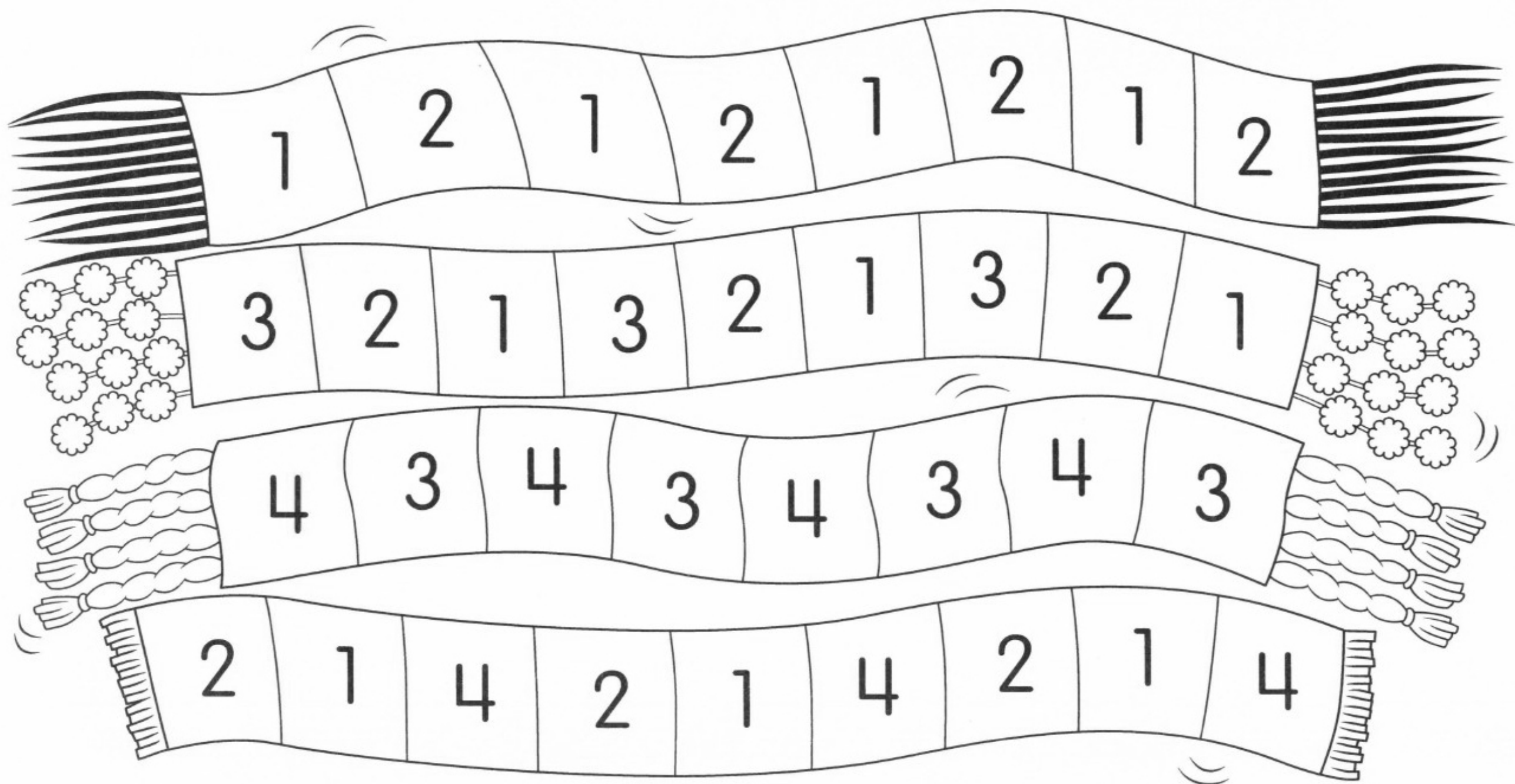
Unit 3

Counting to 8  
Addition









1 Color 1, 2, 3, 4 with four colors. Make patterns. 2 Circle your favorite pattern.

Vocabulary: 1-4, pattern, Colors

Structure: What's your favorite pattern?



Sunday

Monday

Tuesday

Wednesday

Thursday

Friday

Saturday

2

6

1


4

7


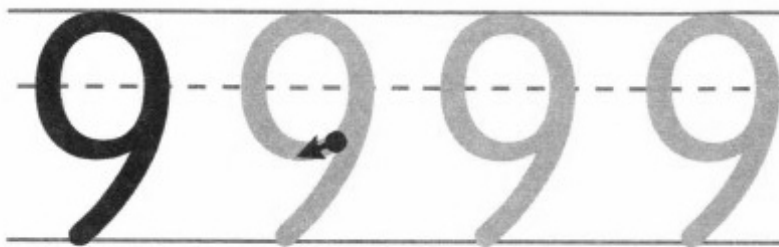
3

5





nine



ten



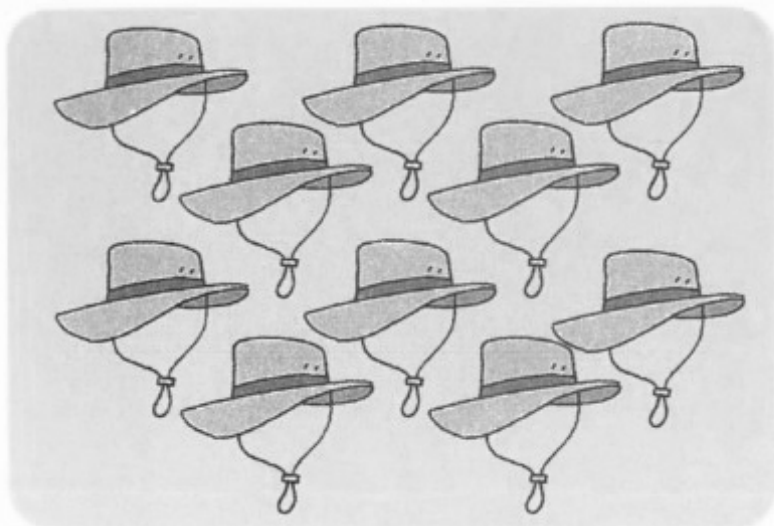


1 Color and count the dots. 2 Trace with your finger and pencil. 3 Write the numbers.

Vocabulary: nine, ten

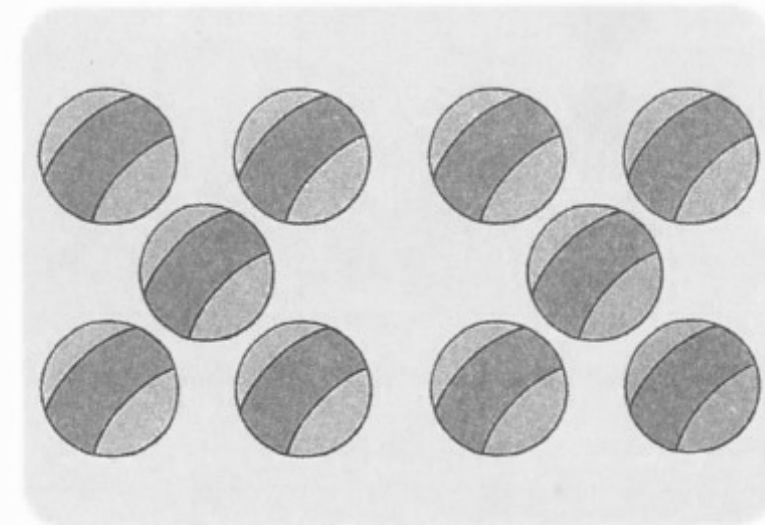


Structure: How many dots are there?






nine

ten











1 How does he feel? Say. 2 Follow with your finger and pencil. 3 How does he feel now?

Vocabulary: cold, wet, warm, dry, boots

Structures: How does he feel? He's (cold).















Oxford University Press  
is the world's authority  
on the English language.

As part of the University of  
Oxford, we are committed to  
furthering English language  
learning worldwide.

We continuously bring  
together our experience,  
expertise and research to  
create resources such as  
this one, helping millions of  
learners of English to achieve  
their potential.



**OXFORD**  
UNIVERSITY PRESS

DILMAJ LANGUAGE ACADEMY

# 2nd edition Show and Tell

Creating young thinkers  
with great futures



**Future is Today**

آینده همین امروزه

[www.DilmajAcademy.ir](http://www.DilmajAcademy.ir)