

2nd edition

# Show and Tell

2 A



**Student Book**  
**Activity Book**  
**Literacy Book**  
**Numeracy Book**  
**Alphabet Book**

این مجموعه با تلاش تیم آکادمی زبان دیلماج  
جهت رفاه حال زبان آموزان در تهیه کتاب مورد نظر، جمع آوری گردیده است  
هرگونه کپی برداری خارج از سیستم آموزشی، شامل پیگرد قانونی خواهد بود







2nd edition

# Show and Tell



Kathryn Harper  
Gabby Pritchard  
Margaret Whitfield

[www.DilmajAcademy.ir](http://www.DilmajAcademy.ir)

Student Book

2



# Scope and Sequence

Level 2

DILMAJ LANGUAGE ACADEMY

UNIT & BIG QUESTION	VOCABULARY	STRUCTURES	VALUE & FUNCTIONAL LANGUAGE	PHONICS	CLIL	SHOW AND TELL PROJECT
<b>Hello</b> <b>What can you say?</b>	May, Sam, Anna, Mom, Dad, Bird, friend, teacher, hello, bye; pencil, crayon, book, boat, teddy bear, ball, car, train, duck, hat; jump, fly, crawl, swim; bird, fish, rabbit, spider; flowers, hill, tree, lake; eyes, ears, mouth, nose, legs, arms; shape, star, square, circle, triangle; kid Colors, Numbers, Alphabet	I'm (Sam). I'm (4). This is (Sarah). Who's he/she? He's (Sam)./She's (May). I see (4) (balls). What's this? It's a (crayon). (Rabbits) can (jump). Who's this? This is (Fifi). He's/She's a (circle) kid. The (eyes) are (circles). The (mouth) is (a square).	Showing concern: Are you new? Yes. It's okay. You can play with us.	The alphabet, CVC review		Making a Shape Kids display
<b>Unit 1</b> <b>How do we make pictures?</b>	pen, brush, eraser, paper, glitter, paint; black, white, idea, next, team; rock, gray, brown	(4) (books). What's this? It's an (eraser). It's a (blue) (pen). It's (red) (glitter). It's his/her (turn). It's my/your (idea). This picture uses (crayon). This picture uses (orange) (paint).	Being polite: Please pass the (yellow) (pen). Here you are. Thank you.	ck digraph rock CVC review fox, log	Art: Picture-making techniques	Making a quilt from decorated paper squares
<b>Unit 2</b> <b>What can you do in the park?</b>	climb, catch, build, walk, run, kick; quickly, slowly, great job, under; skip, monkey bars, rectangle, sandbox	I can/can't (climb). Can you (climb)? Can he/she (kick)? Yes, he/she can. No, he/she can't. He/She/It can/can't (run). Do you see the (yellow) (circle)? How many? Count with me.	Lining up: Line up. Wait your turn. That's better.	s blends (sk, sp, st, sw) skip, spin, stop, swim CVC review	Math: Shape recognition	Creating and performing an exercise routine
<b>Unit 3</b> <b>Who makes you happy?</b>	happy, sad, tired, lively, hungry, thirsty; grandma, grandpa, brothers, sisters, surprise, honey cake, happy birthday; egg, dolphin, penguin, tiger	He's/She's (tired). How do you feel today? I'm (happy). We're (hungry). They're here. The (mom) looks after the baby. These are (penguins). This is (mom). I love my (mom). (She) looks after me. (She) makes me happy.	Being careful: Be careful. I'm really sorry. It's alright. It's an accident.	r blends (tr, fr, dr) truck, frog, drum CVC review	Science: Animal families	Making family pictures
<b>Review 1 Story:</b> <b>The Puppet</b>	puppet, fairy, talk, lie, good, bad, house		Telling the truth: Be good. Don't lie.			
<b>Unit 4</b> <b>What happens when it's windy?</b>	sunny, rainy, windy, snowy, hot, cold; warm, cloudy, wet, dry, boots; pool, mud puddle; Sunday, Monday, Tuesday, Wednesday, Thursday, Friday, Saturday	What's the weather like today? It's (sunny). I'm (wet). I'm not (wet). Stop it. What day is it? It's (Sunday).	Respecting elders: Good job! We can (go outside) now.	l blends (sl, fl) sled, slide, slip flip, fly CVC review	Math, Science: Understanding information in a table	Making a Sunny Balloon Display



UNIT & BIG QUESTION	VOCABULARY	STRUCTURES	VALUE & FUNCTIONAL LANGUAGE	PHONICS	CLIL	SHOW AND TELL PROJECT
<b>Unit 5</b> <b>What's in your house?</b>	kitchen, living room, bedroom, bathroom, yard, balcony; sofa, bed, bath; duck, little; Numbers 11–15	Who's in the (bathroom)? (Sara)'s in the (bathroom). <i>in, on, under</i> <i>Where's (my duck)? It's behind (the sofa). It's next to (the bed).</i> Where's number (eleven)? It's (above) (the door). What's the number on your door? This is our/my ... The (blue) (sofa) is (next to) ...	<b>Helping at home:</b> Let's put the (toys) in the (drawers). Now it's clean and neat. <i>Good job!</i>	<b>sh digraph</b> ship, shell, shelf, fish	<b>Math:</b> <b>Counting and sequencing numbers to 15</b>	<b>Making a model of a living room and its furniture</b>
<b>Unit 6</b> <b>What happens in the garden?</b>	dig, plant, water, pick, wash, eat, hole; delicious, potatoes, beans, pumpkins, soup, grow, cook, stir, chop; bee, hive, queen, worker, food; hopscotch	What are you doing? I'm (digging a hole). We're (making soup). Can I have some (honey)? There's (1 queen bee). There are (lots of worker bees). There are (8) (blue) (flowers). We're (watering) (the beans). (Beans) are good for you.	<b>Eating healthily:</b> Fruit and vegetables are good for you. Try one.	<b>ch digraph</b> lunch, bunch, chop	<b>Science:</b> <b>Honey bees</b>	<b>Growing beans</b>
<b>Review 2 story:</b> <b>The Enormous Carrot</b>	enormous, farmer, wife, every, little, pull (it up), everyone		<b>Working together, Offering politely:</b> Would you like some carrot soup? Yes, please.			
<b>Unit 7</b> <b>What do farm animals do?</b>	cow, horse, sheep, goat, donkey, chicken; funny, cute, drink, say, do; grass, farm; Numbers 16–20	<i>How many (sheep)? do you see? There are (6 sheep).</i> <i>I have (a chicken).</i> He/She has (chickens). What does a (goat) do? It (drinks) (water). What do (the animals) do? The (horses) (eat) (grass). They have (15) (black) (cows). One more (cow). <i>How many (now)? We have (horses) on our farm.</i>	<b>Respecting nature:</b> Don't litter. It's bad for (the ducks).	<b>th digraph</b> (unvoiced) thin, thick	<b>Math:</b> <b>Counting numbers to 20</b> <b>Adding one more</b>	<b>Making a model farm and Clothes Peg Animals</b>
<b>Unit 8</b> <b>What do you wear when it's hot?</b>	jacket, skirt, T-shirt, pants, shorts, sandals; sweater, dirty, washing machine, milkshake, put in; spring, summer, fall, winter, scarf	I'm wearing (a green jacket). I'm wearing (red pants). Push the button. Put your clothes in the washing machine. It's (spring). He's/She's wearing (a scarf). What do you wear in the (spring)?	<b>Keeping clean:</b> You need to keep clean. You need to wear an apron.	<b>th digraph</b> (voiced) this, these, that, clothes	<b>Social Science:</b> <b>clothing for different seasons and weather</b>	<b>Making paper clothes for a seasons poster</b>
<b>Unit 9</b> <b>What do our senses tell us?</b>	sound, feel, look, smell, taste; loud, beautiful, stick, popcorn, snow; quiet, <i>soft, hard</i> ; music, <i>rain</i> ; shaker, coconuts, sand, wind	How does it (taste)? It (tastes) good/bad. How does it (feel)? It feels (soft). It's (hard). This music sounds like (a train). What does it sound like?	<b>Listening to others:</b> I can't hear you. We need to listen to others. <i>Be quiet, please!</i>	<b>ng digraph</b> bang, gong, sing, song, strong, along	<b>Music:</b> <b>Listening to and creating everyday sounds in music</b>	<b>Making a Senses Experiment Area</b>
<b>Review 3 story:</b> <b>Gray Baby Duck</b>	swan, ugly, lay eggs, come back, pond	He's good at swimming.	<b>Complimenting:</b> You're beautiful. You're beautiful, too. He's good at swimming.			
<b>The Show and Tell Show</b> <b>It's a Wrap!</b>	Units 1–9	Units 1–9				



Hello

## What can you say?

Lesson 1







I see 1 .



1 2



9 10



2 3



4 3



7 8



5 6




## Read with me

## Lesson 3

## Look At The Lake









# Say it with me

## Lesson 5



Say the  
alphabet  
with me.



A a



B b



C c



D d



E e



F f



G g



H h



I i



J j



K k



L l



M m



N n



O o



P p



Q q



R r



S s



T t



U u



V v



W w



X x



Y y



Z z



## Follow me

## Lesson 6

Are you new?

Yes.

It's okay. You can play with us.



AB  
9

LB  
5-7

1 1.10 Listen and follow. Listen and repeat. 2 Say and act out. 3 1.11 Listen and chant. 4 Watch.

Value: Showing concern

Structures: Are you new? Yes. It's okay. You can play with us.




Hello - Lesson 6

Values & Functional  
Language



## Explore with me

## Lesson 7







a b c d e f g h i j k l m n o p q r s t u v w x y z

1 Talk about the picture. 2 Find things beginning with the letters. 3 Listen and point. 4 Read and point.

Vocabulary: apple, ball, cat, cookie, dog, elephant, fox, foot, flower, grapes, hand, hat, insect, juice, kite, leg, mouse, orange, rabbit, sandwich, sun, table, umbrella, van, wheel, yogurt

Structures: Who's this? This is (Fifi).



# Show me

## Lesson 9



Who's this?

1



2



Rabbits can ...



3



4



## Show and Tell

## Lesson 10

irlanguage

This is my friend. She's a star kid.

Look! The eyes are circles.  
The mouth is a square.

AB  
13LB  
17-19

1 Choose shapes. 2 Glue and decorate to make a shape kid. 3 Show and tell.

Vocabulary: kid, arms, legs, eyes, ears, mouth, nose, shape, star, square, circle, triangle

Structures: This is my friend. He's/She's a (circle) kid. The (eyes) are (stars). The (mouth) is (a square).



# Unit 1

## How do we make pictures?

### Lesson 1







brush



pen



eraser

What's this?

It's a pink pen.




paper



glitter



paint



1 Point and say. 2 1.16 Listen and stick. 3 1.17 Listen and play the game.

Structures: It's a (blue) (pen). It's (red) (glitter). What's this?




## Read with me

## Lesson 3

## What A Mess!







1 1.19 Sing and do. Sing and play. 2 Follow and say.

**Vocabulary:** paint, brush, glitter, paper, pen, eraser

**Structure:** It's his/her pen.



## Say it with me

## Lesson 5



The **red** fox is on the rock.

The  is on the log.





# Follow me

## Lesson 6





## Explore with me

## Lesson 7

1



This picture uses crayon and paint. It's a fish.

3



This picture uses paper shapes. It's a **brown** dog.

2



This picture uses feathers. It's a gray bird.





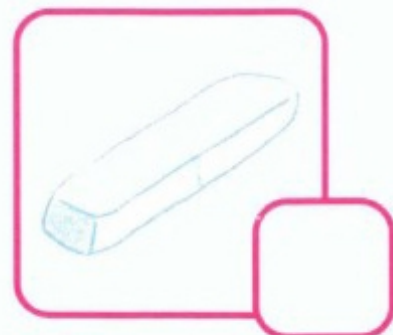

1 Talk about the picture. 2 Circle the materials May and Sam use. 3 1.24 Listen and sing. 4 Make your own picture.

**Value:** feathers, Art materials, Colors, Shapes  
**Structures:** I see (a bird). This picture uses (crayon).



# Show me

## Lesson 9





## Show and Tell

## Lesson 10



This is my square. It uses red paint, glitter, and shapes.



Look at our quilt. We're a team!



## Unit 1 How do we make pictures?

(page 115)

brush	pen	eraser
paper	glitter	paint



## Unit 1

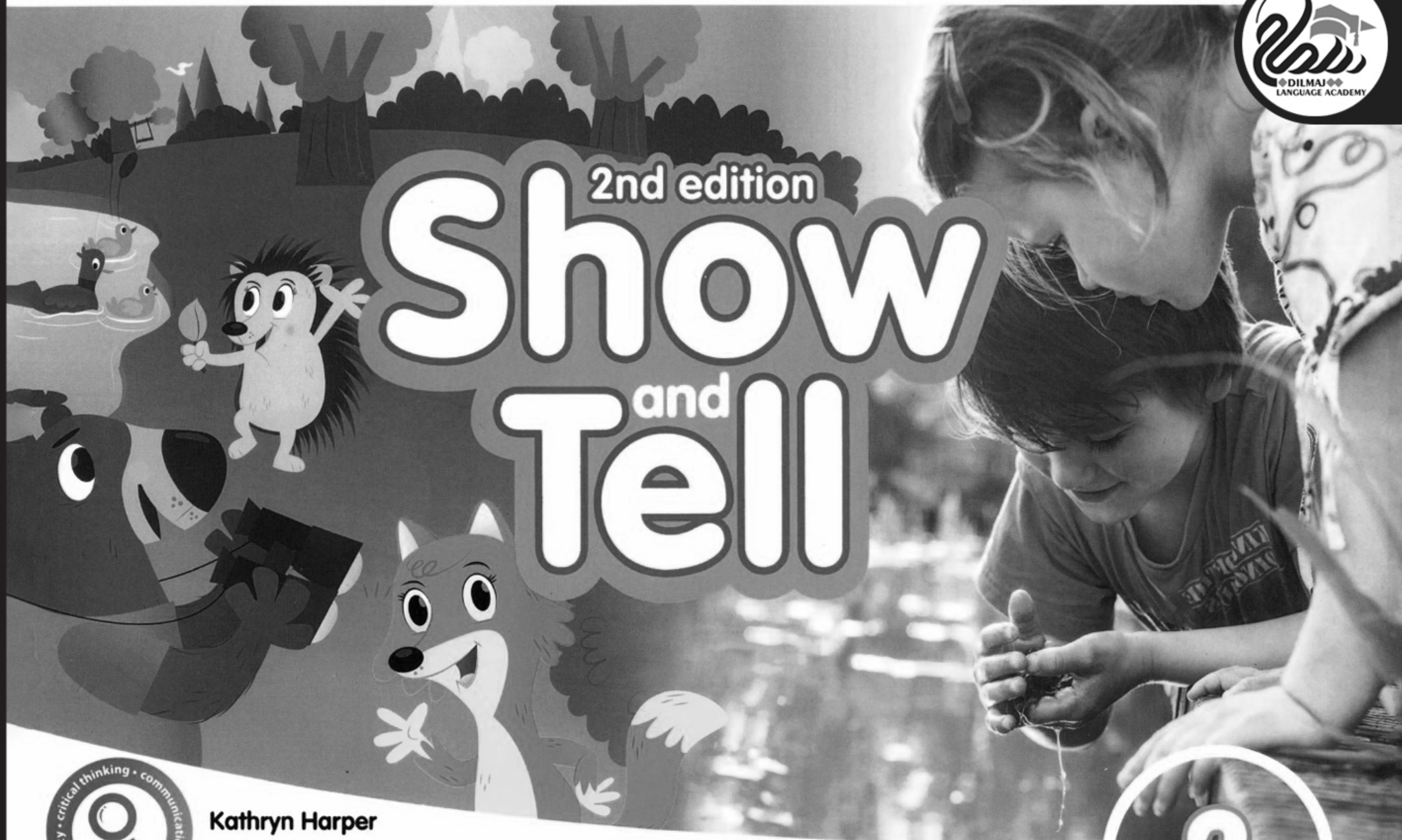
## How do we make pictures?











2nd edition

# Show and Tell



Kathryn Harper  
Gabby Pritchard  
Margaret Whitfield



# Scope and Sequence

Level 2

UNIT & BIG QUESTION	VOCABULARY	STRUCTURES	VALUE & FUNCTIONAL LANGUAGE	PHONICS	CLIL	SHOW AND TELL PROJECT
<b>Hello</b> <b>What can you say?</b>	May, Sam, Anna, Mom, Dad, Bird, friend, teacher, hello, bye; pencil, crayon, book, boat, teddy bear, ball, car, train, duck, hat; jump, fly, crawl, swim; bird, fish, rabbit, spider; flowers, hill, tree, lake; eyes, ears, mouth, nose, legs, arms; shape, star, square, circle, triangle; kid Colors, Numbers, Alphabet	I'm (Sam). I'm (4). This is (Sarah). Who's he/she? He's (Sam)/She's (May). I see (4) (balls). What's this? It's a (crayon). (Rabbits) can (jump). Who's this? This is (Fifi). He's/She's a (circle) kid. The (eyes) are (circles). The (mouth) is (a square).	<b>Showing concern:</b> Are you new? Yes. It's okay. You can play with us.	<b>The alphabet, CVC review</b>		<b>Making a Shape Kids display</b>
<b>Unit 1</b> <b>How do we make pictures?</b>	pen, brush, eraser, paper, glitter, paint; black, white, idea, next, team; rock, gray, brown	(4) (books). What's this? It's an (eraser). It's a (blue) (pen). It's (red) (glitter). It's his/her (turn). It's my/your (idea). This picture uses (crayon). This picture uses (orange) (paint).	<b>Being polite:</b> Please pass the (yellow) (pen). Here you are. Thank you.	<b>ck digraph</b> rock <b>CVC review</b> fox, log	<b>Art:</b> Picture-making techniques	<b>Making a quilt from decorated paper squares</b>
<b>Unit 2</b> <b>What can you do in the park?</b>	climb, catch, build, walk, run, kick; quickly, slowly, great job, under; skip, monkey bars, rectangle, sandbox	I can/can't (climb). Can you (climb)? Can he/she (kick)? Yes, he/she can. No, he/she can't. He/She/It can/can't (run). Do you see the (yellow) (circle)? How many? Count with me.	<b>Lining up:</b> Line up. Wait your turn. That's better.	<b>s blends</b> (sk, sp, st, sw) skip, spin, stop, swim <b>CVC review</b>	<b>Math:</b> Shape recognition	<b>Creating and performing an exercise routine</b>
<b>Unit 3</b> <b>Who makes you happy?</b>	happy, sad, tired, lively, hungry, thirsty; grandma, grandpa, brothers, sisters, surprise, honey cake, happy birthday; egg, dolphin, penguin, tiger	He's/She's (tired). How do you feel today? I'm (happy). We're (hungry). They're here. The (mom) looks after the baby. These are (penguins). This is (mom). I love my (mom). (She) looks after me. (She) makes me happy.	<b>Being careful:</b> Be careful. I'm really sorry. It's alright. It's an accident.	<b>r blends</b> (tr, fr, dr) truck, frog, drum <b>CVC review</b>	<b>Science:</b> Animal families	<b>Making family pictures</b>
<b>Review 1 Story:</b> <b>The Puppet</b>	puppet, fairy, talk, lie, good, bad, house		<b>Telling the truth:</b> Be good. Don't lie.			
<b>Unit 4</b> <b>What happens when it's windy?</b>	sunny, rainy, windy, snowy, hot, cold; warm, cloudy, wet, dry, boots; pool, mud puddle; Sunday, Monday, Tuesday, Wednesday, Thursday, Friday, Saturday	What's the weather like today? It's (sunny). I'm (wet). I'm not (wet). Stop it. What day is it? It's (Sunday).	<b>Respecting elders:</b> Good job! We can (go outside) now.	<b>l blends</b> (sl, fl) sled, slide, slip flip, fly <b>CVC review</b>	<b>Math, Science:</b> Understanding information in a table	<b>Making a Sunny Balloon Display</b>




UNIT & BIG QUESTION	VOCABULARY	STRUCTURES	VALUE & FUNCTIONAL LANGUAGE	PHONICS	CLIL	SHOW AND TELL PROJECT
<b>Unit 5</b> <b>What's in your house?</b>	kitchen, living room, bedroom, bathroom, yard, balcony; sofa, bed, bath; duck, little; Numbers 11–15	Who's in the (bathroom)? (Sara)'s in the (bathroom). <i>in, on, under</i> <i>Where's (my duck)? It's behind (the sofa). It's next to (the bed).</i> Where's number (eleven)? It's (above) (the door). What's the number on your door? This is our/my ... The (blue) (sofa) is (next to) ...	<b>Helping at home:</b> Let's put the (toys) in the (drawers). Now it's clean and neat. <i>Good job!</i>	<b>sh digraph</b> ship, shell, shelf, fish	<b>Math:</b> <b>Counting and sequencing numbers to 15</b>	<b>Making a model of a living room and its furniture</b>
<b>Unit 6</b> <b>What happens in the garden?</b>	dig, plant, water, pick, wash, eat, hole; delicious, potatoes, beans, pumpkins, soup, grow, cook, stir, chop; bee, hive, queen, worker, food; hopscotch	What are you doing? I'm (digging a hole). We're (making soup). Can I have some (honey)? There's (1 queen bee). There are (lots of worker bees). There are (8) (blue) (flowers). We're (watering) (the beans). (Beans) are good for you.	<b>Eating healthily:</b> Fruit and vegetables are good for you. Try one.	<b>ch digraph</b> lunch, bunch, chop	<b>Science:</b> <b>Honey bees</b>	Growing beans
<b>Review 2 story:</b> <b>The Enormous Carrot</b>	enormous, farmer, wife, every, little, pull (it up), everyone		<b>Working together,</b> <b>Offering politely:</b> Would you like some carrot soup? Yes, please.			
<b>Unit 7</b> <b>What do farm animals do?</b>	cow, horse, sheep, goat, donkey, chicken; funny, cute, drink, say, do; grass, farm; Numbers 16–20	<i>How many (sheep)? do you see? There are (6 sheep).</i> <i>I have (a chicken). He/She has (chickens).</i> What does a (goat) do? It (drinks) (water). What do (the animals) do? The (horses) (eat) (grass). They have (15) (black) (cows). One more (cow). <i>How many (now)? We have (horses) on our farm.</i>	<b>Respecting nature:</b> Don't litter. It's bad for (the ducks).	<b>th digraph</b> (unvoiced) thin, thick	<b>Math:</b> <b>Counting numbers to 20</b> <b>Adding one more</b>	<b>Making a model farm and Clothes Peg Animals</b>
<b>Unit 8</b> <b>What do you wear when it's hot?</b>	jacket, skirt, T-shirt, pants, shorts, sandals; sweater, dirty, washing machine, milkshake, put in; spring, summer, fall, winter, scarf	I'm wearing (a green jacket). I'm wearing (red pants). Push the button. Put your clothes in the washing machine. It's (spring). He's/She's wearing (a scarf). What do you wear in the (spring)?.	<b>Keeping clean:</b> You need to keep clean. You need to wear an apron.	<b>th digraph</b> (voiced) this, these, that, clothes	<b>Social Science:</b> <b>clothing for different seasons and weather</b>	<b>Making paper clothes for a seasons poster</b>
<b>Unit 9</b> <b>What do our senses tell us?</b>	sound, feel, look, smell, taste; loud, beautiful, stick, popcorn, snow; quiet, <i>soft, hard</i> ; music, <i>rain</i> ; shaker, coconuts, sand, wind	How does it (taste)? It (tastes) good/bad. How does it (feel)? It feels (soft). It's (hard). This music sounds like (a train). What does it sound like?	<b>Listening to others:</b> I can't hear you. We need to listen to others. <i>Be quiet, please!</i>	<b>ng digraph</b> bang, gong, sing, song, strong, along	<b>Music:</b> <b>Listening to and creating everyday sounds in music</b>	<b>Making a Senses Experiment Area</b>
<b>Review 3 story:</b> <b>Gray Baby Duck</b>	swan, ugly, lay eggs, come back, pond	He's good at swimming.	<b>Complimenting:</b> You're beautiful. You're beautiful, too. He's good at swimming.			
<b>The Show and Tell Show</b> <b>It's a Wrap!</b>	Units 1–9	Units 1–9				



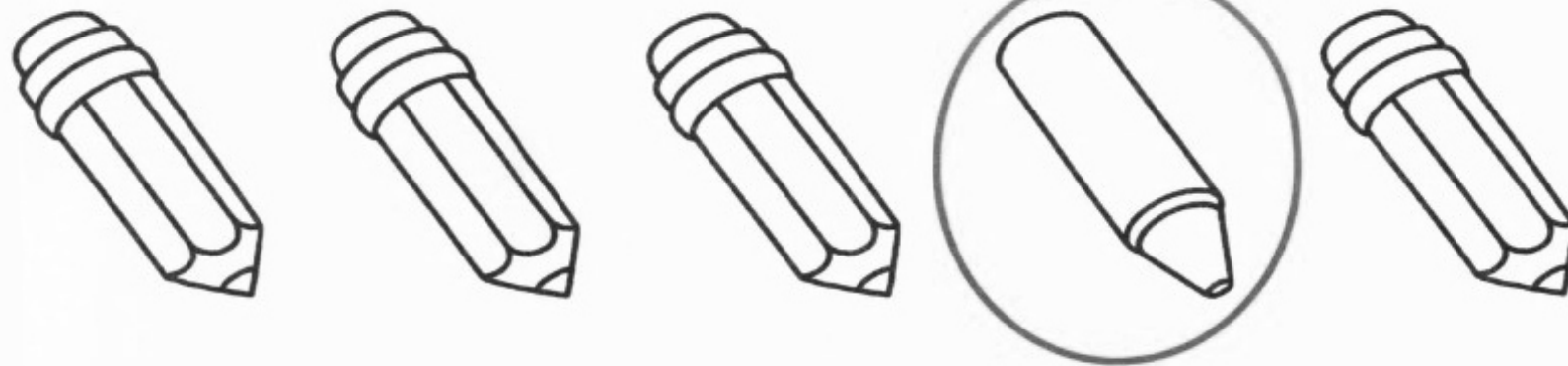
Hello

What can you say?

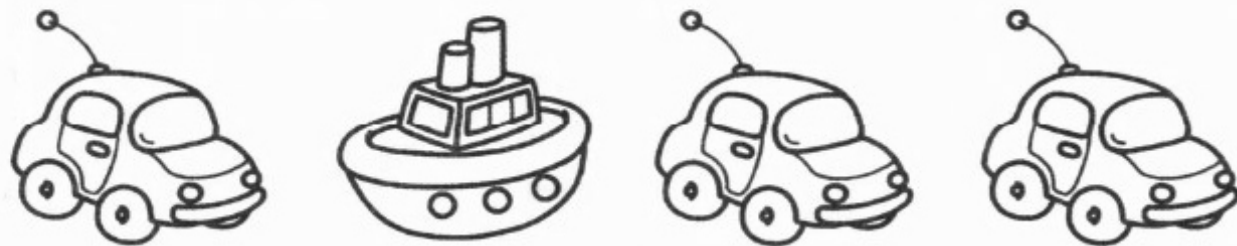
Lesson 1

**Sam****May****Anna**






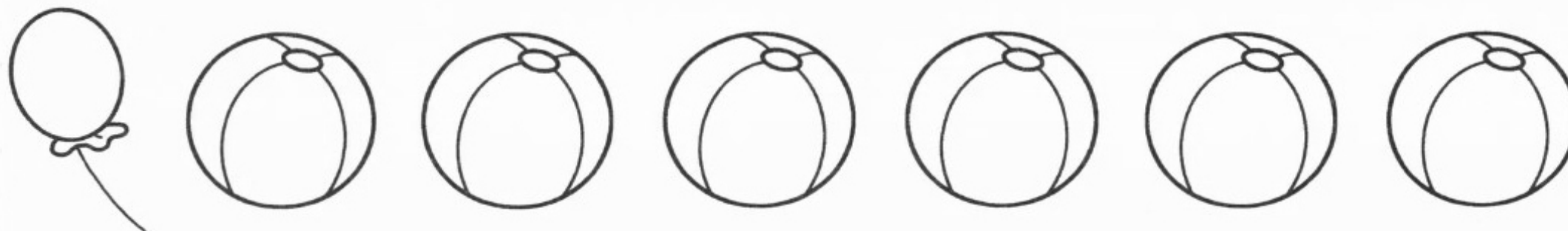
4 2



4 3



5 4



4 6


1 Circle. Count and trace.

Vocabulary: pencil, crayon, car, boat, cat, rabbit, balloon, ball










## Read with me

## Lesson 3







1 Match and say.

Vocabulary: spiders, birds, rabbits, fish, crawl, fly, jump, swim

Structure: (Spiders) can (crawl).



## Say it with me

## Lesson 5



C c

F f

B b

J j

H h

A a

E e

P p

T t


O o

U u



W w

K k

S s







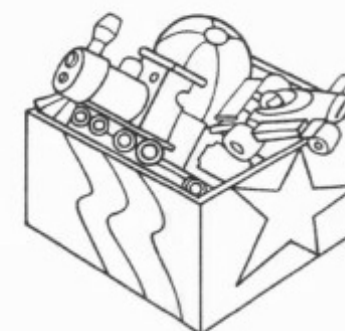
1 Trace the pictures. Draw ☺ or ☹.

Value: Showing concern




## Explore with me

## Lesson 7







b




d




c



r



t



v



f



Fifi's Challenge

This is a \_\_\_\_at.



1 Match and say.

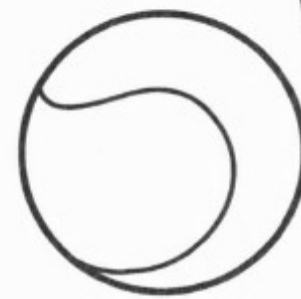

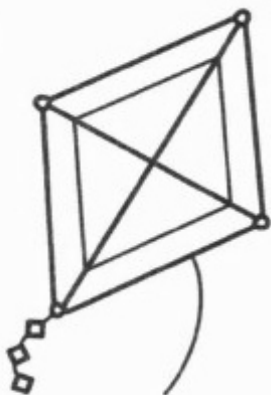
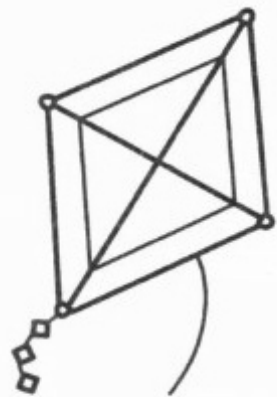
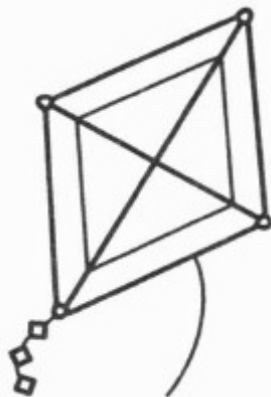
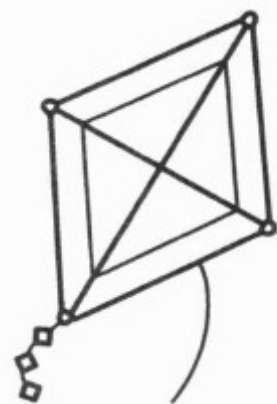


Vocabulary: ball, dog, car, rabbit, table, van, flowers

Structure: This is a (ball).



# Show me

## Lesson 9



2

3

4

5

















5

6

5

3





1 What's next? Look and draw.




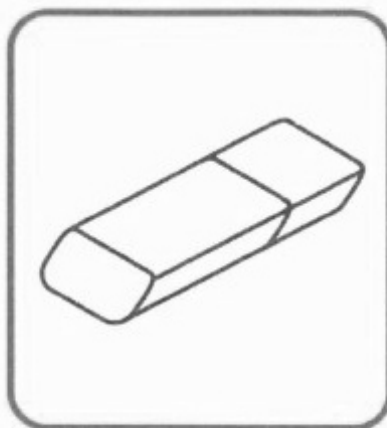
Vocabulary: square, circle, star, triangle



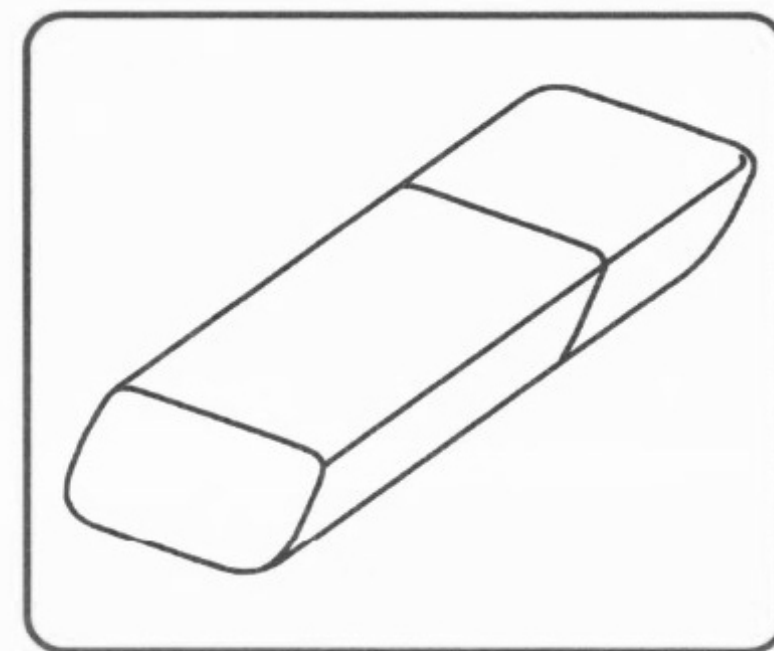

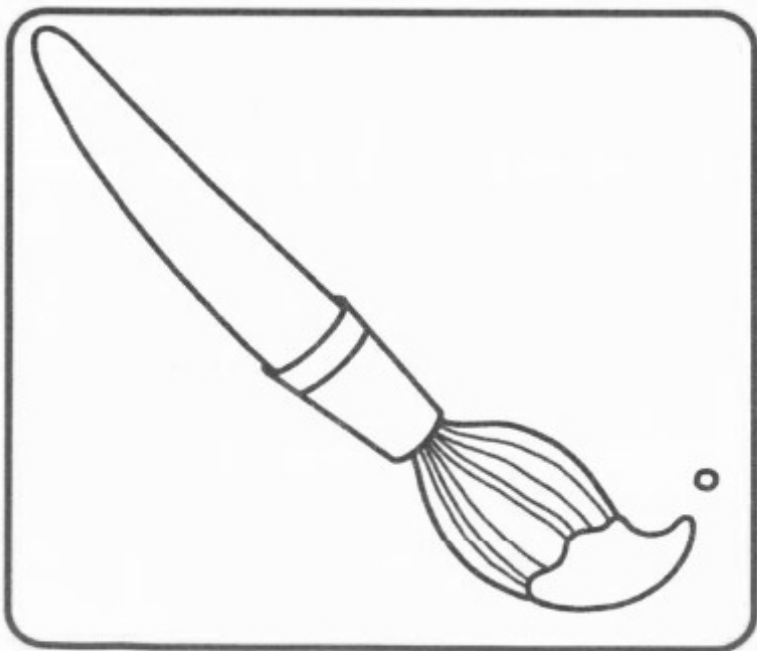
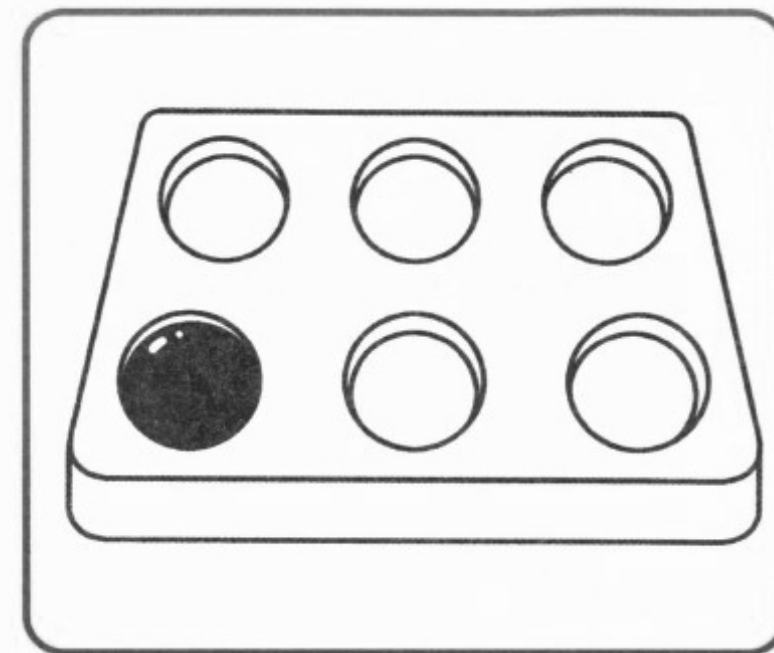
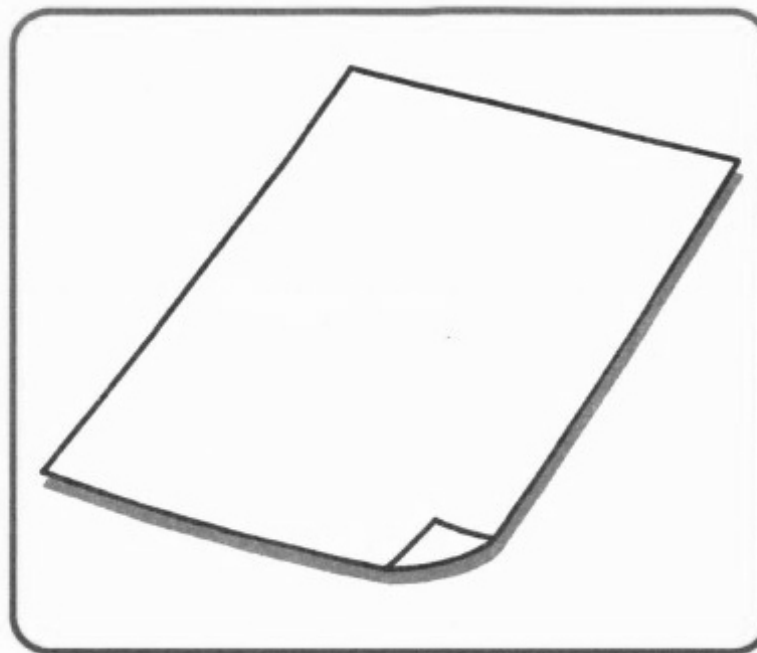

# Unit 1

## How do we make pictures?

### Lesson 1







1 Color and say.

Vocabulary: glitter, paper, paint, brush, pen, eraser, Colors

Structures: What's this? It's (green) (glitter). It's a (pink) (paintbrush).

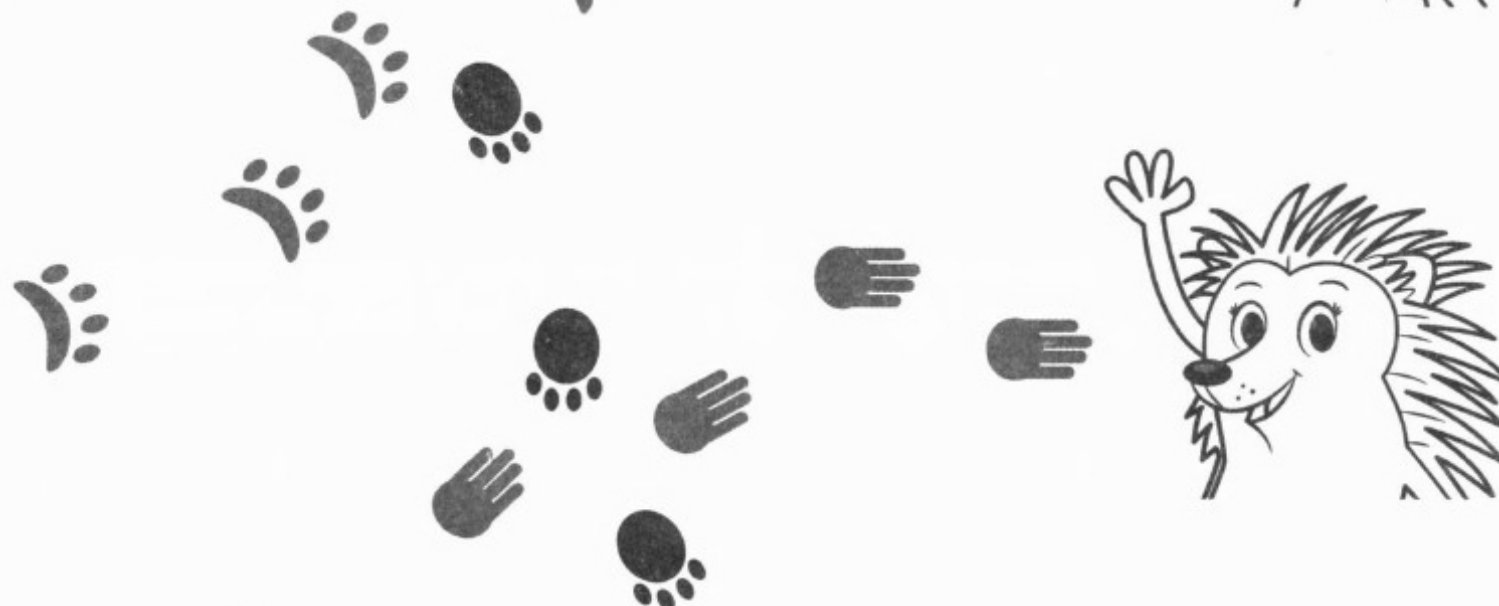


## Read with me

## Lesson 3



Fifi


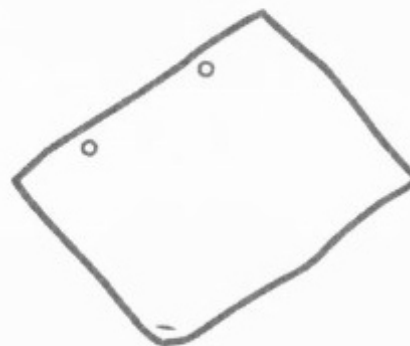
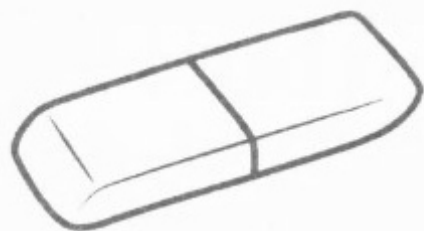


Prickly



Benny





1 What's missing? Trace and match. Say.

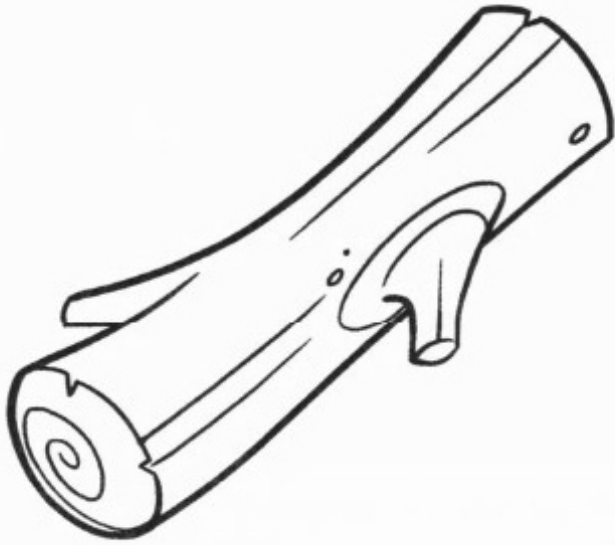
Vocabulary: paint, brush, paper, glitter, pen, eraser

Structure: It's his/her (pen).



## Say it with me

## Lesson 5




fox

log



log


rock



rock

fox








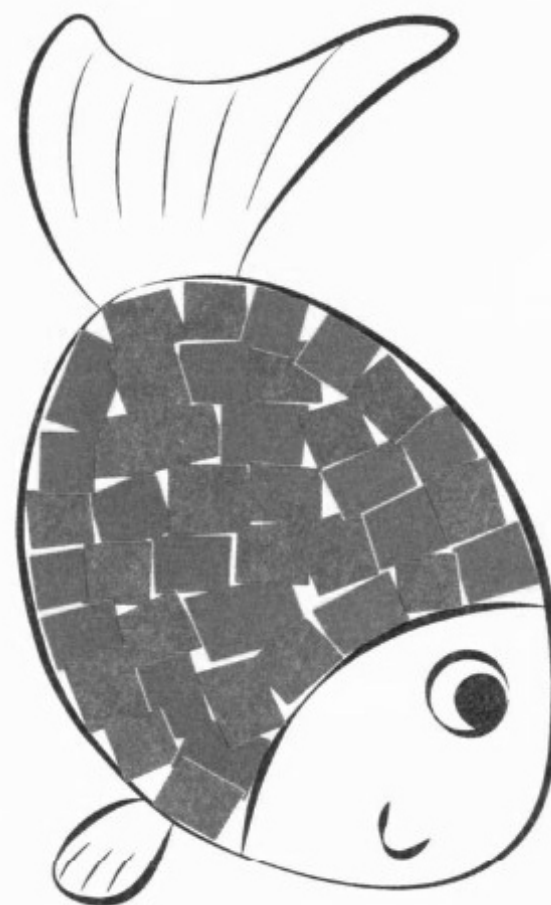

1 Color the correct picture. Draw ☺ or ☹.

Value: Being polite

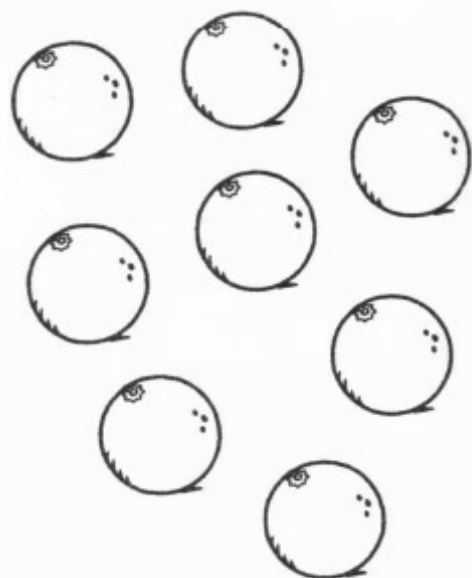


## Explore with me


## Lesson 7









6 8



4 3



7 5



6 7



## Fifi's Challenge



gray

1 Count and trace.

Vocabulary: balls, elephants, dogs, cats, Numbers

Unit 1 - Lesson 8


Critical Thinking

21

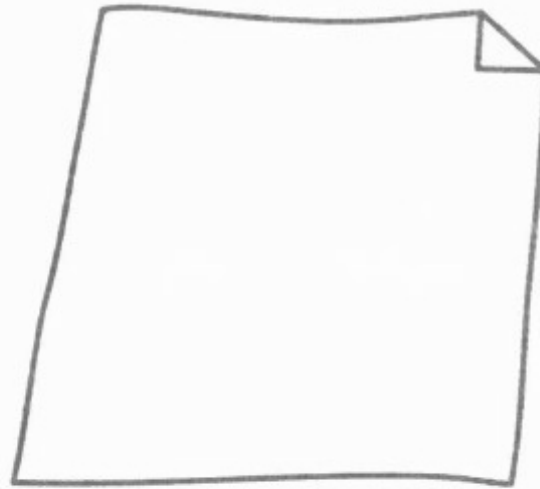


## Show me

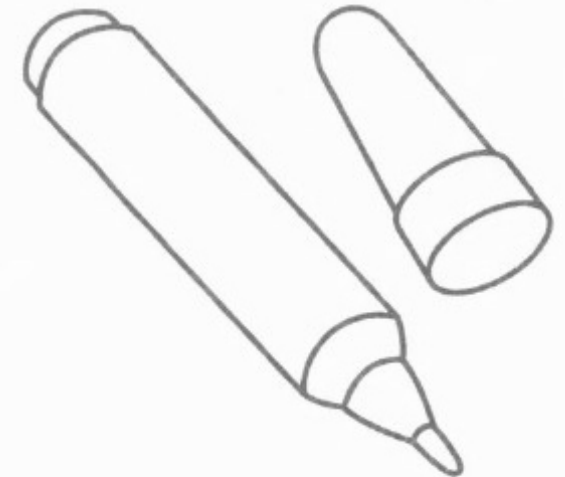
## Lesson 9



green paint



red paper



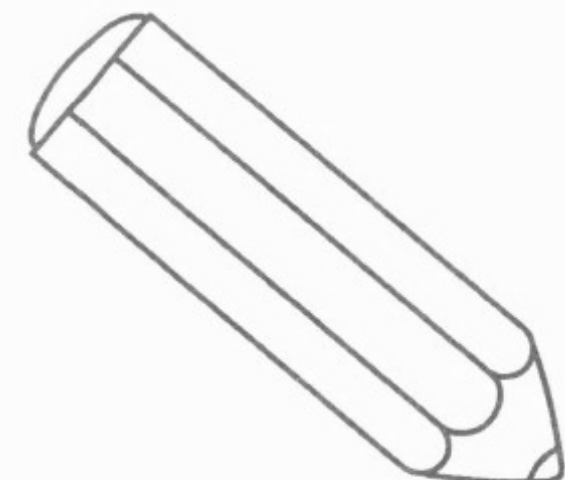
black pen



blue glitter





pink brush



gray pencil





1 Make a picture of a quilt. Draw and color.

Vocabulary: feathers, paper, paint, crayon, glitter

Structure: This picture uses (feathers) and (glitter).









o

2nd edition  
**Show**and  
**Tell****Literacy**

a

s

r

h

v

f

c

e



Kathryn Harper  
Gabby Pritchard  
Margaret Whitfield

2








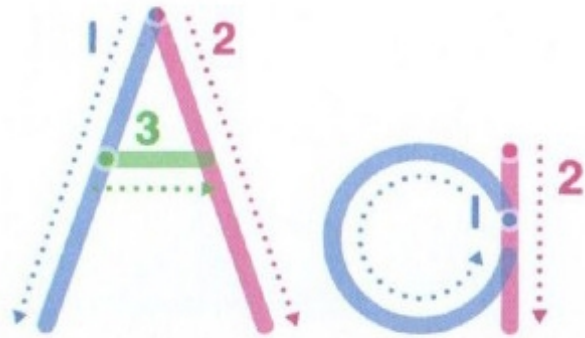
# Scope and Sequence

Level 2

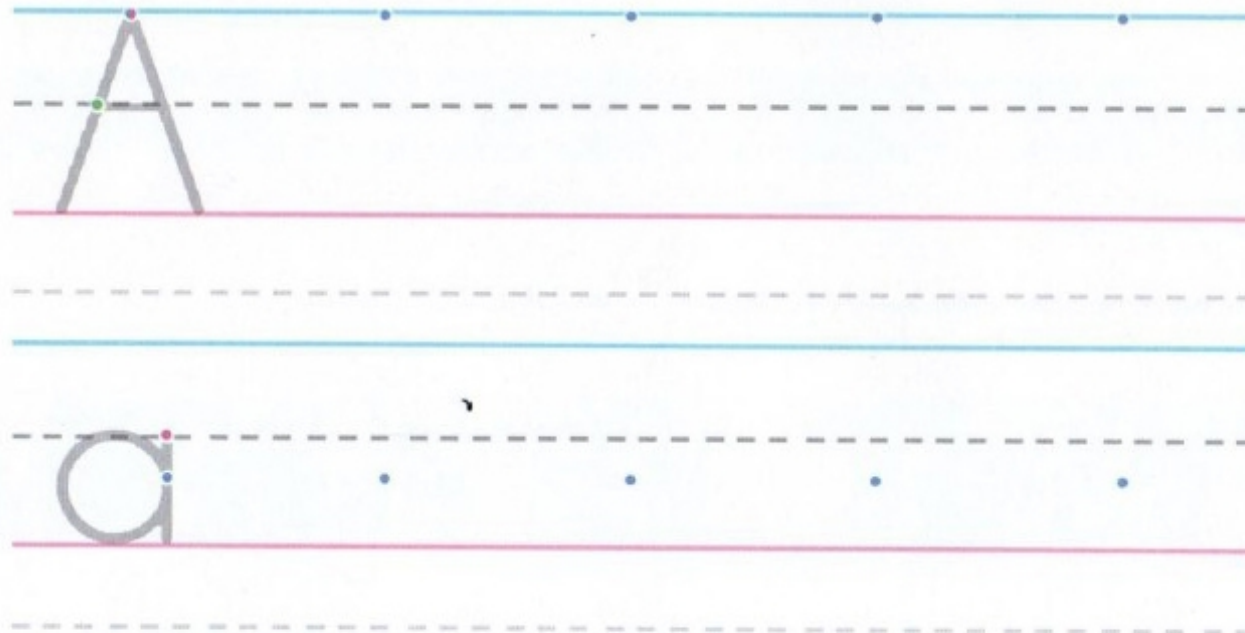
UNIT	SOUND(S)	DECODABLE WORDS	OTHER WORDS	SIGHT WORDS
<b>Hello</b>	a b c d e f g h i j k l m n o p q r s t u v w x y z	dog, man, can, mom, pan, map, rod, cap, red, pen, nut, bus, ten, sad, wax, wag, win, web, fox, vet, mix, six, jug, fan, hen, rug, log, bat	apple, ant, arrow, bus, ball, bed, cat, cap, cup, dog, doll, door, elephant, egg, elbow, fish, foot, five, goat, gate, girl, hat, hand, hoop, insect, igloo, ink, juice, jump, jacket, kite, king, key, leg, lion, light, mouth, milk, mouse, nose, nut, nest, octopus, ox, olive, pencil, pizza, panda, quilt, queen, question, rabbit, rice, robot, sun, soap, seed, table, tomato, tiger, umbrella, up, underwear, van, violin, vest, wheel, window, water, fox, box, six, yogurt, yoyo, yellow, zoo, zebra, zipper	
<b>Unit 1</b>	c, k, ck	cat, cup, sock, neck, cot, kid, duck, kick, rock, back, lick fig, rat, bed	kite, key	the, is, on, it's, a, can
<b>Unit 2</b>	sw, st, sk, sp	swim, stop, skip, spin, stack Pip, Jack, Lin	swing, star, skunk, spider	can, on, her, what, you, do
<b>Unit 3</b>	tr, fr, dr, cr	truck, frog, drum, dress, crab, track, drop, drip pond, hop, skip	train, friends, crayon, crawl, fruit	in, the, on, I
<b>Unit 4</b>	sl, bl, fl, cl	sled, black, flag, clock, slug, flap, clap, slip, block, cluck red, hen, pot, wind, tick-tock	slide, blue, flower, cloud, fly	the, is, on, in
<b>Unit 5</b>	sh	brush, trash, shopping, shed, dish, fish, shell, ship, flash, shelf, crash, smash sun, dog, eggs, bad	shoe, sheep, shark, starfish	at, the, this, is, my, on
<b>Unit 6</b>	ch	ostrich, branch, chin, chest, bench, check, lunch, chick shop, robin, red, six, nest, bugs, get, big	children, cheese, chair, torch	the, has, a, she, in, her, have, for
<b>Unit 7</b>	th (unvoiced)	bath, moth, math, think, cloth, path, thick, thin sick, shelf, sink	three, think, thorn, teeth chair, hair	a, on, the, in, my, I
<b>Unit 8</b>	th (voiced)	this, that, with den, thin, man, hat, thinks, sun, hot, big, wet, splash, sad, get, bus	clothes, mother, father, feather, these, the, Heather, brothers, they, weather	the, is, these, are, her, they, she
<b>Unit 9</b>	ng	ring, king, hang, bang, strong, gong, long, wing, sing, along, song, thing with, hop, skip, run, track, kick, swim, back, drum, lots, fun, but, best		it, me, yes, I, and, on, the, a, my, of, is




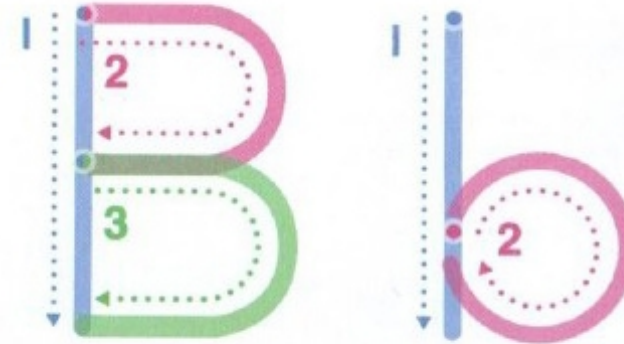
1  1.01 Listen and point. 2 Listen and repeat. Trace.



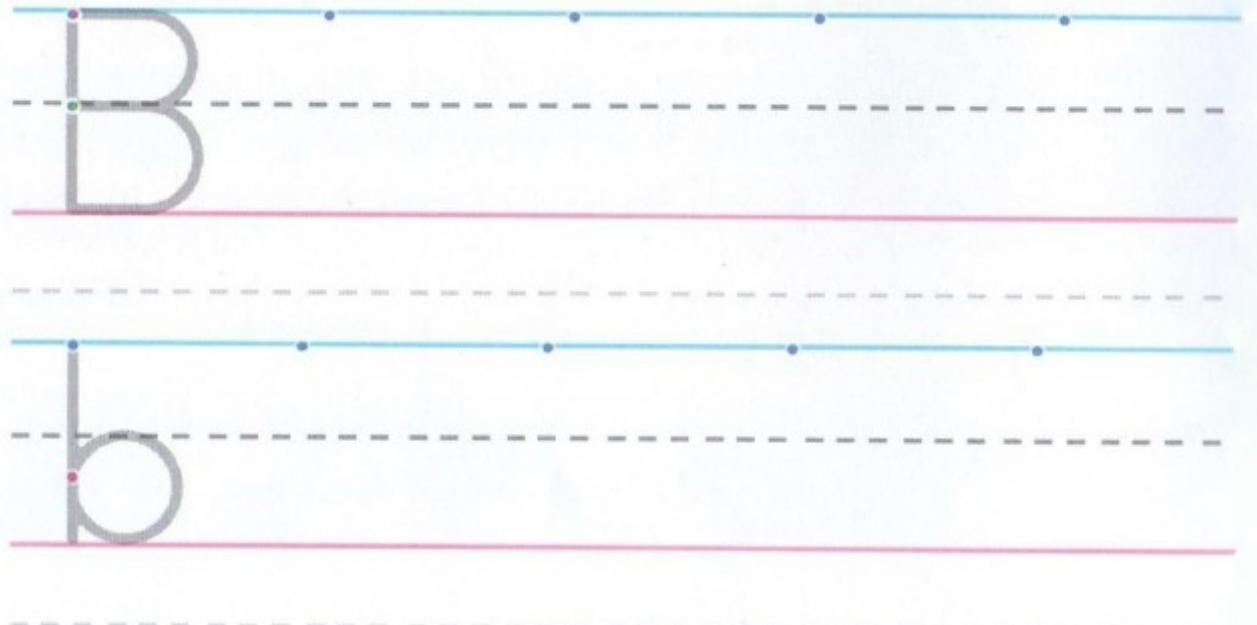
3 Trace, write, and say.



4  1.02 Listen and point. 5 Listen and repeat. Trace.



6 Trace, write, and say.






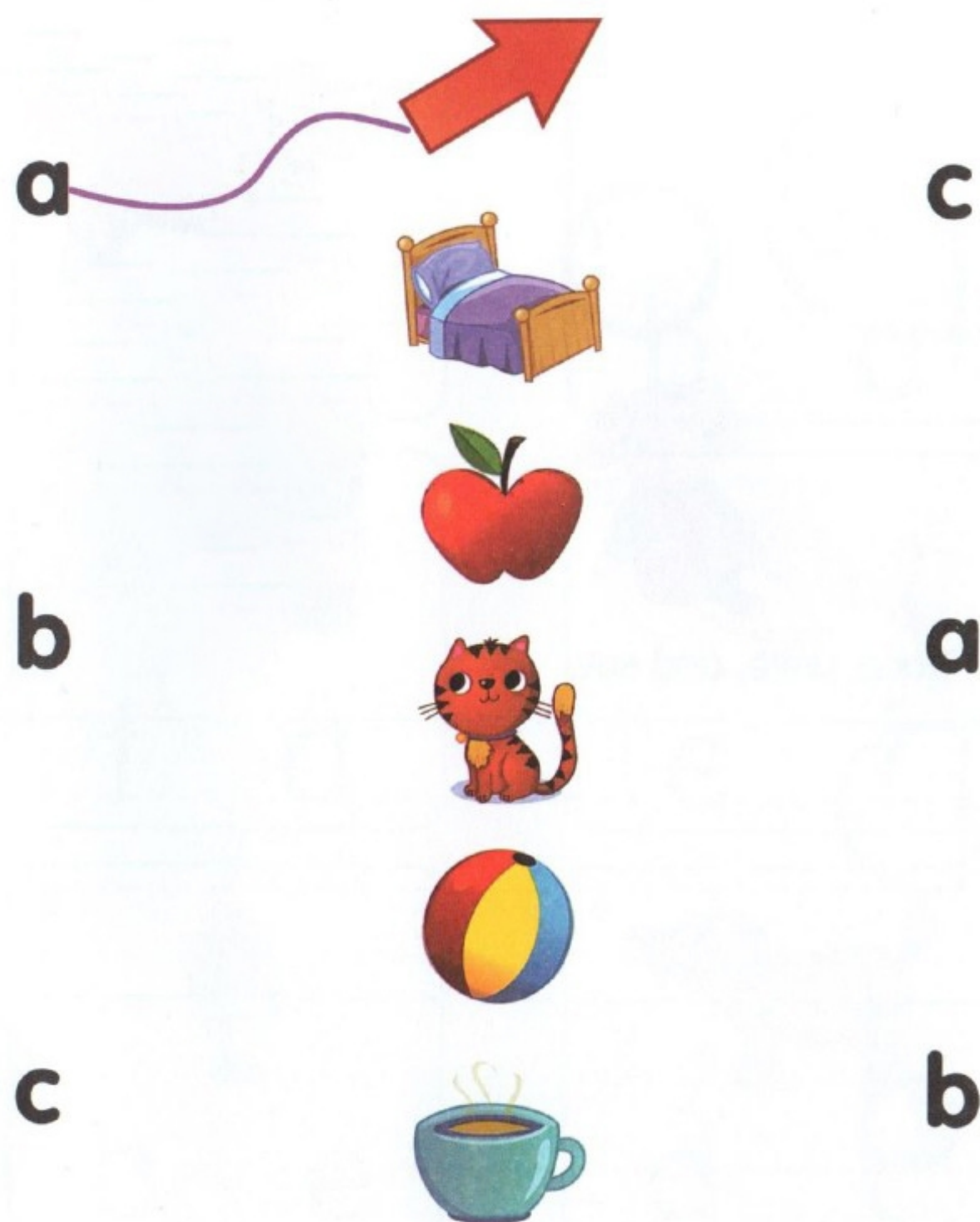
1  1.03 Listen and point. 2 Listen and repeat. Trace.



3 Trace, write and say.




4 Match and say.

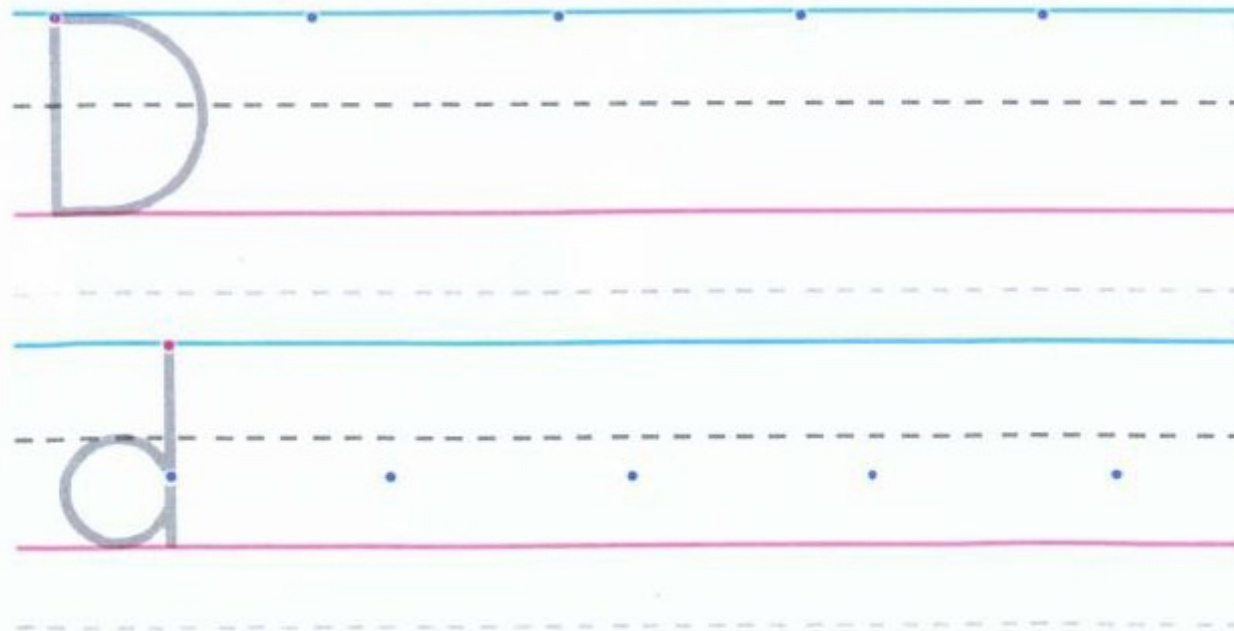





1  1.04 Listen and point. 2 Listen and repeat. Trace.



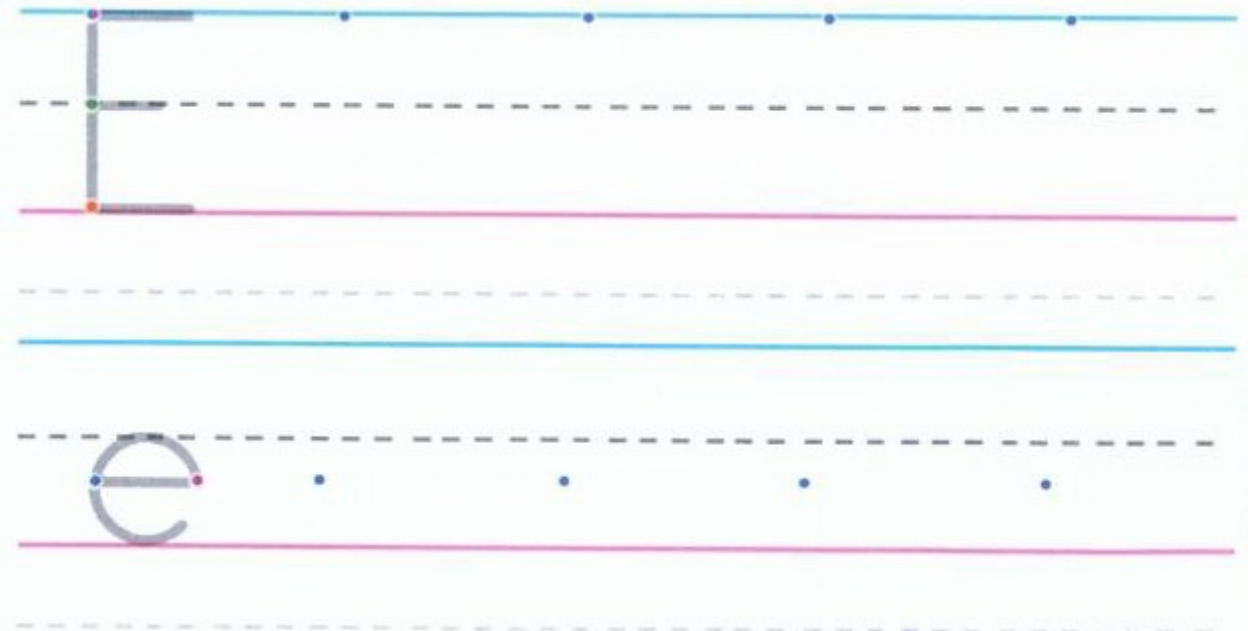
3 Trace, write, and say.



4  1.05 Listen and point. 5 Listen and repeat. Trace.




6 Trace, write, and say.

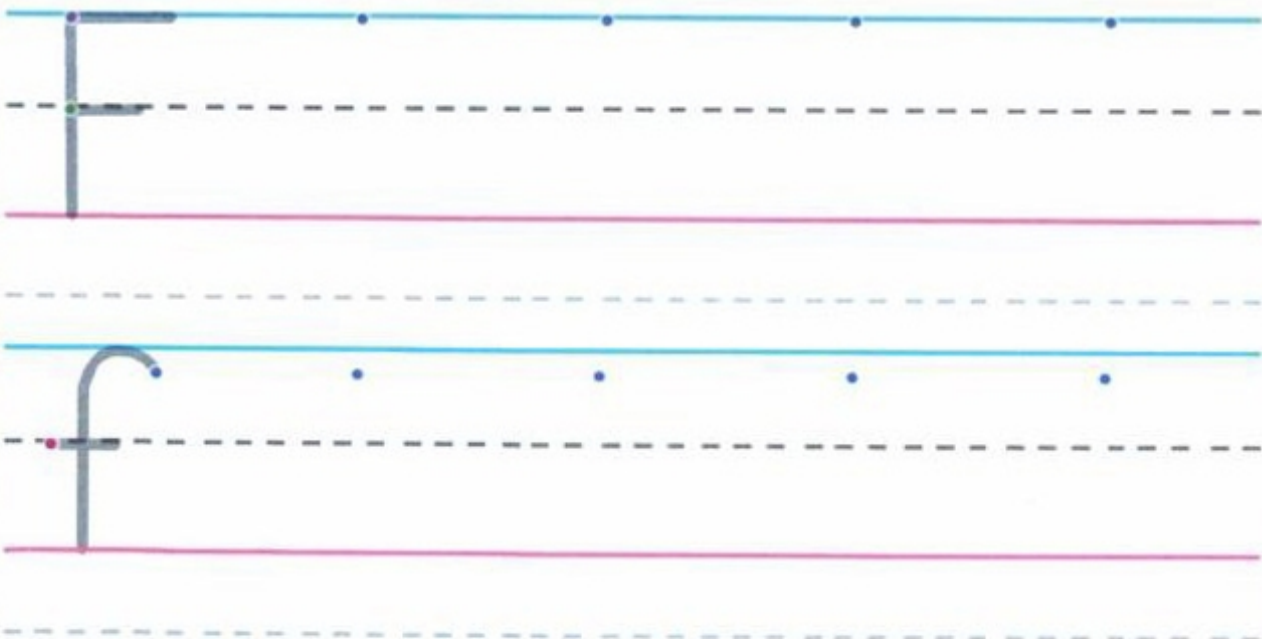









1  1.06 Listen and point. 2 Listen and repeat. Trace.



3 Trace, write and say.



4  1.07 Listen and trace the correct letter.







1  1.08 Listen and point. 2 Listen and repeat. Trace.



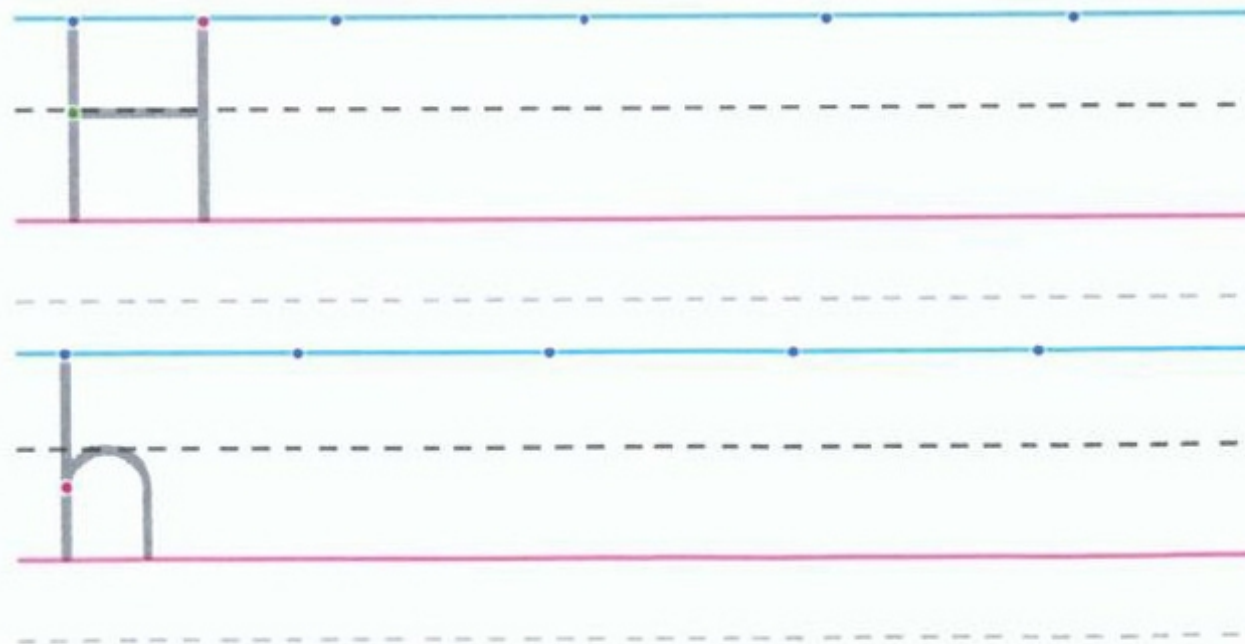
3 Trace, write, and say.



4  1.09 Listen and point. 5 Listen and repeat. Trace.



6 Trace, write, and say.

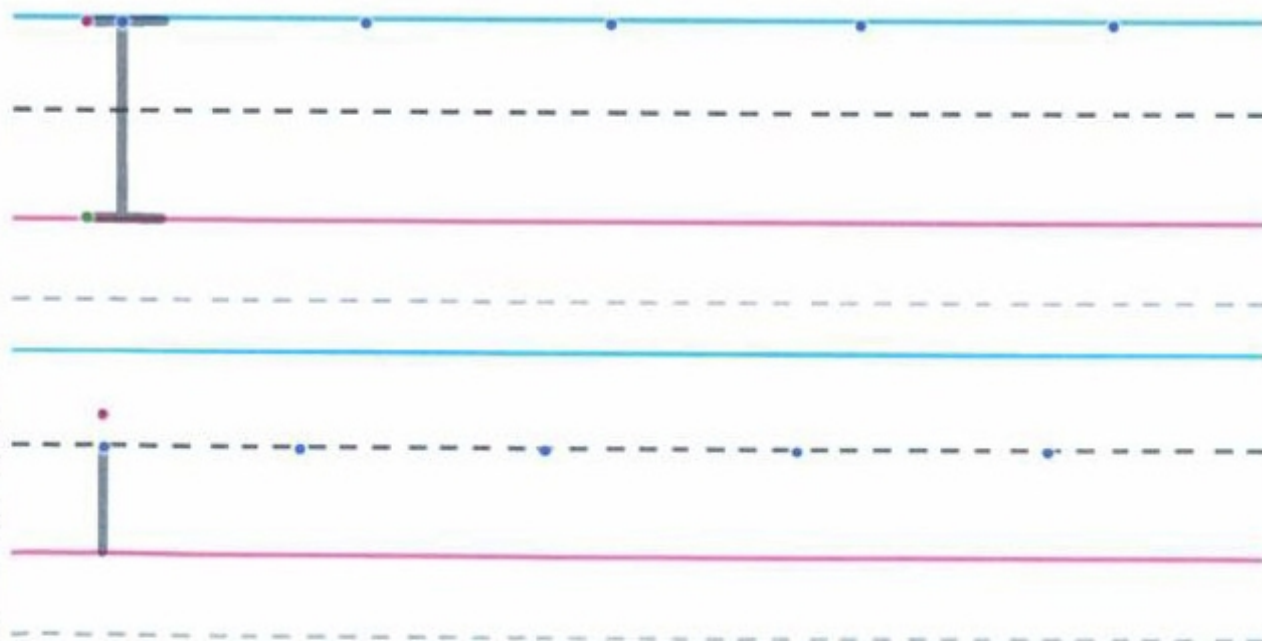




1  1.10 Listen and point. 2 Listen and repeat. Trace.



3 Trace, write and say.



4 Circle the correct picture.

g



i



i



h



g





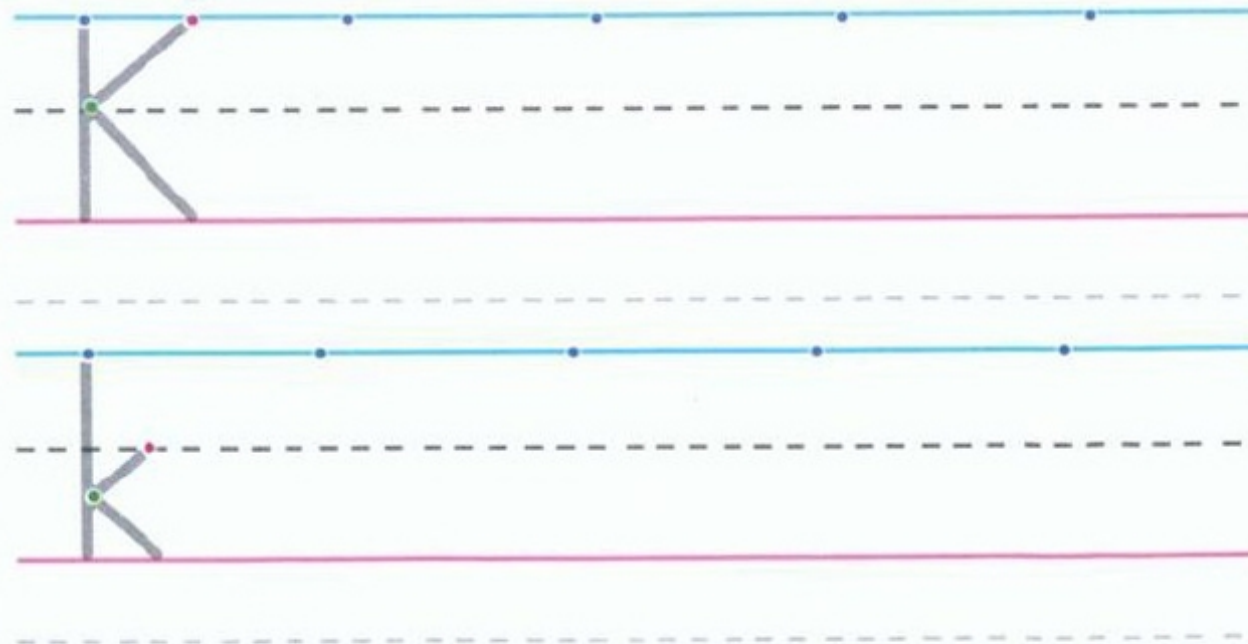
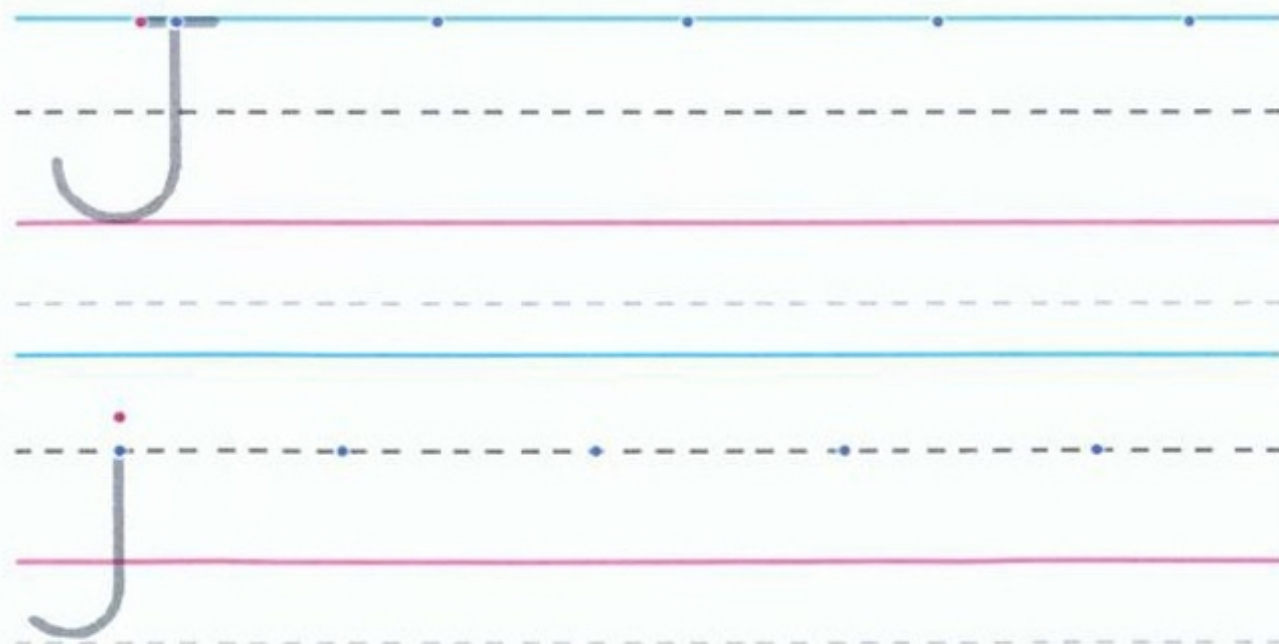
1  1.11 Listen and point. 2 Listen and repeat. Trace.



4  1.12 Listen and point. 5 Listen and repeat. Trace.




6 Trace, write, and say.





1  1.13 Listen and point. 2 Listen and repeat. Trace.



3 Trace, write and say.



4  1.14 Listen and trace the correct letters.

1



k l

2



g j

3



l h

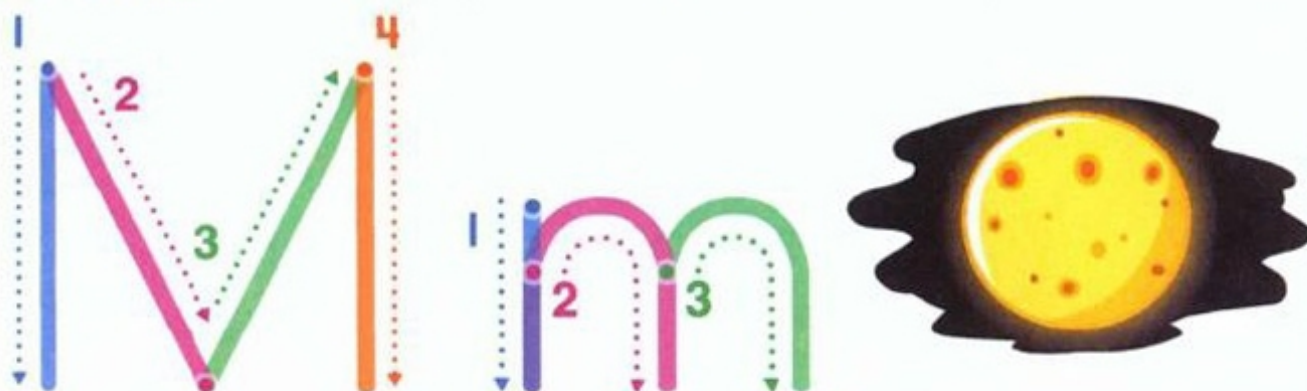
4



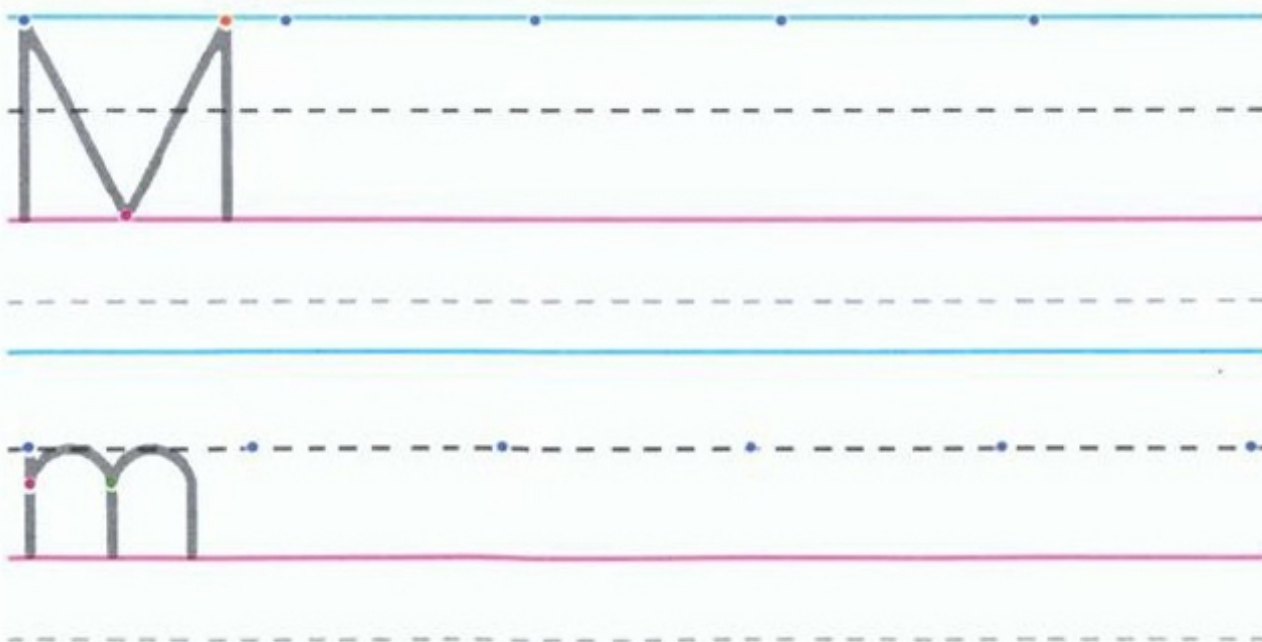
k j



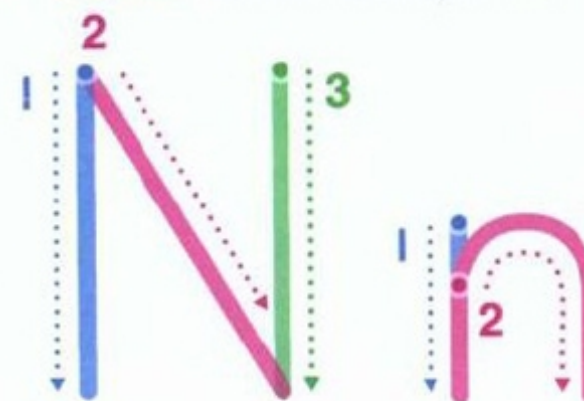
1  1.15 Listen and point. 2 Listen and repeat. Trace.



3 Trace, write, and say.



4  1.16 Listen and point. 5 Listen and repeat. Trace.



6 Trace, write, and say.






1  1.17 Listen and point. 2 Listen and repeat. Trace.



3 Trace, write and say.

4  1.18 Listen, read, and match.

1		•	• dog
2		•	• mom
3		•	• can
4		•	• man



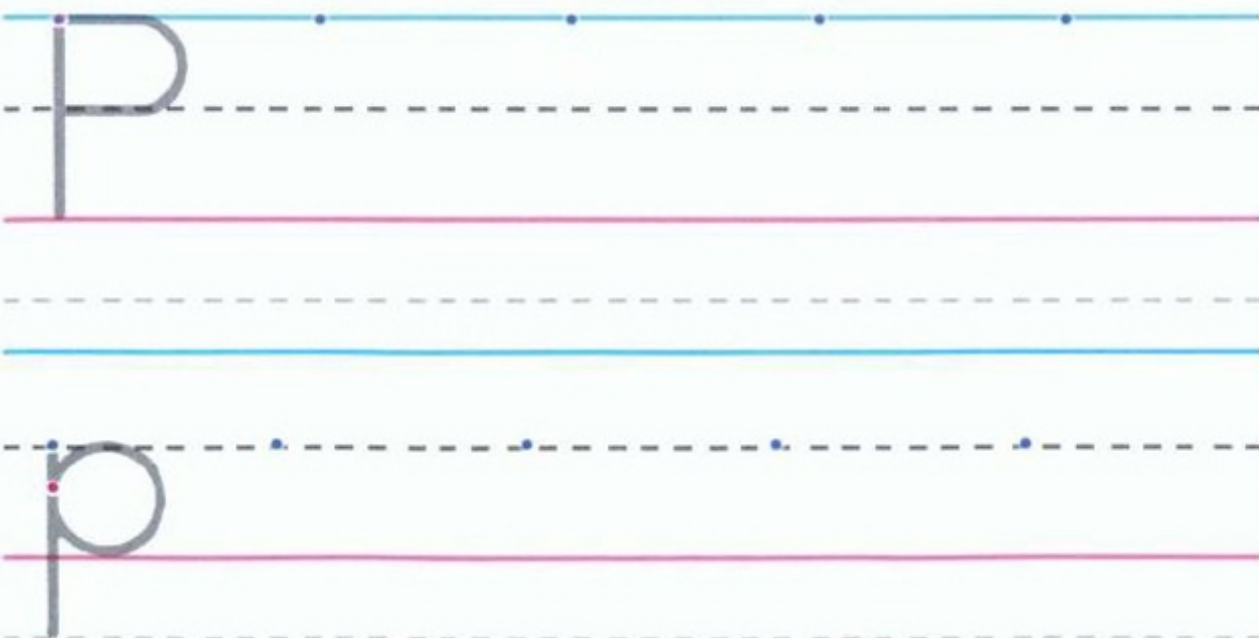
1  1.19 Listen and point. 2 Listen and repeat. Trace.



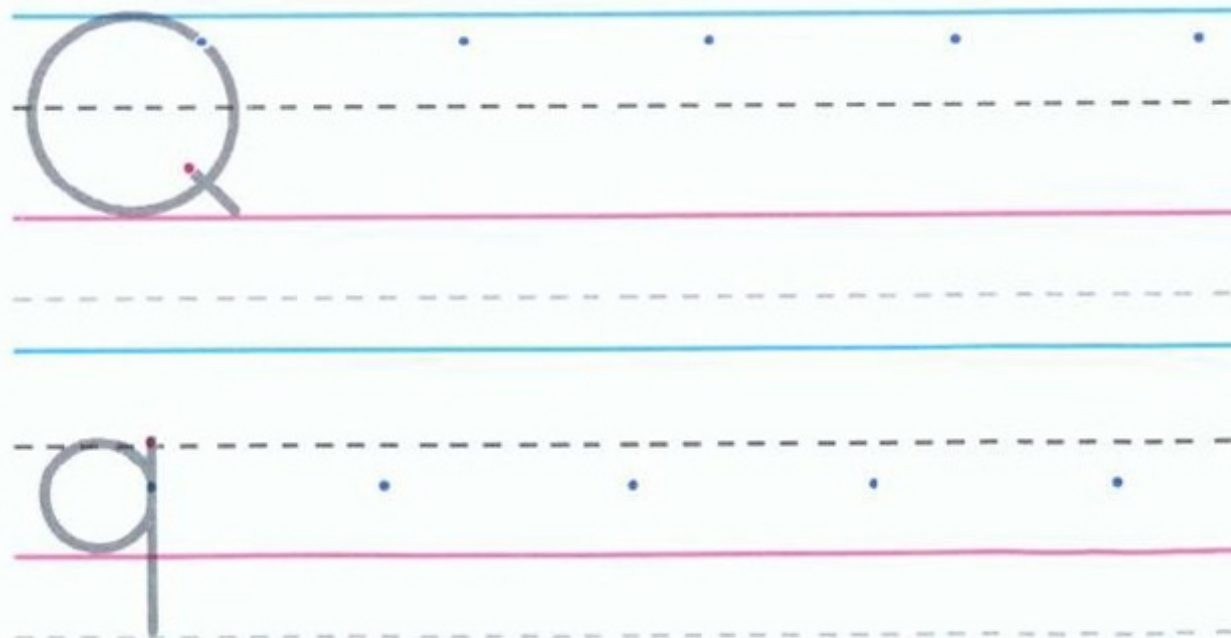
4  1.20 Listen and point. 5 Listen and repeat. Trace.



3 Trace, write, and say.




6 Trace, write, and say.





1  1.21 Listen and point. 2 Listen and repeat. Trace.



3 Trace, write and say.



4  1.22 Listen, read, and circle.



pan

map



dog

rod



pan

cap



red

pen



1 1.23 Listen and point. 2 Listen and repeat. Trace.

S s



3 Trace, write, and say.

S s

4 1.24 Listen and point. 5 Listen and repeat. Trace.

T

t




6 Trace, write, and say.

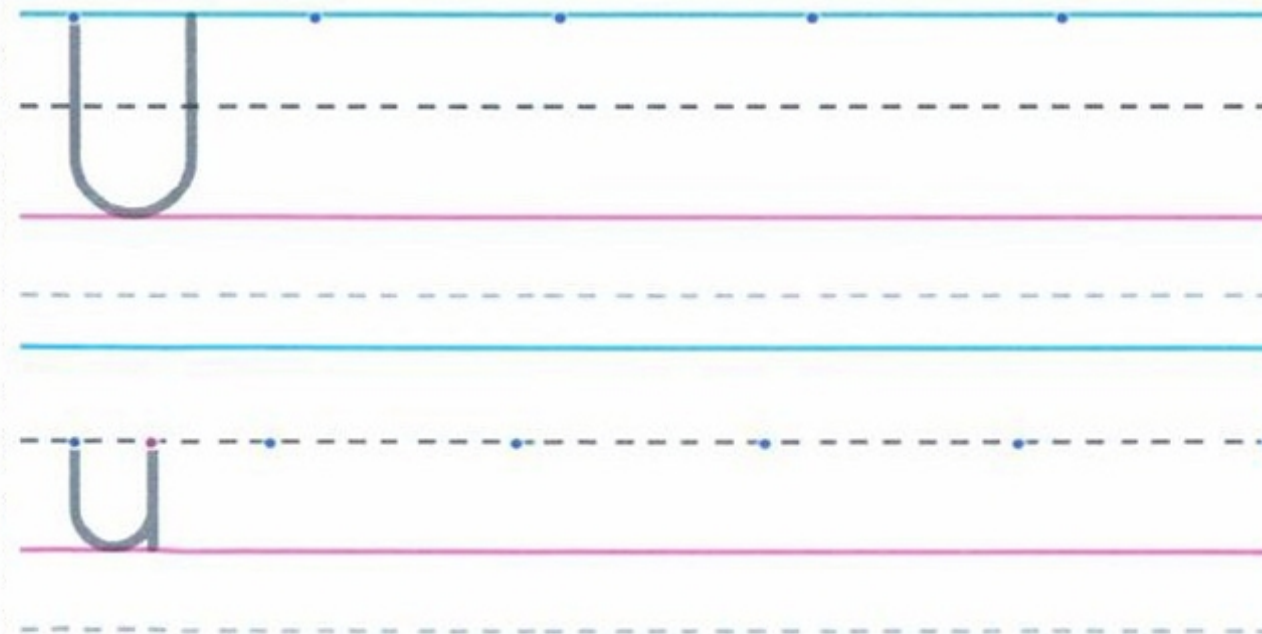
T t




1  1.25 Listen and point. 2 Listen and repeat. Trace.



3 Trace, write and say.

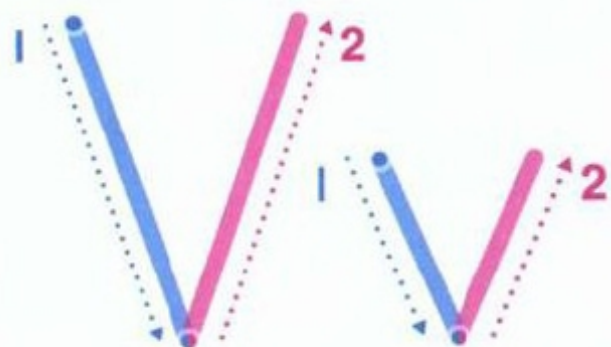


4  1.26 Listen, read, and match.

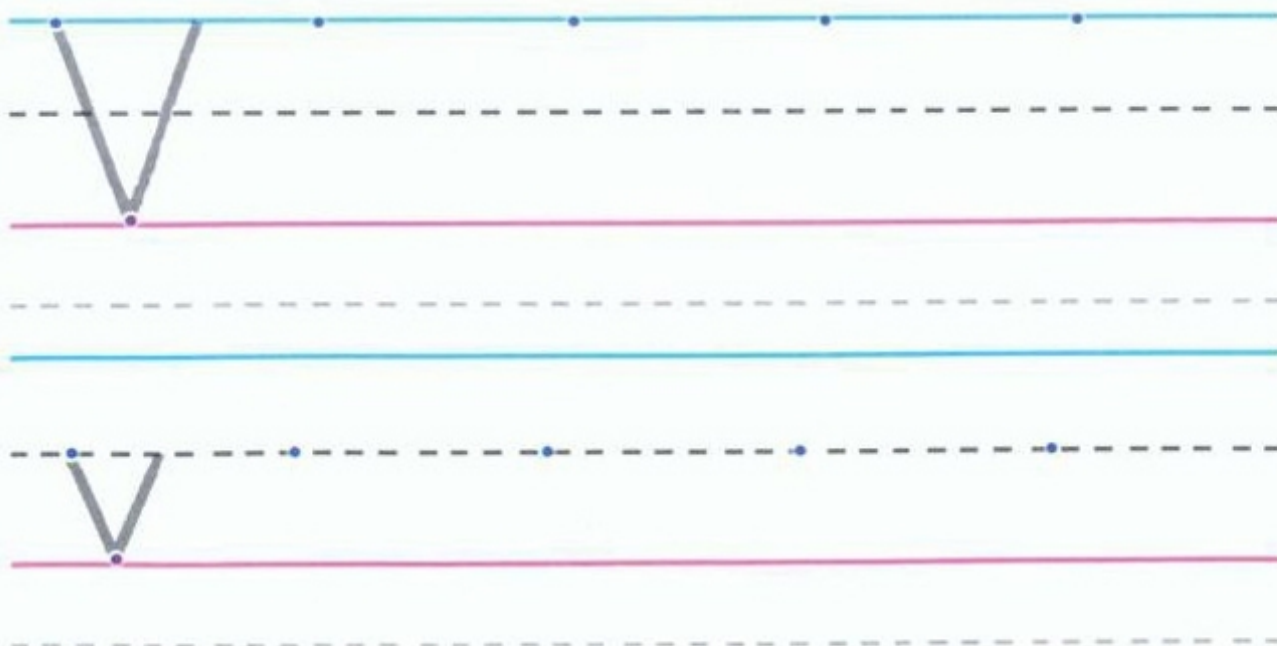




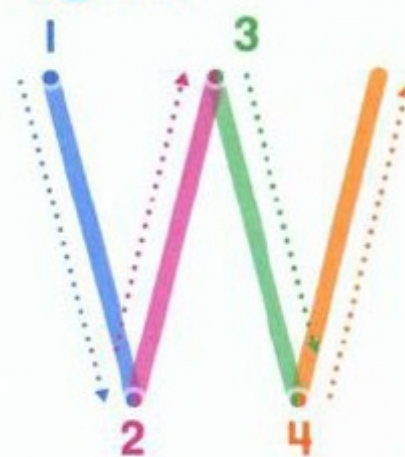
1  1.27 Listen and point. 2 Listen and repeat. Trace.



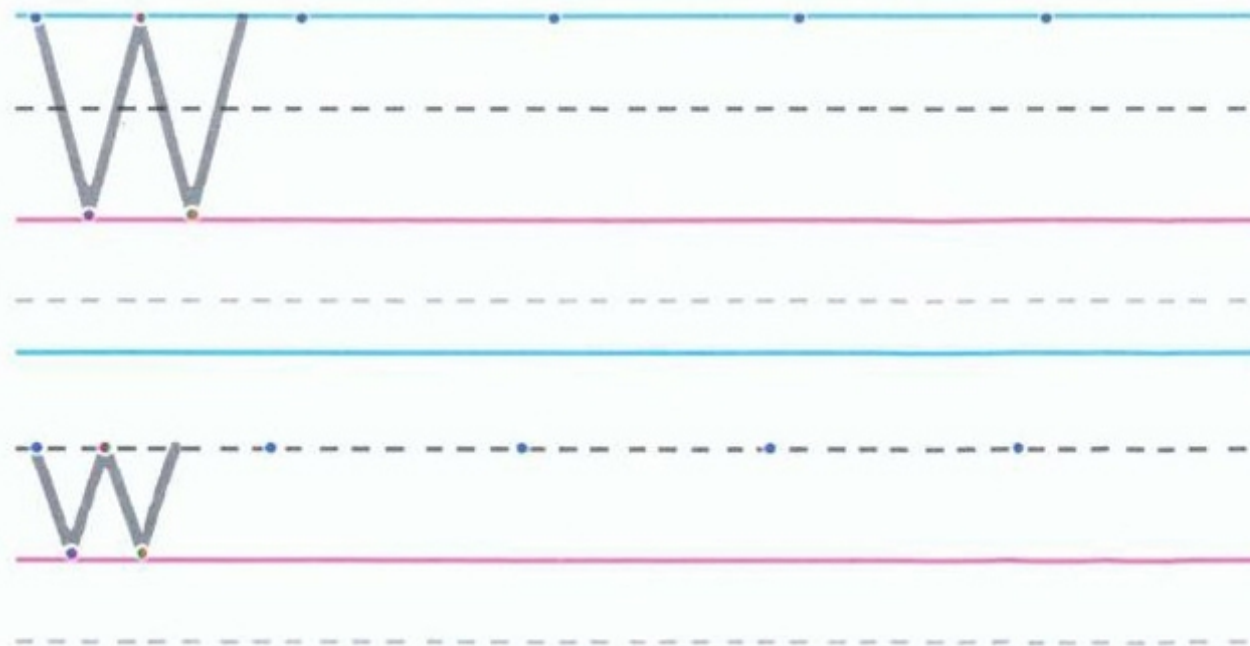
3 Trace, write, and say.



4  1.28 Listen and point. 5 Listen and repeat. Trace.

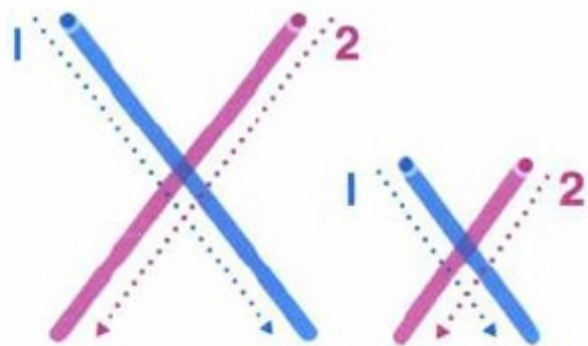


6 Trace, write, and say.



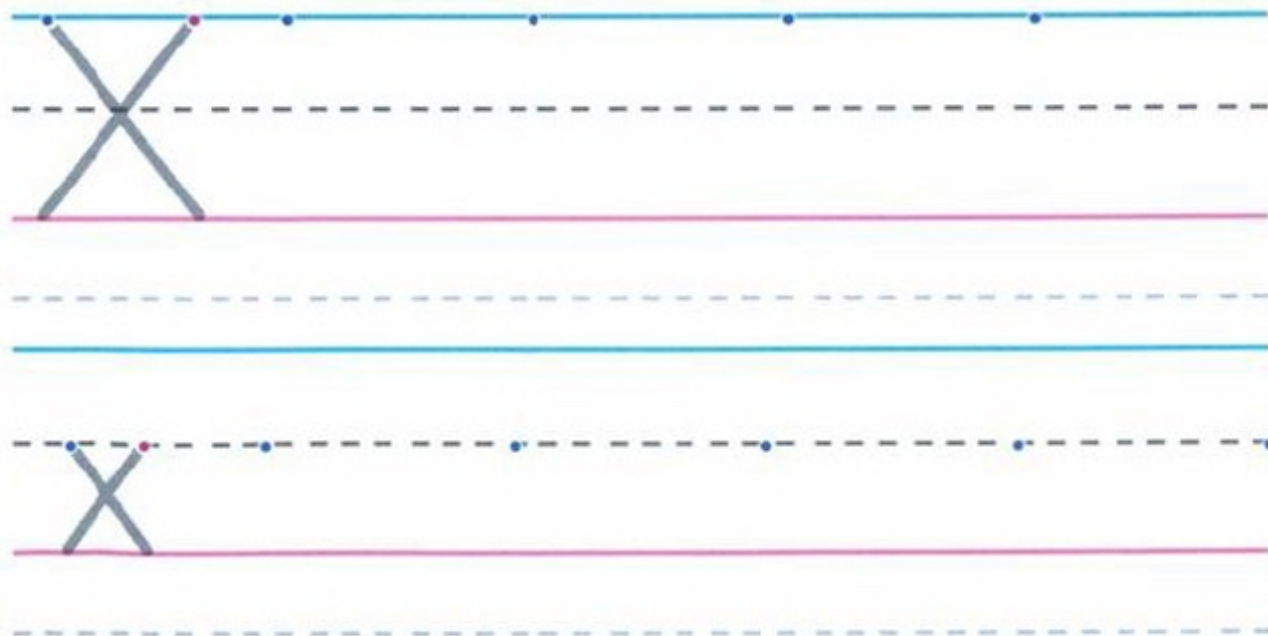



1  1.29 Listen and point. 2 Listen and repeat. Trace.



6

3 Trace, write and say.



4  1.30 Listen, read, and circle.

1



wax

wag

2



win

web

3



fox

vet

4

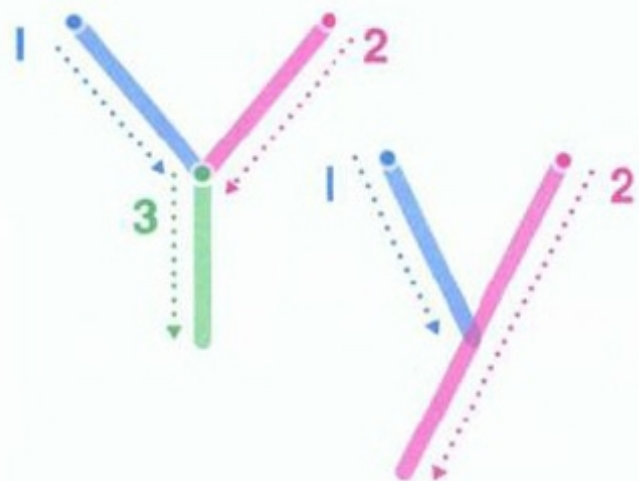


mix

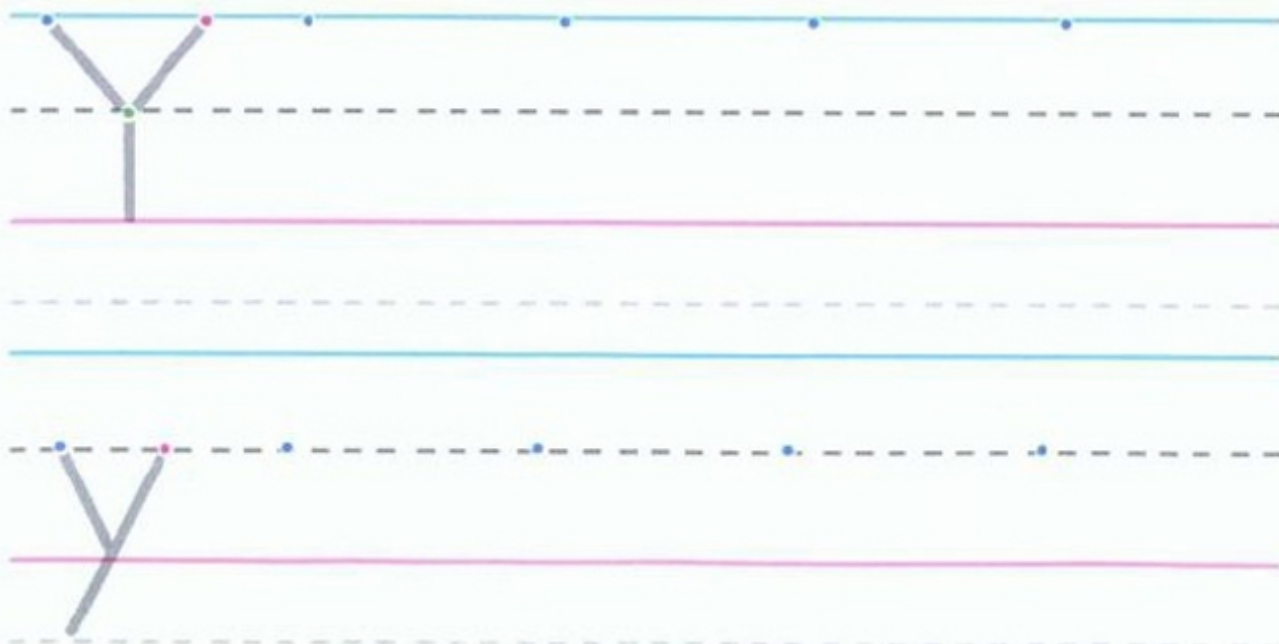
six



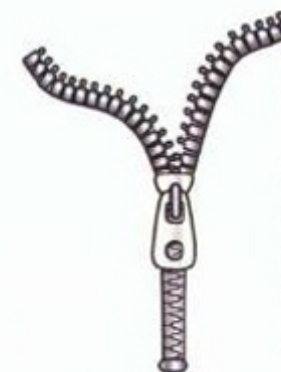
1  1.31 Listen and point. 2 Listen and repeat. Trace.



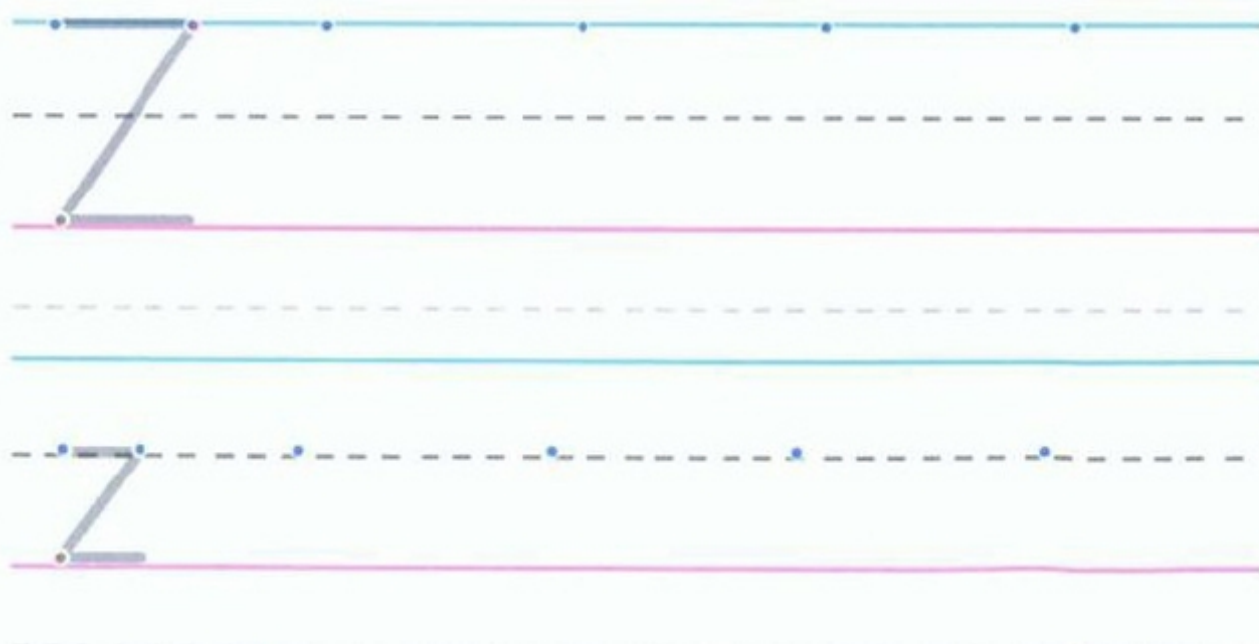
3 Trace, write, and say.



4  1.32 Listen and point. 5 Listen and repeat. Trace.



6 Trace, write, and say.





1 Read and match the rhyming words. 2  1.33 Listen and check.

6

six



dog



cat



pen



jug



fan



hen



van



mix



rug




log



bat



1  1.34 Listen and point. Listen and repeat.

c



k



ck





1  1.35 Listen. Check (✓) the words with the **ck** sound at the end.

1

☐

2

☐

3

☐

4

☐


5

☐

6

☐



1  1.36 Listen and point. Listen and repeat.

1



cot

2



kid

3




duck

4



kick



1  1.37 Listen and match. Listen and repeat. 2 Read aloud.




It's a duck.

It's a red sock.

The cat is on the cot.

The kid can kick.











2nd edition

# Show and Tell

## Numeracy



Kirstie Grainger  
Erika Osváth

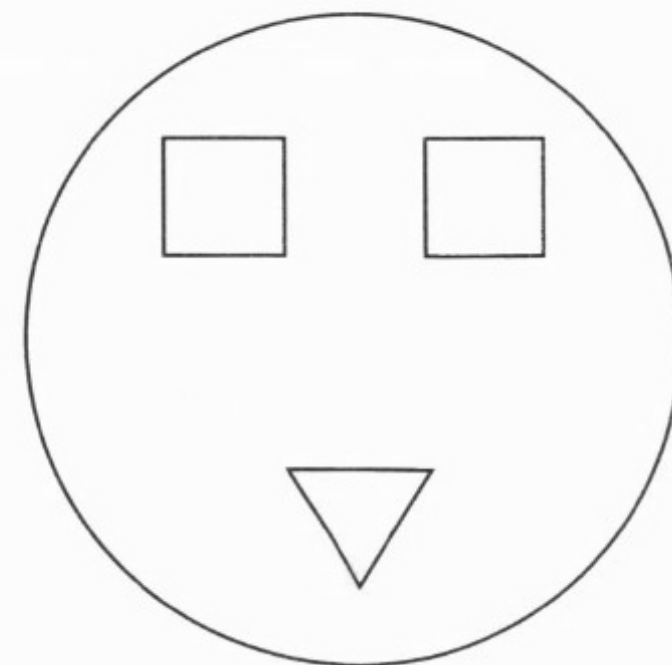
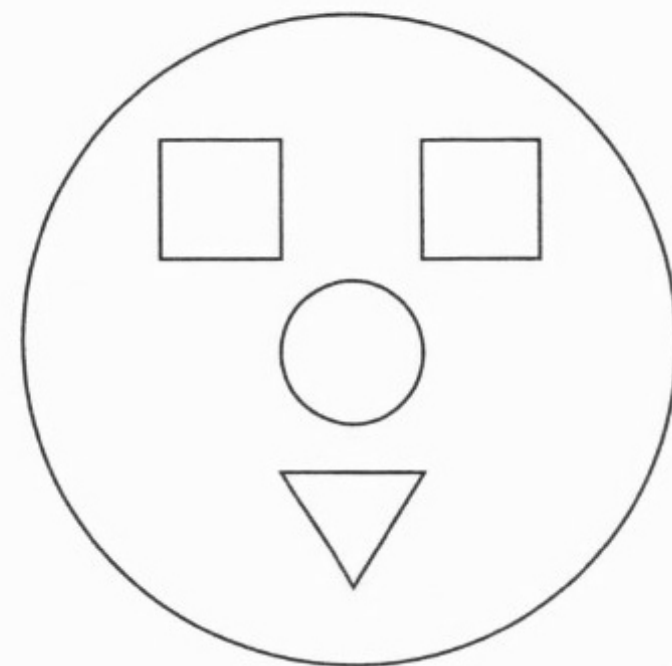









UNIT	CONTENTS	PAGE NUMBER
Hello What can you say?	Shape and pattern recognition	2
Unit 1 How do we make pictures?	Numbers 1–3, <i>one, two, three</i> Shapes and patterns <i>more/fewer, first/last</i> <i>How many ...?</i> 1–10	3
Unit 2 What can you do in the park?	<i>(in the) middle, first, last</i> Shape recognition; Sequencing 1–10 Numbers 4–6, <i>four, five, six</i> Counting to 6; <i>one more</i> (+1)	9
Unit 3 Who makes you happy?	Identifying differences: <i>same/different, tall/short, taller/shorter</i> Counting, estimation and addition to 6 Numbers 7–8, <i>seven, eight</i> Revision 1–8; Reading <i>one–eight</i>	15
Unit 4 What happens when it's windy?	Recognizing patterns; Sequencing 1–7 Numbers 9–10, <i>nine, ten</i> <i>more than</i> ; Spatial awareness; Addition to 9	21
Unit 5 What's in your house?	<i>on, in, next to, above</i> ; Comparing length Numbers 11–12, <i>eleven, twelve</i> Counting and addition to 12; Sequencing 1–15	27
Unit 6 What happens in the garden?	Sequencing objects; <i>more/fewer, first/last</i> Numbers 13–15, <i>thirteen, fourteen, fifteen</i> Skip counting by 2; Sequencing one–fifteen, Addition to 15	33
Unit 7 What do farm animals do?	Identifying differences; <i>more/fewer</i> ; Counting 1–20; <i>one more</i> Numbers 16–17, <i>sixteen, seventeen</i> Skip counting by 2; Spatial awareness; Sequencing 1–16	39
Unit 8 What do you wear when it's hot?	Symmetry; Identifying similar patterns Numbers 18–20; <i>eighteen, nineteen, twenty</i> Addition 10 + (6); Skip counting by 2; Measuring using non-standard units	45
Unit 9 What do our senses tell us?	Revision 1–20, <i>one–twenty</i> ; Spatial awareness; <i>more/fewer, first/last</i> Comparing sets; <i>bigger/smaller</i> ; Addition; Sorting items	51


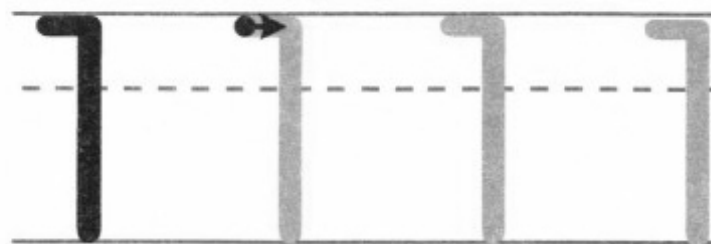











one



two



three

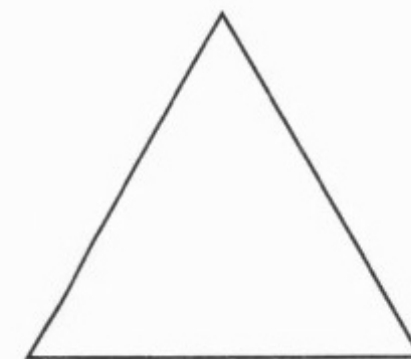
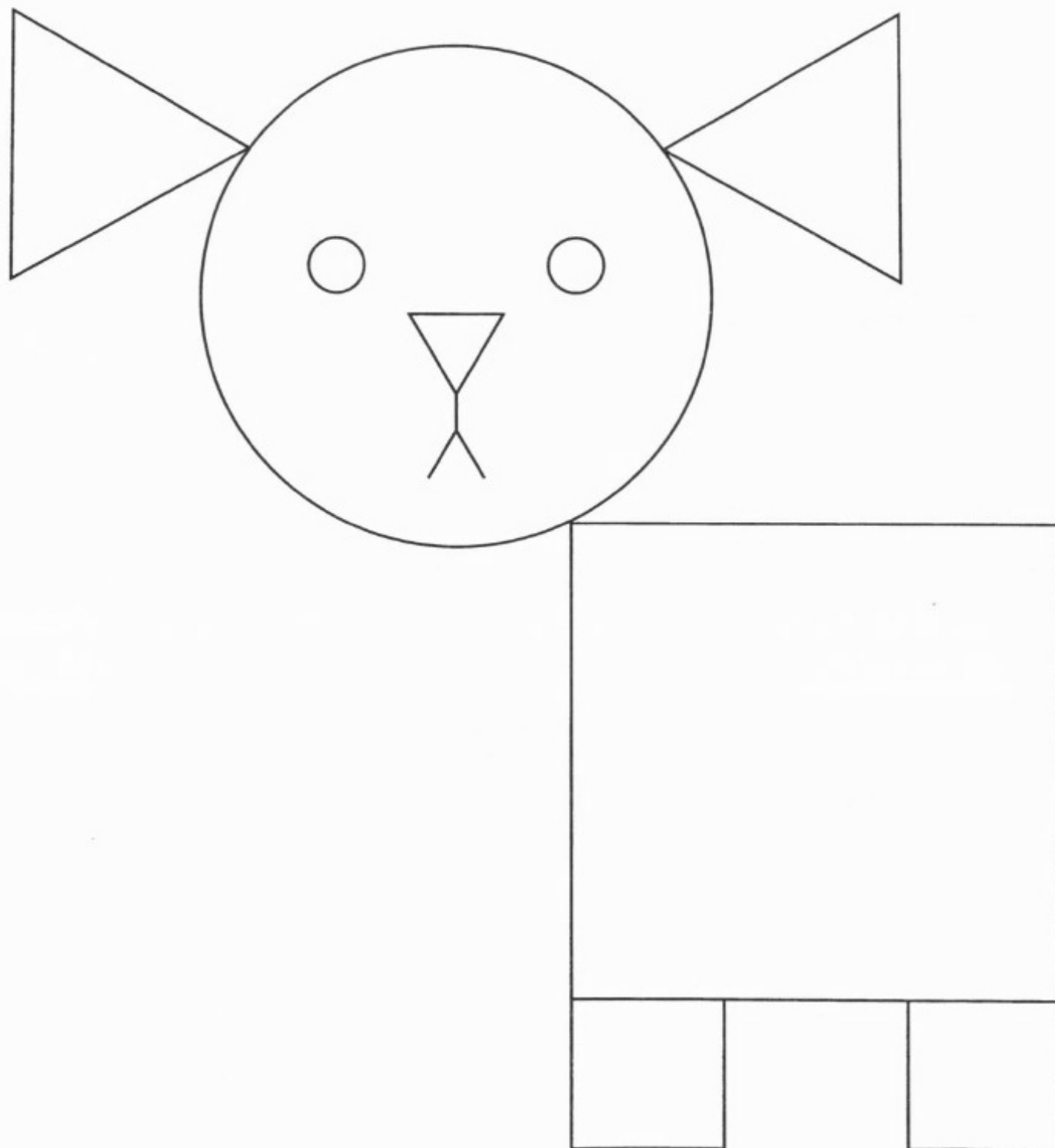


1 Count the dots. 2 Trace with your finger and pencil. 3 Write the numbers.



Vocabulary: one, two, three

Structures: How many dots are there? (One) dot.






3






one



two



two




three



three



one




1 Look and count the objects. 2 Color the correct number of objects. 3 Circle if there are more.

Vocabulary: more/fewer, 1-3, bird, birds, flower, flowers, brush, brushes

Structure: (One) (bird), (two) (flowers).





one  
two  
three



one  
two  
three

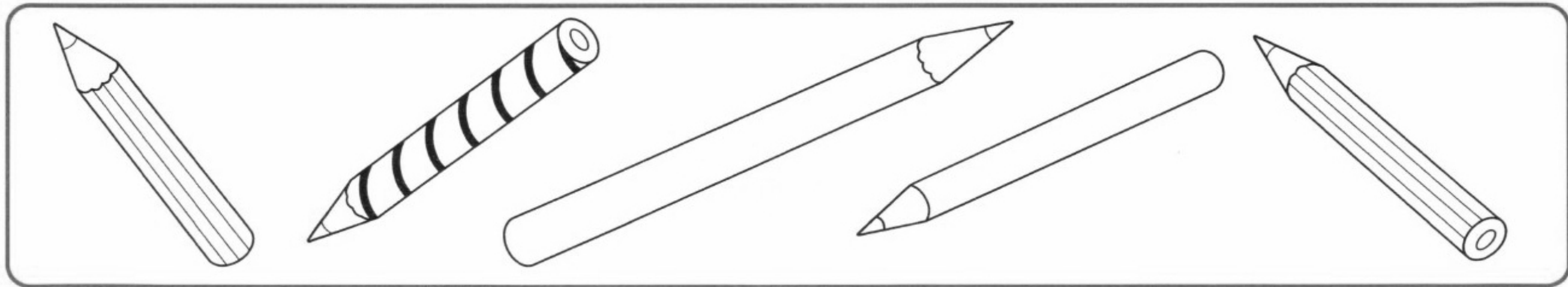




one  
two  
three



one  
two  
three





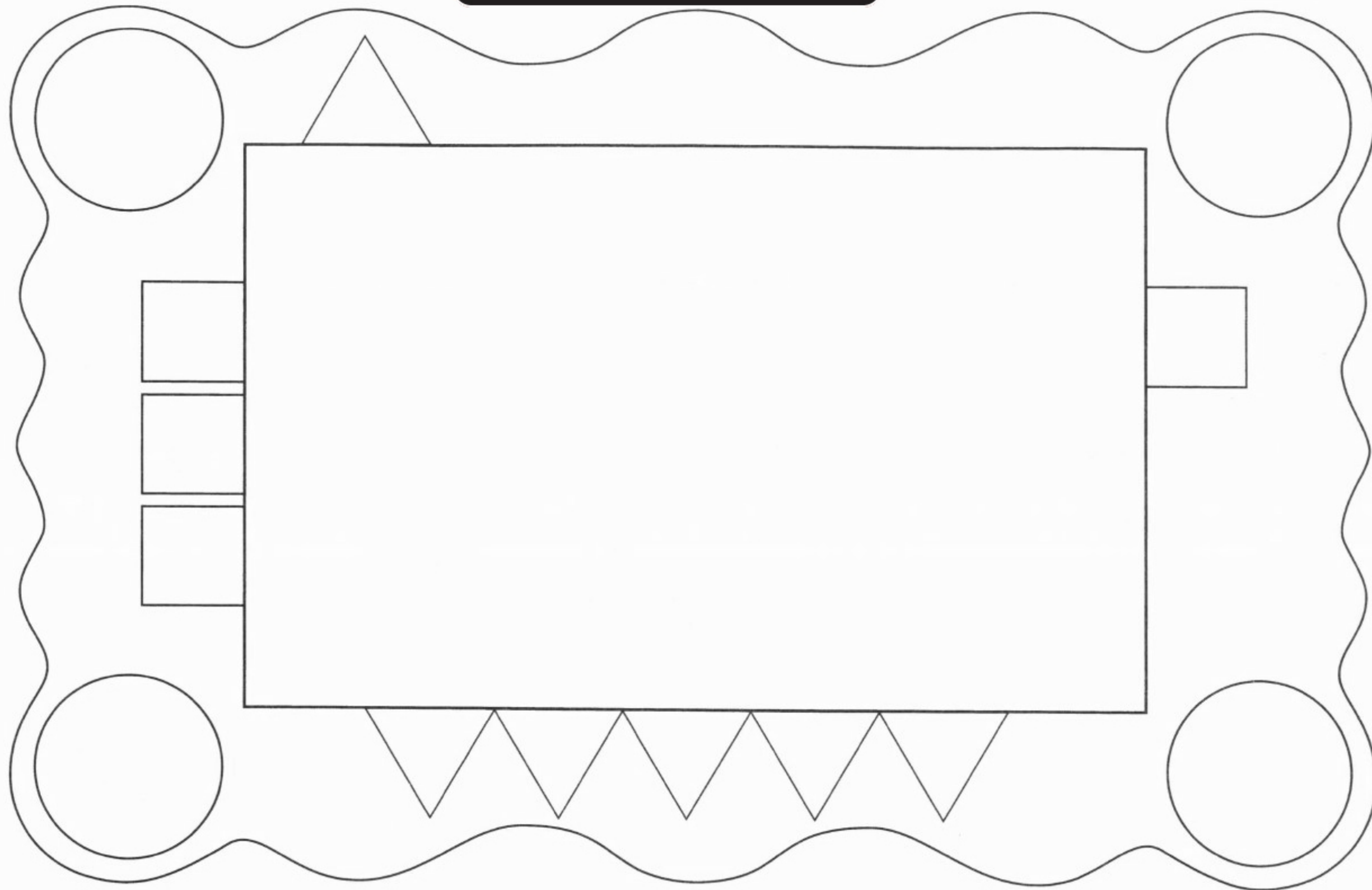
1 Look and point to the first and last object. 2 Color the first object green. 3 Choose another color for the last object.

Vocabulary: first/last, crayon, eraser, pencil, Colors

Structures: The first crayon is (green). The last crayon is (purple).


Unit 1  
First/last







# Alphabet Book

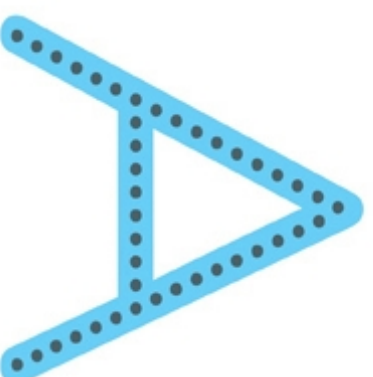
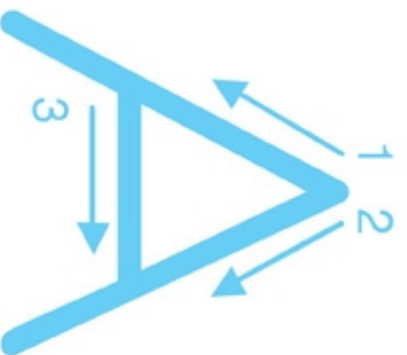


by  
Dilmaj Academy

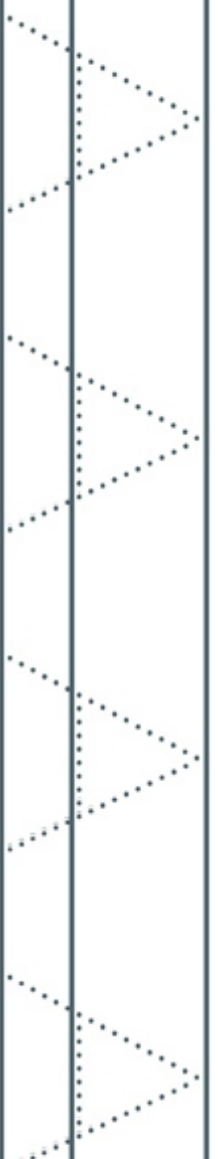




A is for apple.



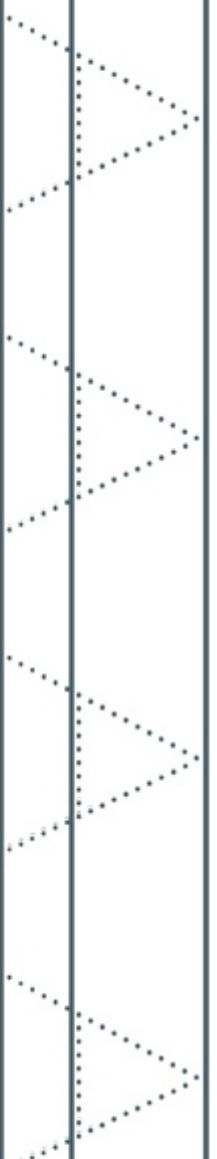
A



a




A



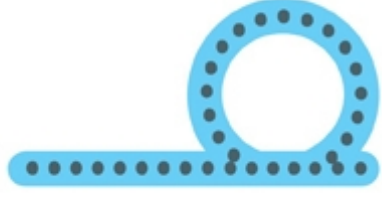

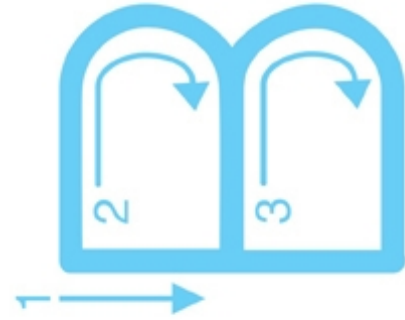
a







B... is for boy.



B

b

B

b

B

b


B

b





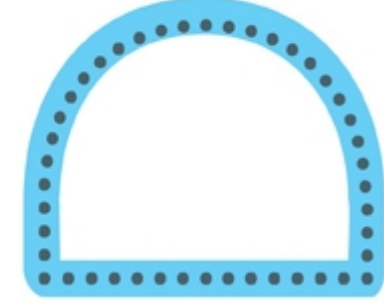
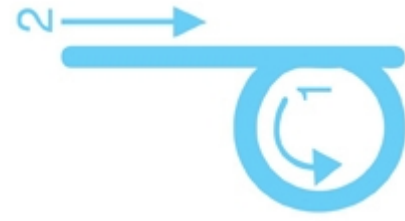
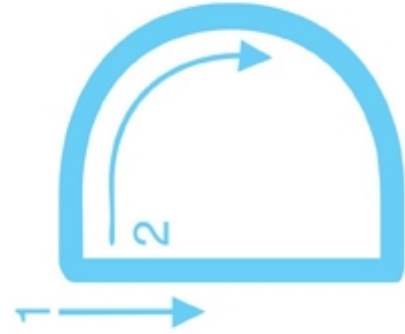
C is for cat.







D... is for duck.



D

d

D

d

D

d

D

d

D

d

D

d

D

d

D

d


D

d


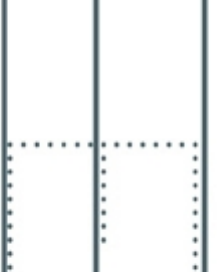
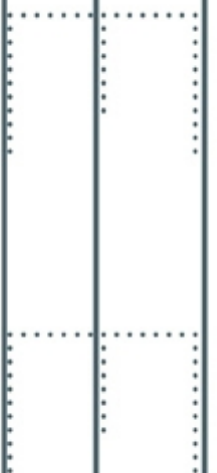
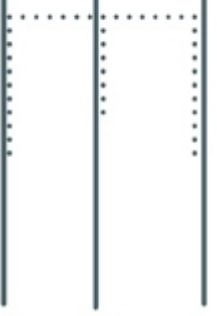
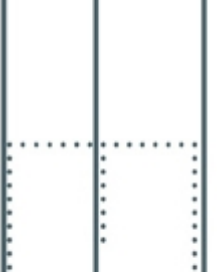
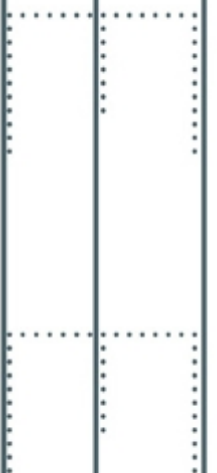
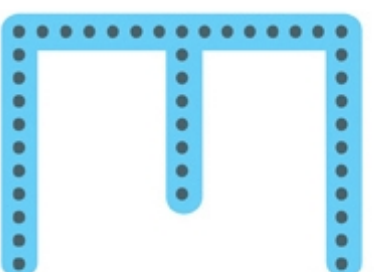
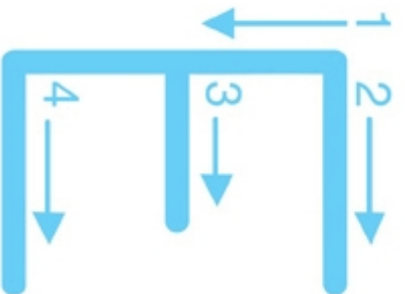
D

d







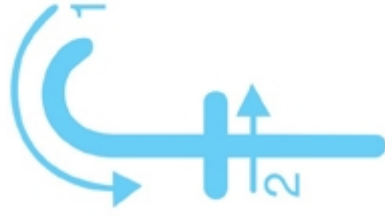
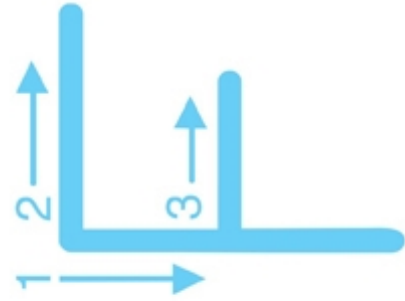
E is for egg.








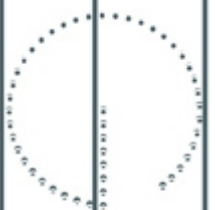
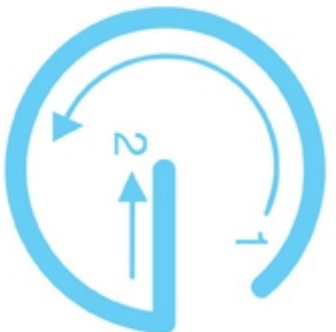
F is for fish.









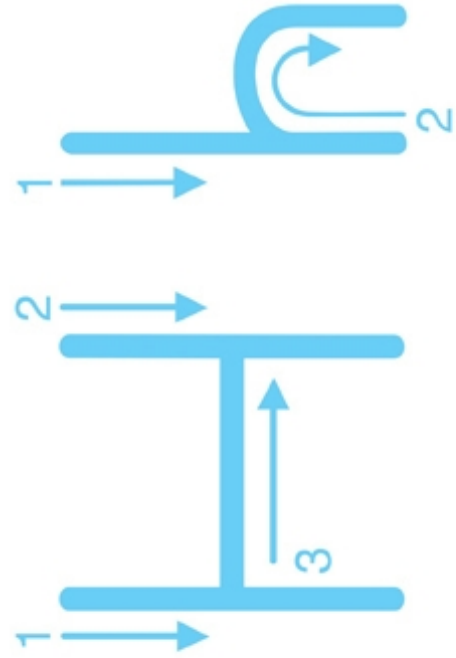
G is for girl.








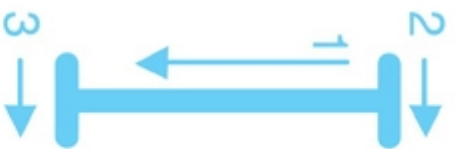
H is for hat.








I is for iguana.

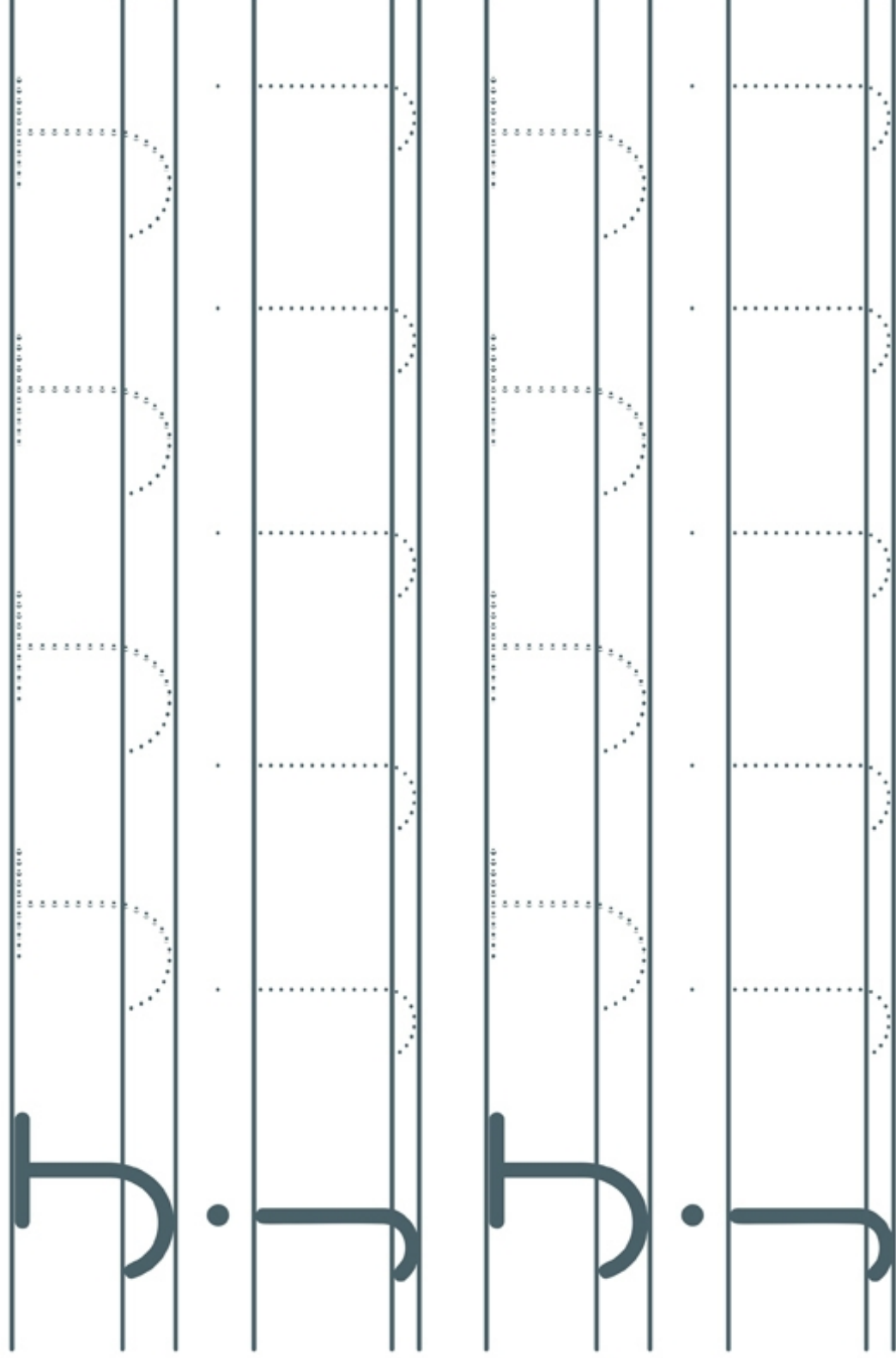
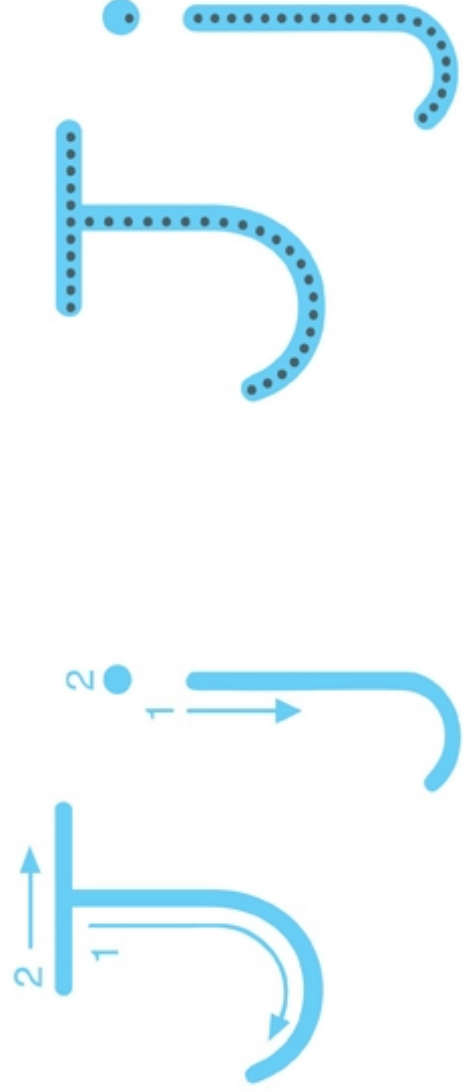


I	.	.	.	.	.	.	.	.	.
i	.	.	.	.	.	.	.	.	.
I	.	.	.	.	.	.	.	.	.
i	.	.	.	.	.	.	.	.	.

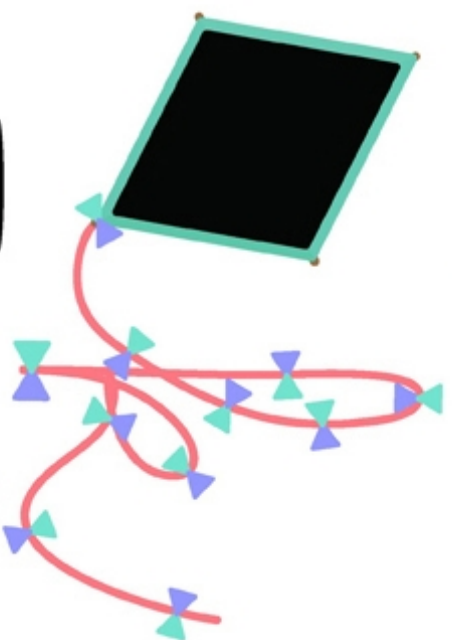





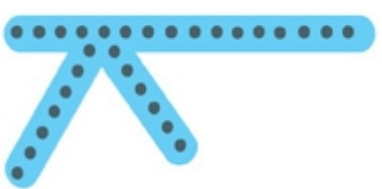
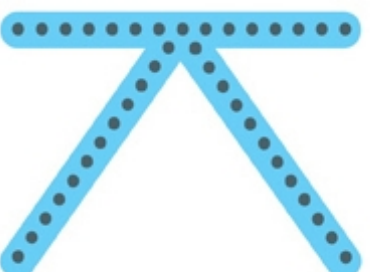
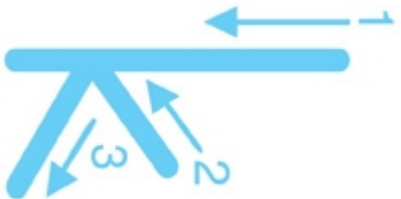
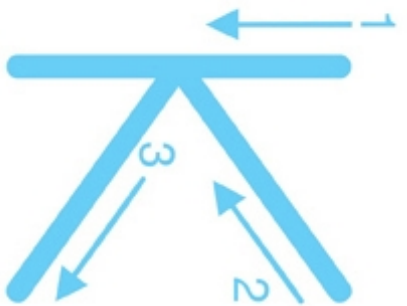
J is for jam.







K is for kite.







L is for lion.

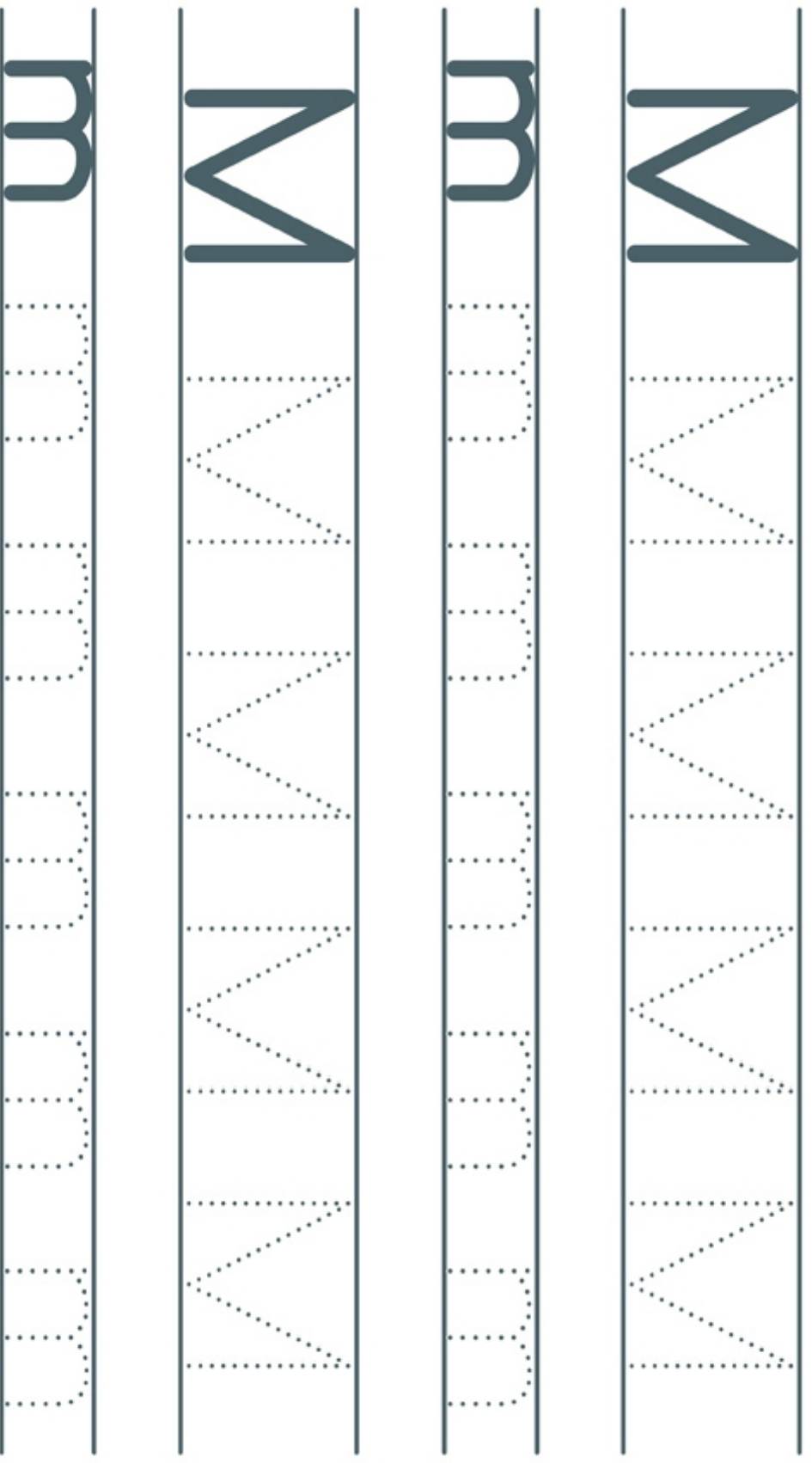



Four sets of handwriting practice lines (top, middle dashed, bottom) for the letter L. The first set contains a solid black uppercase 'L'. The second, third, and fourth sets are empty for practice.






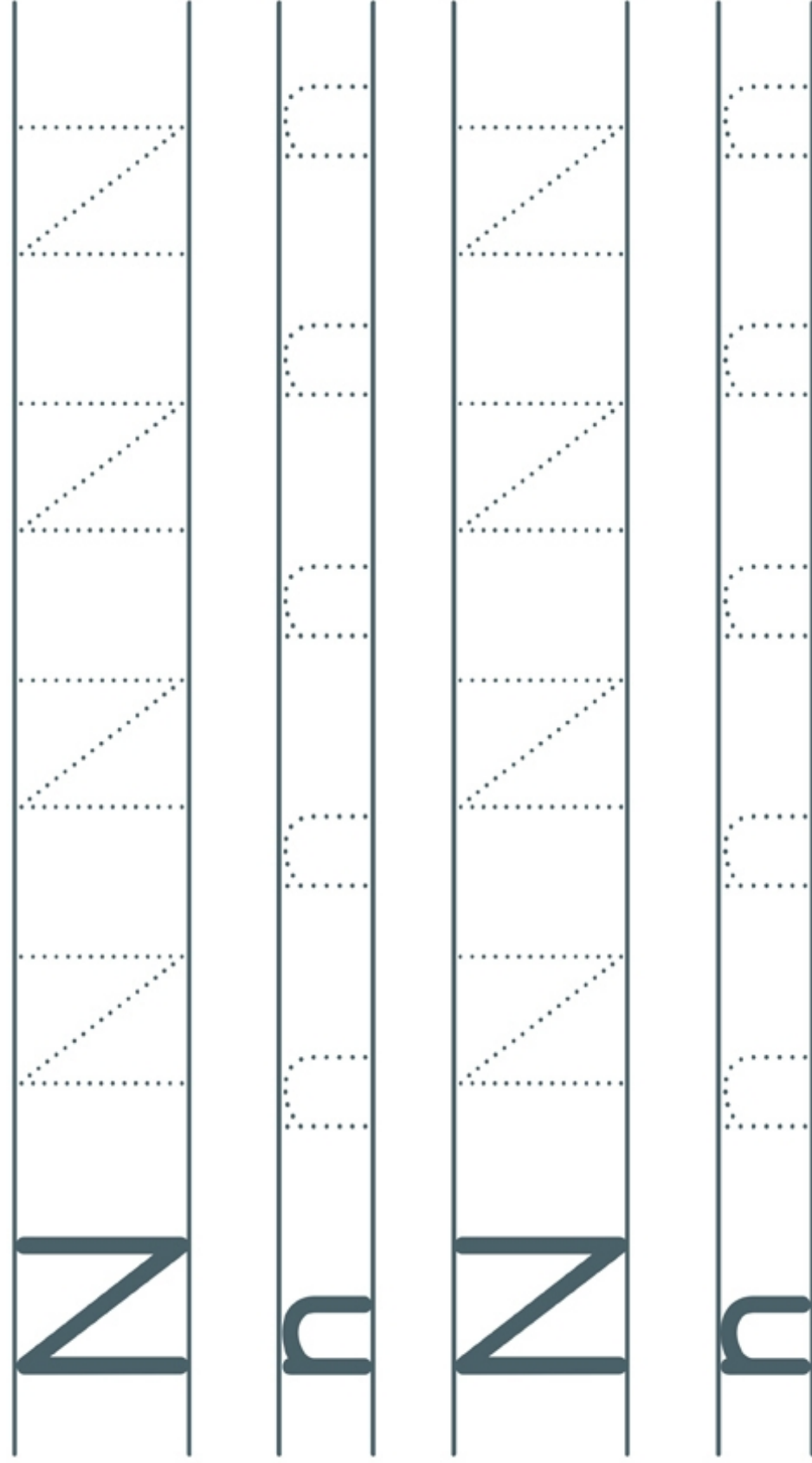
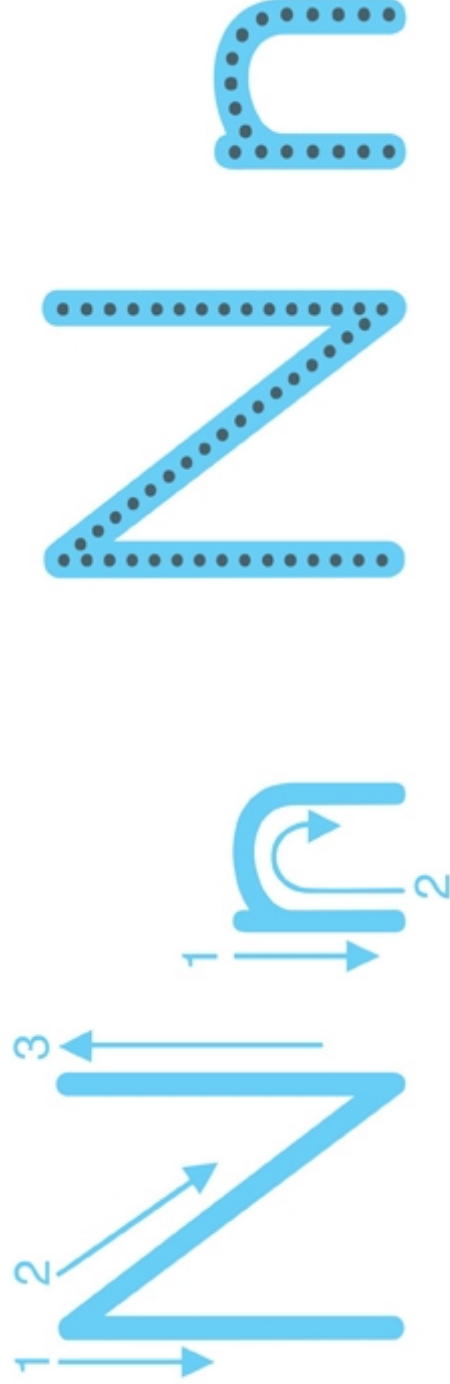
M is for moon.









N is for net.








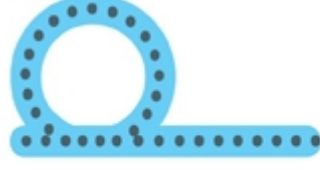


O is for octopus.









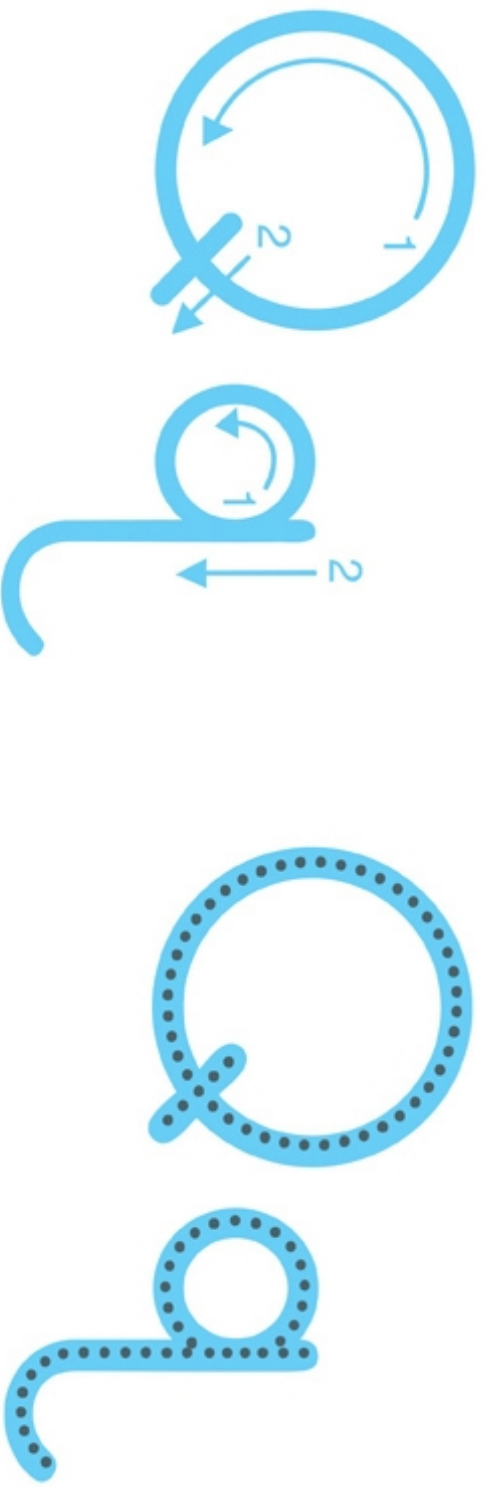
P is for pizza.








Q is for queen.







R is for rabbit.








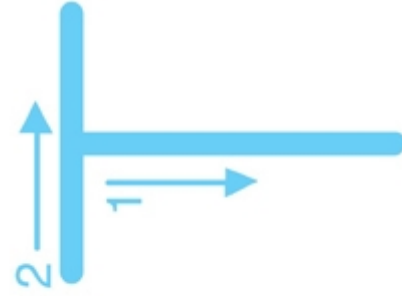
S is for sun.







T is for table.

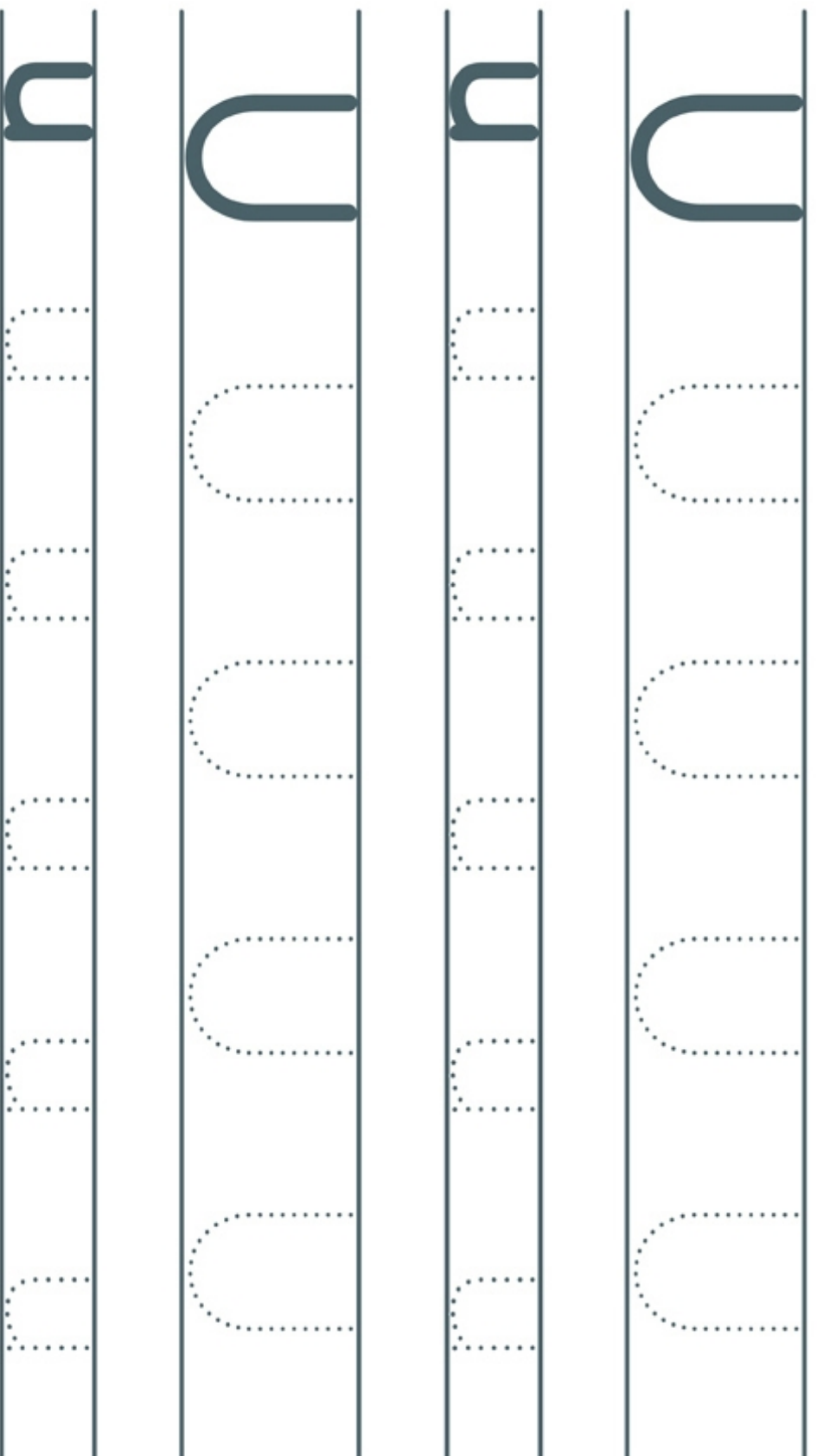

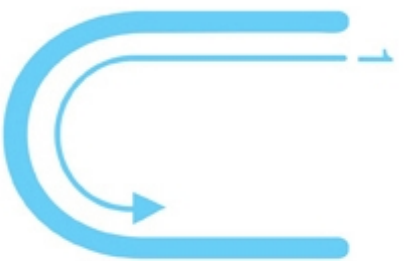





U u



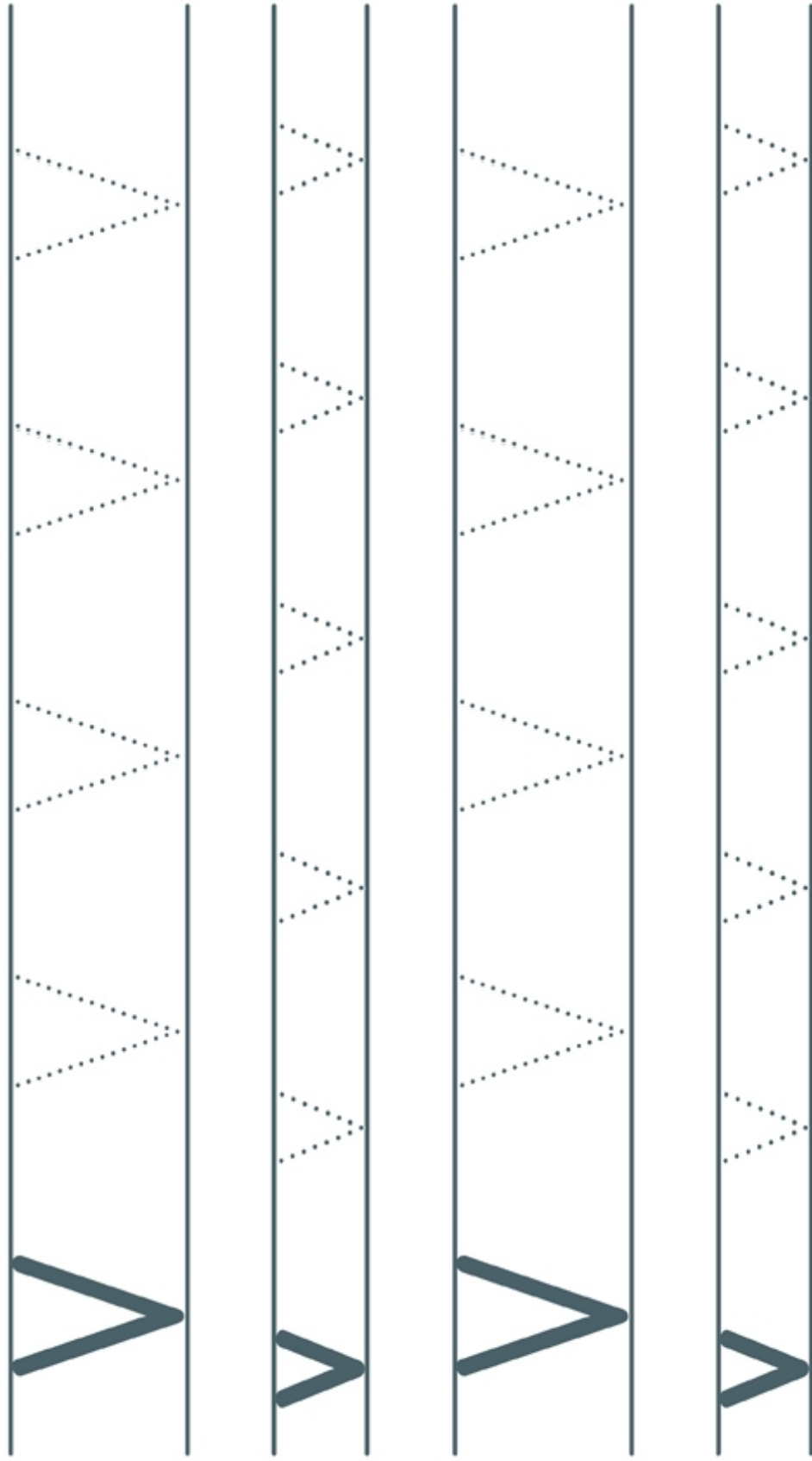

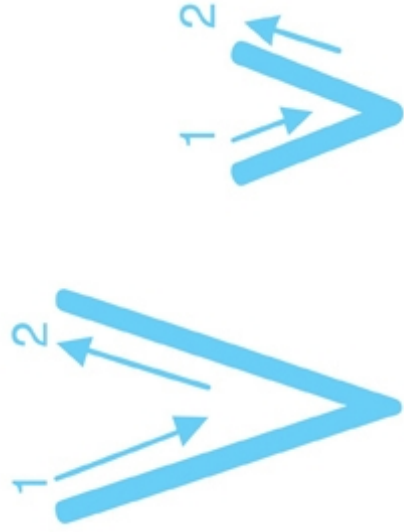
U is for umbrella.









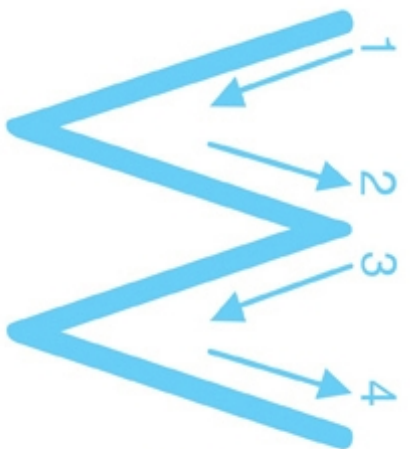
V is for van.








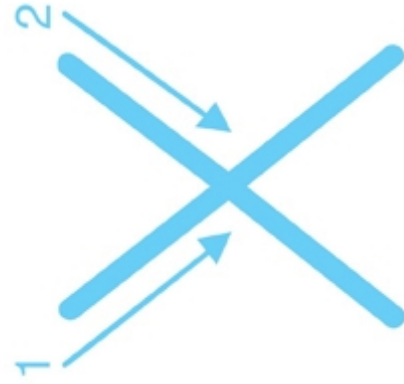
W is for window.







X is for xylophone.

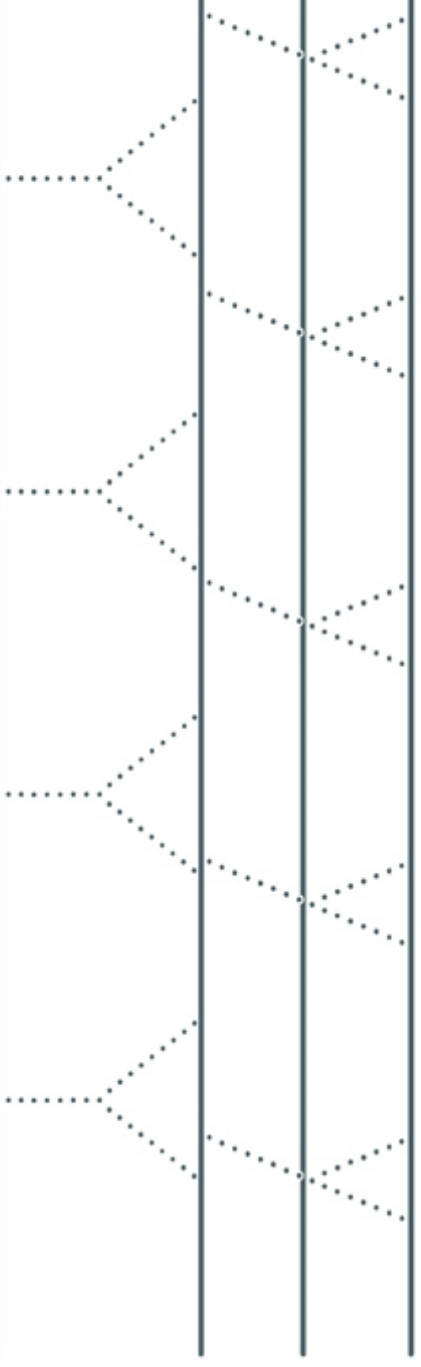
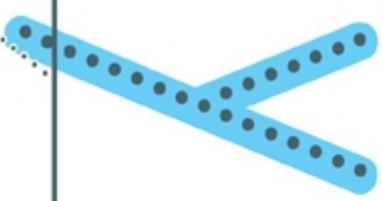
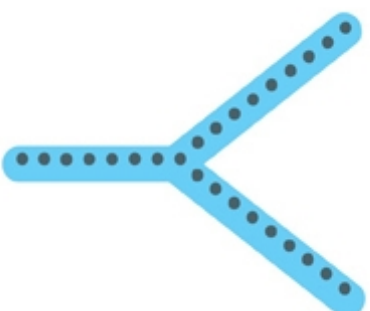

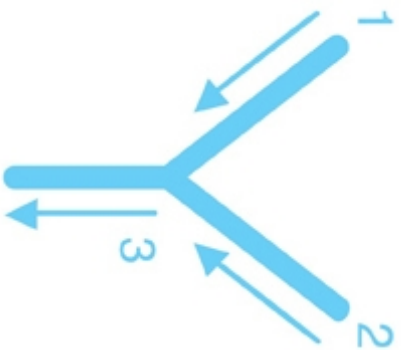




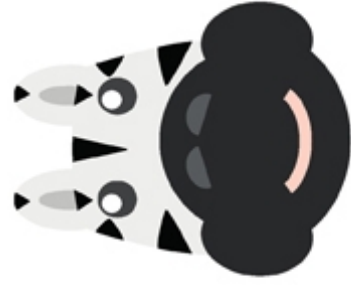
Y y




Y is for yogurt.







Z is for zebra.













Oxford University Press  
is the world's authority  
on the English language.

As part of the University of  
Oxford, we are committed to  
furthering English language  
learning worldwide.

We continuously bring  
together our experience,  
expertise and research to  
create resources such as  
this one, helping millions of  
learners of English to achieve  
their potential.



**OXFORD**  
UNIVERSITY PRESS

DILMAJ LANGUAGE ACADEMY

# 2nd edition Show and Tell

Creating young thinkers  
with great futures



**Future is Today**

آینده همین امروزه

[www.DilmajAcademy.ir](http://www.DilmajAcademy.ir)