

2nd edition

Show and Tell

1C



Student Book
Activity Book
Literacy Book
Numeracy Book

این مجموعه با تلاش تیم آکادمی زبان دیلماج
جهت رفاه حال زبان آموزان در تهیه کتاب مورد نظر، جمع آوری گردیده است
هرگونه کپی برداری خارج از سیستم آموزشی، شامل پیگرد قانونی خواهد بود



2nd edition

Show and Tell



Kathryn Harper
Gabby Pritchard
Margaret Whitfield





Unit 5

What can you find outside?

Lesson 1



I see a tree.



Read with me

Lesson 3

What Do You See?



Count with me

Lesson 4



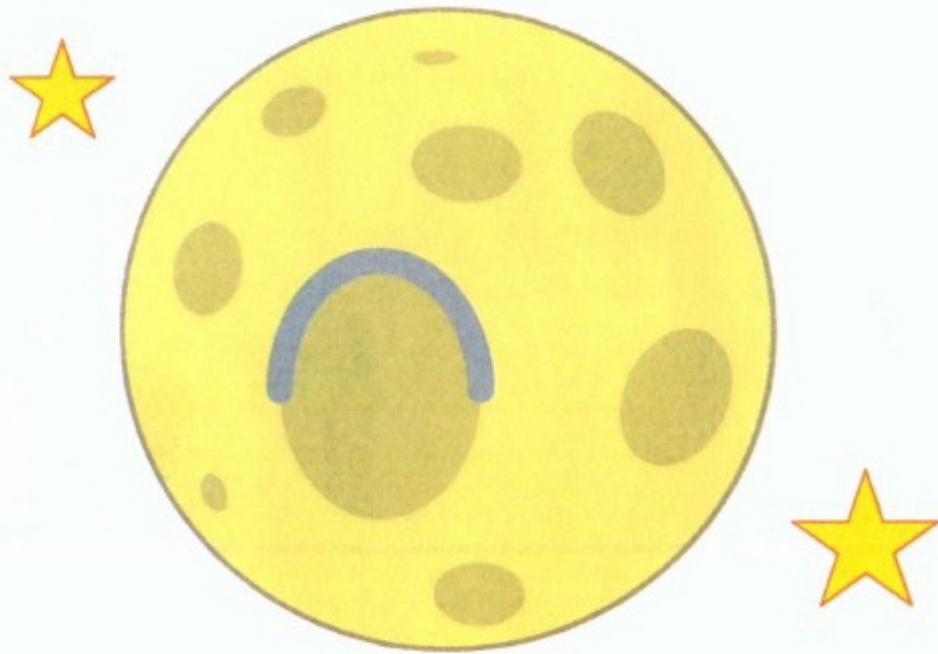
Follow me

Lesson 5

Look out! Here I come!


Okay.

m



moon

n



nest

Explore with me

Lesson 7



1



2

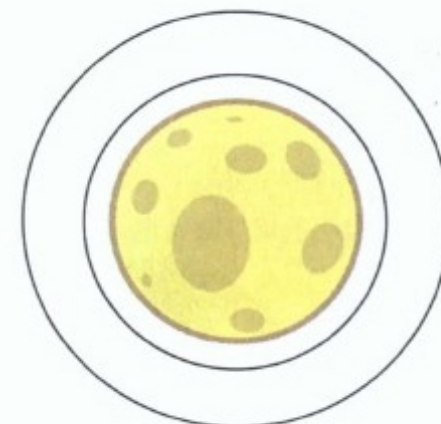
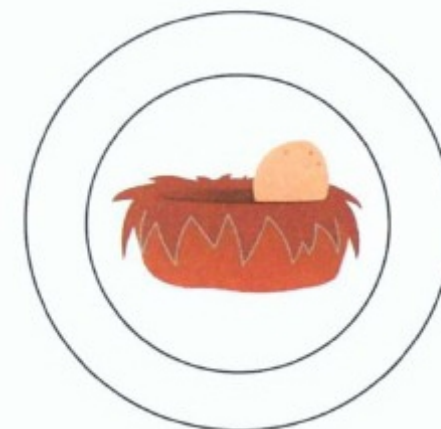



3



4





1 2.13 Listen and point. Chant and do.

2 Trace and draw.

3 Find and stick.

4 Circle the pictures purple, green, or pink.

Phonics focus: m, n, o

Vocabulary: octopus, moon, nest




Unit 5 • Lesson 8

Phonics

63

Show me

Lesson 9



Show and Tell

Lesson 10




I see a flower. It's pink.



Unit 6


What's in the toy box?

Lesson 1



Where's the computer?

It's on the chair.



1 2.16 Listen and point. 2 Play the game. 3 2.17 Listen and stick. Listen and repeat.

Vocabulary: table, chair, computer, toy box, Colors, Toys, Transportation

Structures: Where's the (computer)? It's on/in the (chair/toy box).

Read with me


Lesson 3

The Toy Box



Count with me

Lesson 4



1 2.20 Listen and point. Listen and repeat. 2 2.21 Chant and do. 3 Find and color. Count and say.

Vocabulary: 1, 2, 3, 4, 5, 6, 7, 8, 9, plates, limes, chairs, computers

Follow me

Lesson 5

Let's help clean up.

Okay. Let's put away the toys.

Let's clean the table.

Unit 6 • Lesson 5

Values & Functional
Language

1 2.22 Listen and point. Listen and repeat. 2 Say and act out. 3 2.23 Listen and chant. 4 Watch.

Value: Helping to clean up

Structures: Let's help clean up. Okay. Let's put away the (toys). Let's clean the (table).




pencil



quilt

Explore with me

Lesson 7




r

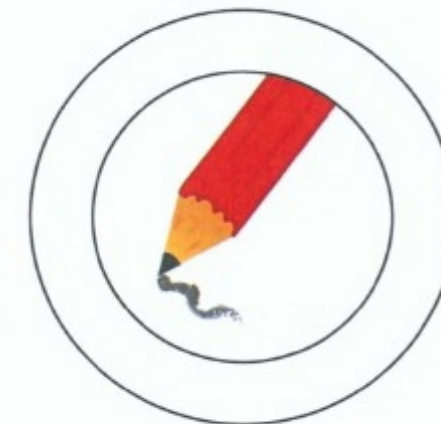


rabbit

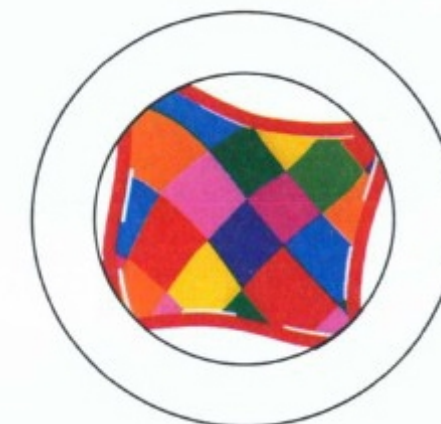
p



q



r



1 2.26 Listen and point. Chant and do. 2 Trace and draw. 3 Find and stick. 4 Circle the pictures purple, green, or pink.

Phonics focus: p, q, r

Vocabulary: rabbit, pencil, quilt

Show me

Lesson 9





This is my mat.
It's on the table.

Look! 5 stars!



1 Talk about the pictures. **2** Make a shape mat for snack time. **3** Show and tell.

Vocabulary: mat, table, Shapes, Colors, Numbers

Structures: This is my mat. It's on the table. Look! (5) (stars)!

Incy Wincy Spider

Review 2






Unit 7

What pets do you like?

Lesson 1





1 2.31 Listen and point. 2 Play the game. 3 2.32 Listen and stick. Listen and repeat.

Vocabulary: cats, birds, rabbits, turtles

Structure: I like (birds).

Unit 7 • Lesson 2


Game

Read with me

Lesson 3

Let's Get A Pet!





6



7



8



9



10

1 2.35 Listen and point. Listen and repeat. 2 2.36 Chant and do. 3 Count and match.

Vocabulary: 10, pens, turtles, spiders, octopuses, fish, rabbits, Numbers 1-9

Follow me

Lesson 5



Be gentle with the cat.

Okay.



sun



table


1 2.39 Listen and point. Chant and do. 2 Play the game. 3 Trace and draw.


Phonics focus: s, t

Vocabulary: sun, table


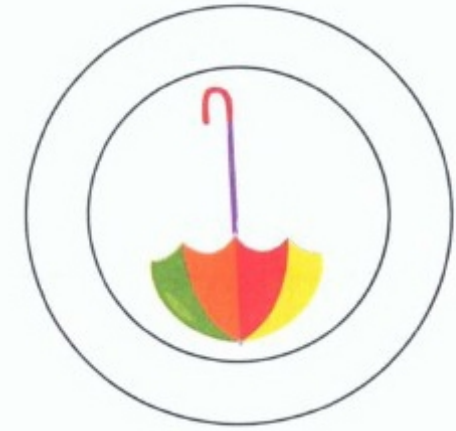
Explore with me

Lesson 7





umbrella





1 2.41 Listen and point. Chant and do. 2 Trace and draw. 3 Find and stick. 4 Circle the pictures blue, green, or red.

Phonics focus: s, t, u

Vocabulary: umbrella, sun, table

Show me

Lesson 9



I like cats!



My favorite pet
is a rabbit.



1 Talk about the pictures. 2 Make a sock puppet. 3 Show and tell.

Vocabulary: small, big, Pets, Colors

Structure: My favorite pet is a (rabbit).

Unit 5 What can you find outside?

(page 123)

lake	tree
flower	hill

Unit 6 What's in the toy box?

(page 125)

table	chair
computer	toy box




Unit 7 What pets do you like?

(page 127)

cats	birds
rabbits	turtles

Unit 5

What can you find outside?





Unit 6


What's in the toy box?



Unit 7

What pets do you like?





2nd edition

Show and Tell



Kathryn Harper
Gabby Pritchard
Margaret Whitfield



Activity Book


1

Unit 5

What can you find outside?

Lesson 1






1 Find and color.

Vocabulary: hill, tree, lake, flower

Structure: I see a (tree).


Read with me

Lesson 3





6



7

1 Count and match.

Vocabulary: 6, 7, kites, birds


Unit 5 - Lesson 4


Counting

59

Follow me

Lesson 5





1 Match and say. Color.

Phonics focus: m, n

Vocabulary: moon, nest

Explore with me

Lesson 7



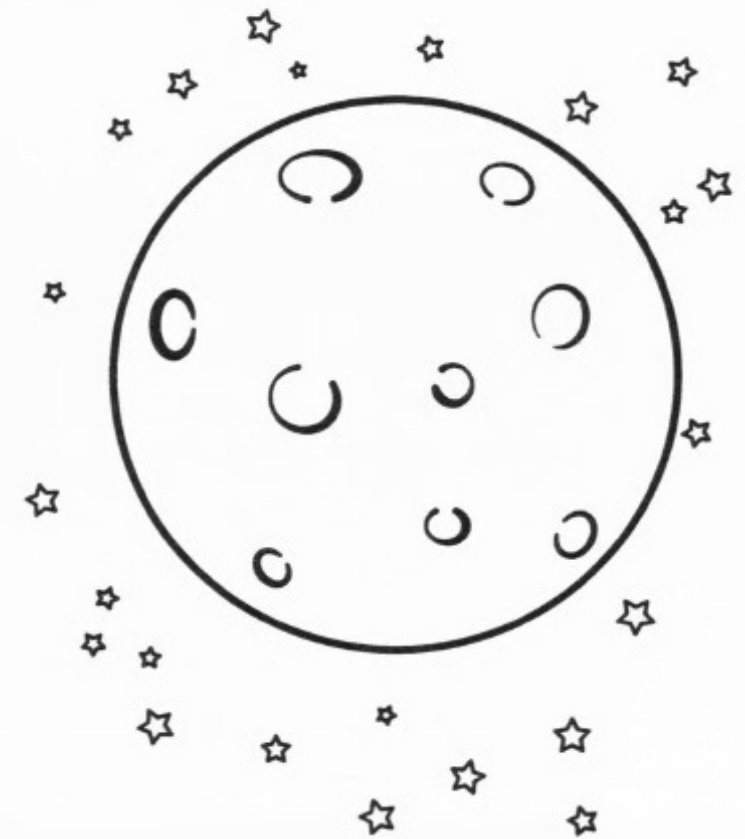

1



2



3



m n

o n

o m

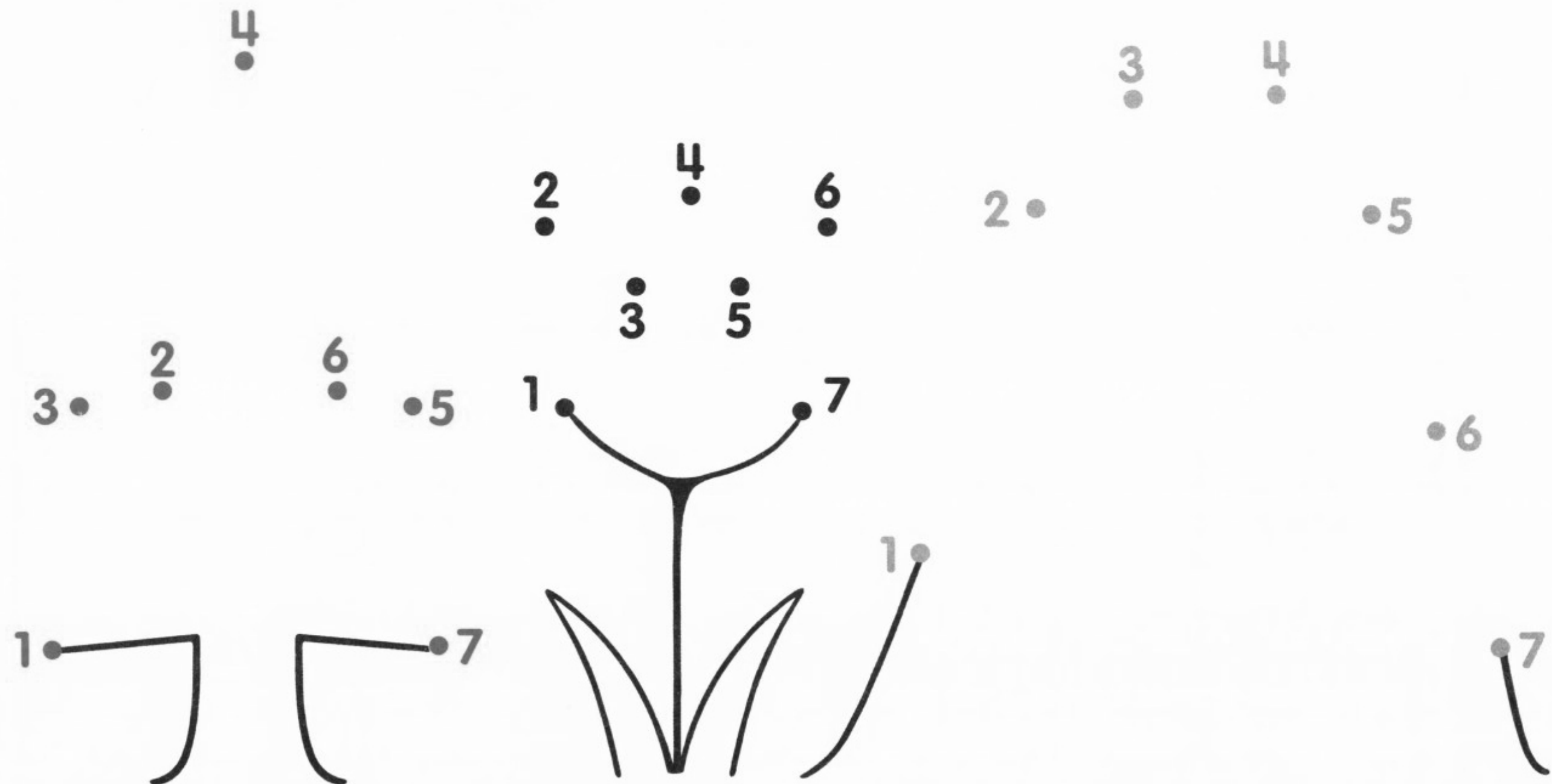
1 Look, circle, and say.



Phonics focus: m, n, o

Vocabulary: nest, octopus, moon

Show me

Lesson 9






1 Copy and color. Say.


Structures: I see (a tree). I see (2 trees).


Unit 6

What's in the toy box?

Lesson 1






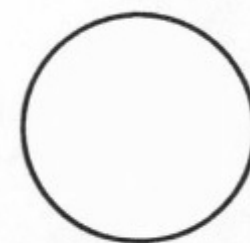

1 Find and circle the  . Say.

Vocabulary: in, on


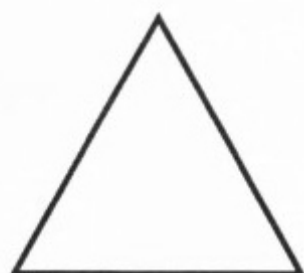
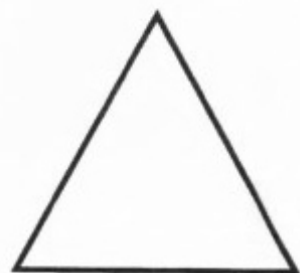
Structures: Where's the (bird)? It's (in/on) the bus.

Read with me







Lesson 3



8



9



1 Count and color. Say.

Vocabulary: 8, 9


Unit 6 • Lesson 4

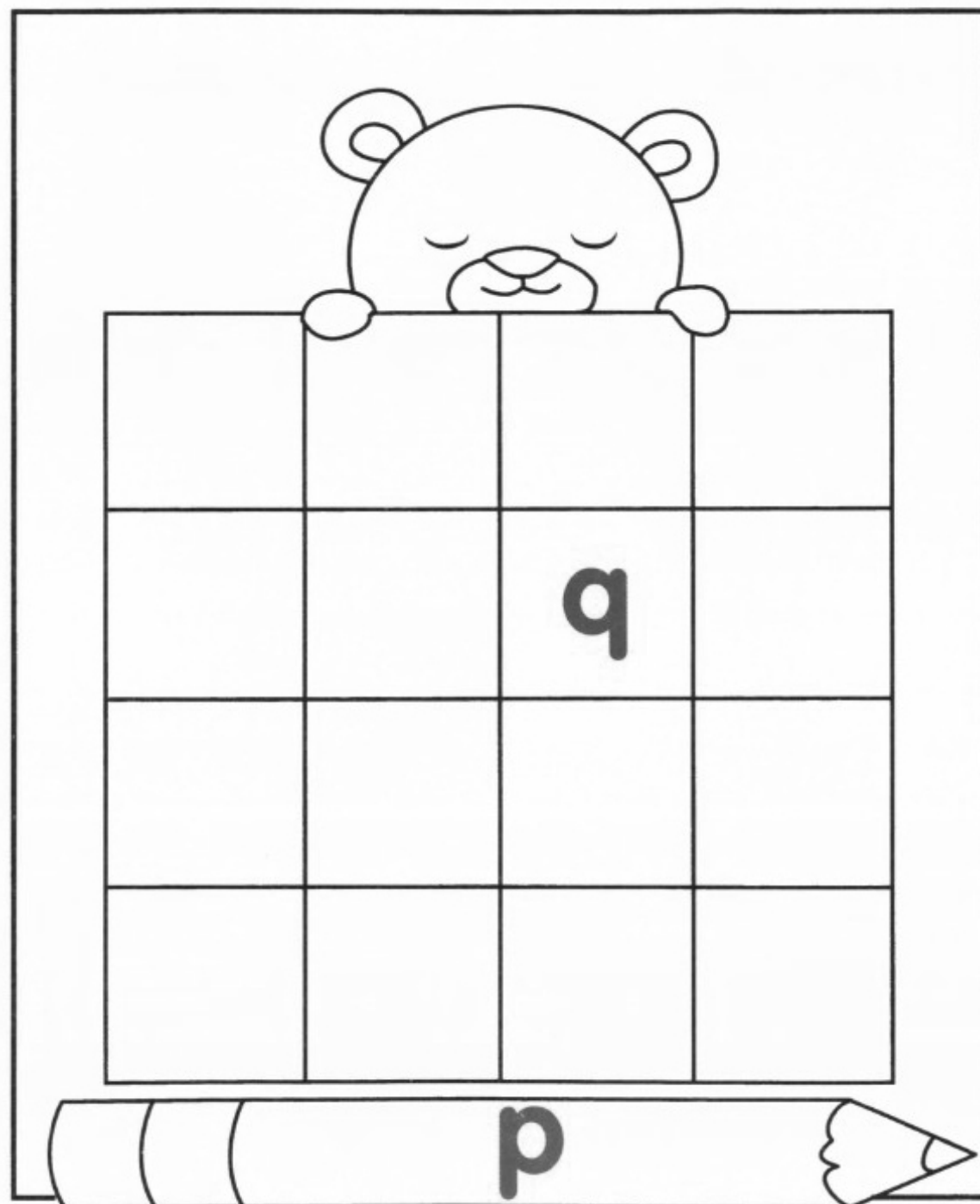
Counting

69

Follow me

Lesson 5





1 Match and say.


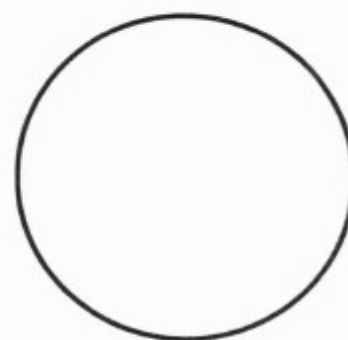



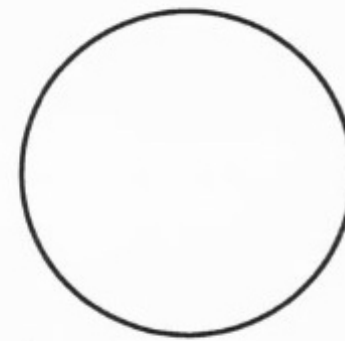

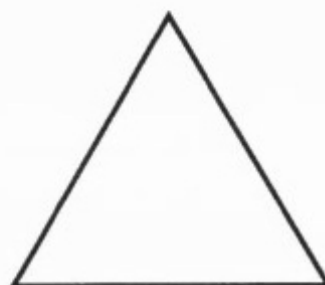




Phonics focus: p, q



Vocabulary: pencil, quilt

Unit 6 - Lesson 6

Phonics

71





r p p q q r


1 Look, circle, and say.


Phonics focus: p, q, r

Vocabulary: rabbit, pencil, quilt

Show me

Lesson 9





1 Color.

Vocabulary: bird, tree, hill, flower, fish

Structure: I see 1 (lake)/4 (trees).

Unit 6 • Lesson 10


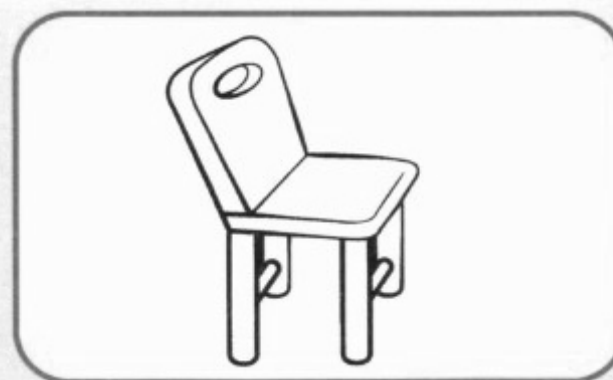
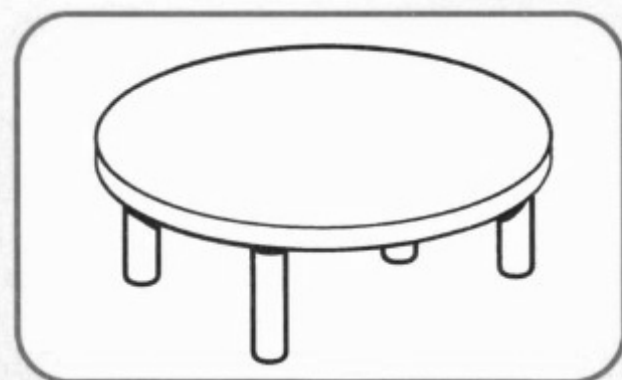



Project

75

Review 2

Units 4-6

DILMAJ LANGUAGE ACADEMY





1 Color the things you know in green, pink, or purple. 2 Color for you.

Vocabulary: flower, hat, insect, kite, plane, slide, square, star, swing, tree

Review 2 · Units 4-6

Revision





77

Unit 7

What pets do you like?

Lesson 1






1 Color the ♥. Then say. Count.


Vocabulary: cats, birds, rabbits, turtles

Structures: I like (birds). (4) birds.


Read with me

Lesson 3






1	2	3	4	5	6	7	8	9	10
---	---	---	---	---	---	---	---	---	----



1	2	3	4	5	6	7	8	9	10
---	---	---	---	---	---	---	---	---	----



1	2	3	4	5	6	7	8	9	10
---	---	---	---	---	---	---	---	---	----



1	2	3	4	5	6	7	8	9	10
---	---	---	---	---	---	---	---	---	----

1 Count and color.

Vocabulary: Numbers 1-10

Unit 7 - Lesson 4

Counting

81

Follow me

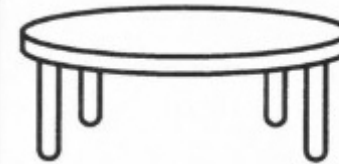
Lesson 5




s




t



S



S



t

1 Find and circle.

Phonics focus: s, t

Vocabulary: sun, table


Unit 7 • Lesson 6


Phonics

83

Explore with me

Lesson 7






1 Match and say.


Phonics focus: s, t, u

Vocabulary: sun, table, umbrella

Show me

Lesson 9





1 Draw and decorate.

Structure: My favorite pet is a (rabbit).

Unit 7 • Lesson 10

Project

87



2nd edition

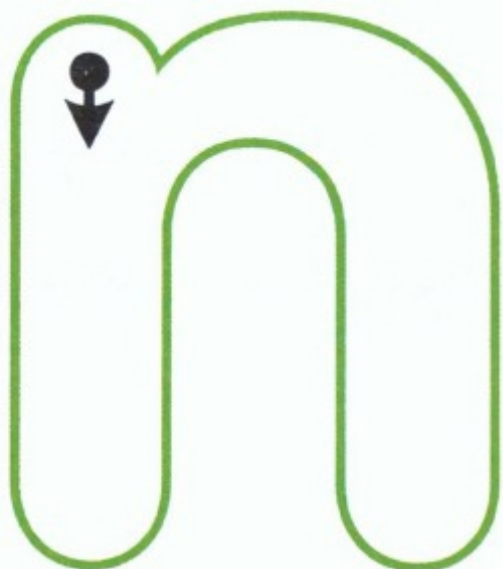
Show and Tell


Literacy

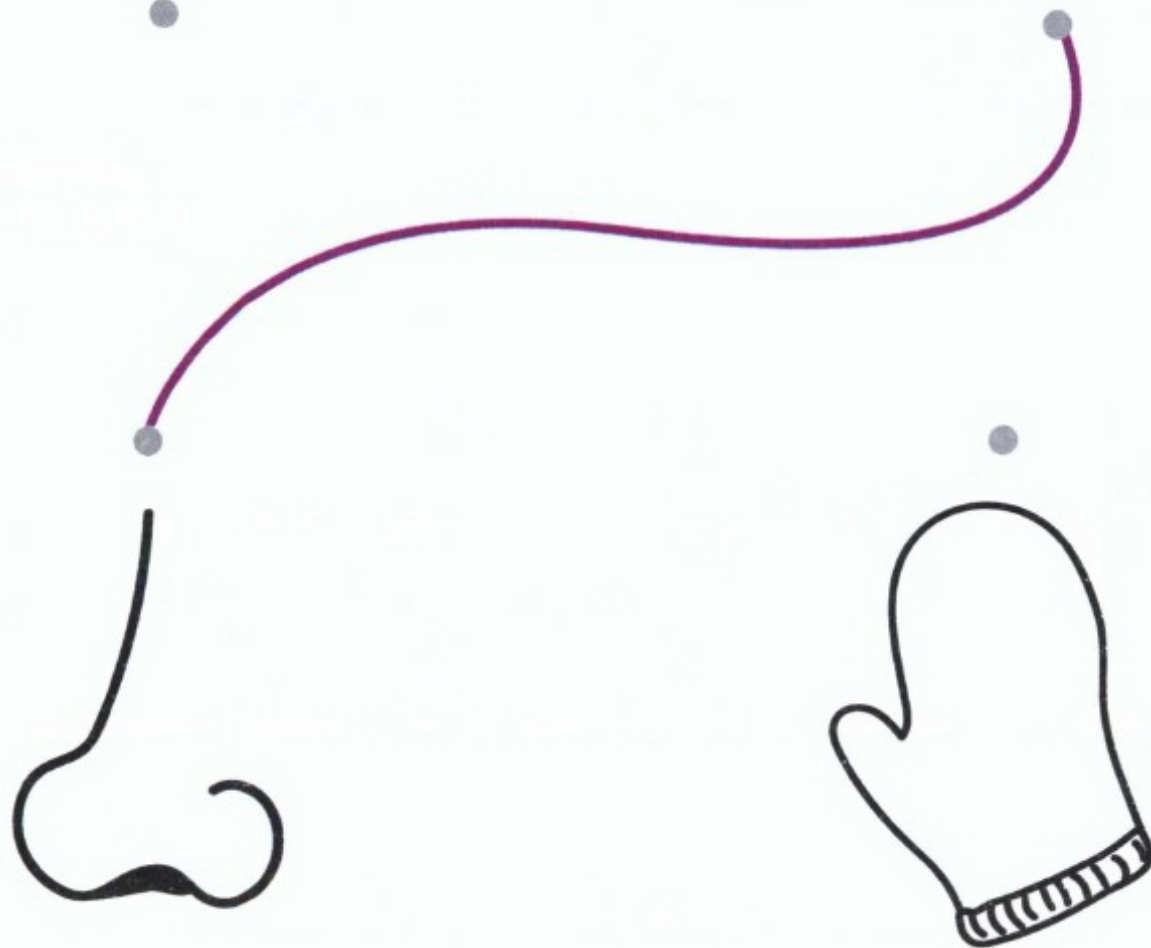


Kathryn Harper
Gabby Pritchard
Margaret Whitfield







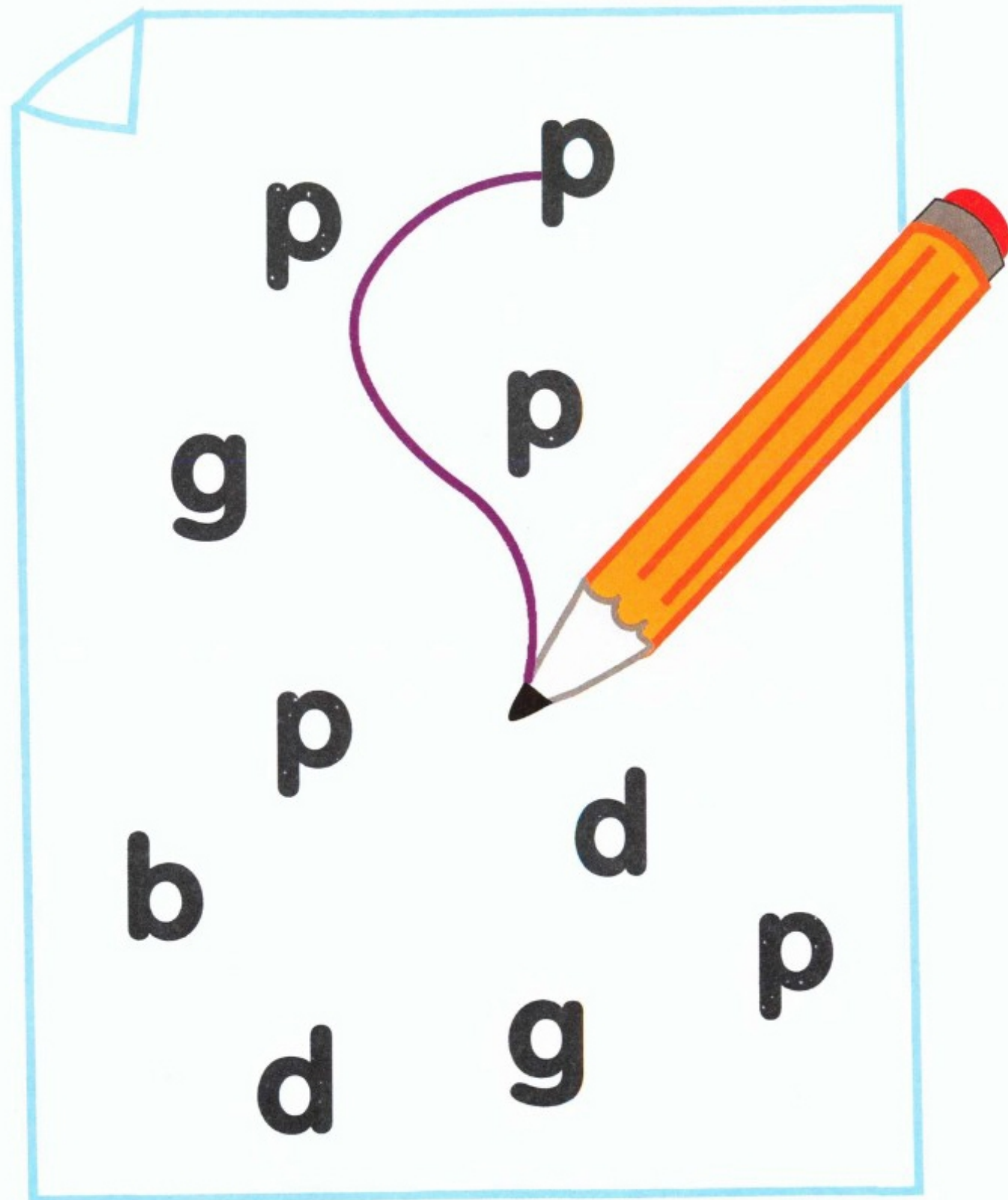


I can read





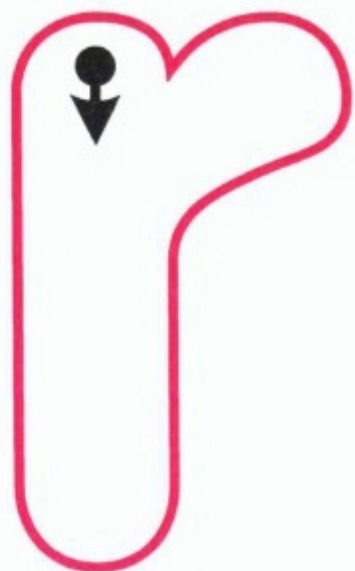
m o m


Unit 6





			
p	q	g	p
q	a	q	d
g	g	p	q
d	q	p	a
q	p	d	q









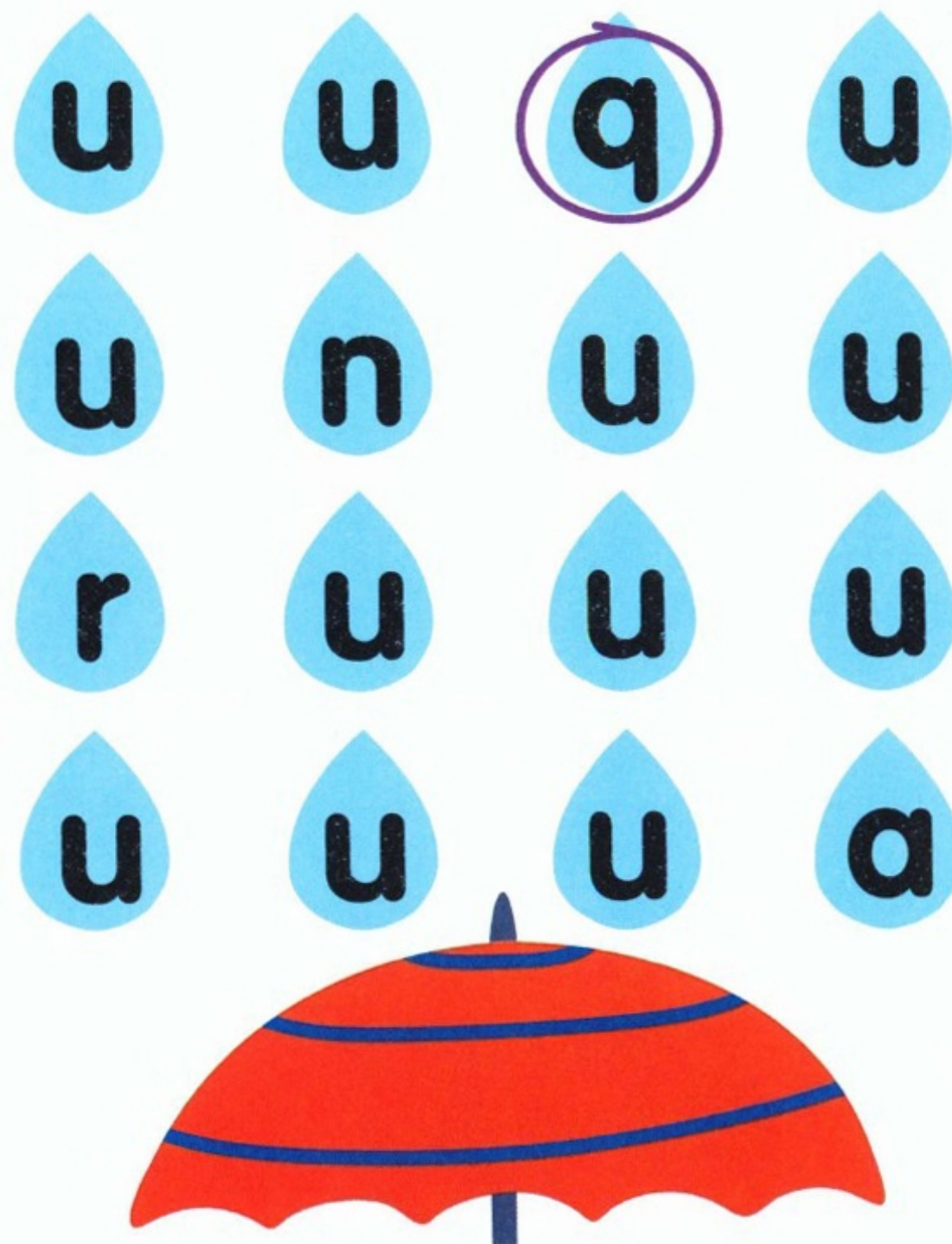
I can read




red









 <p>I can read</p>	 <p>sun</p>	 <p>cat</p>
---	---	---

2nd edition



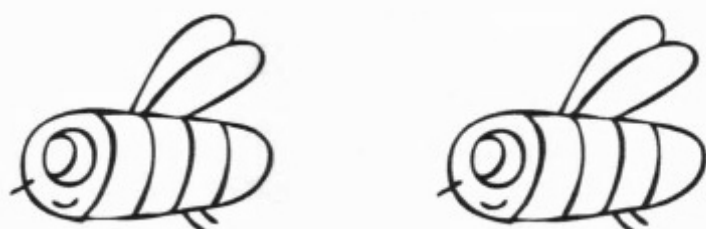

Show

and
Tell

Numeracy




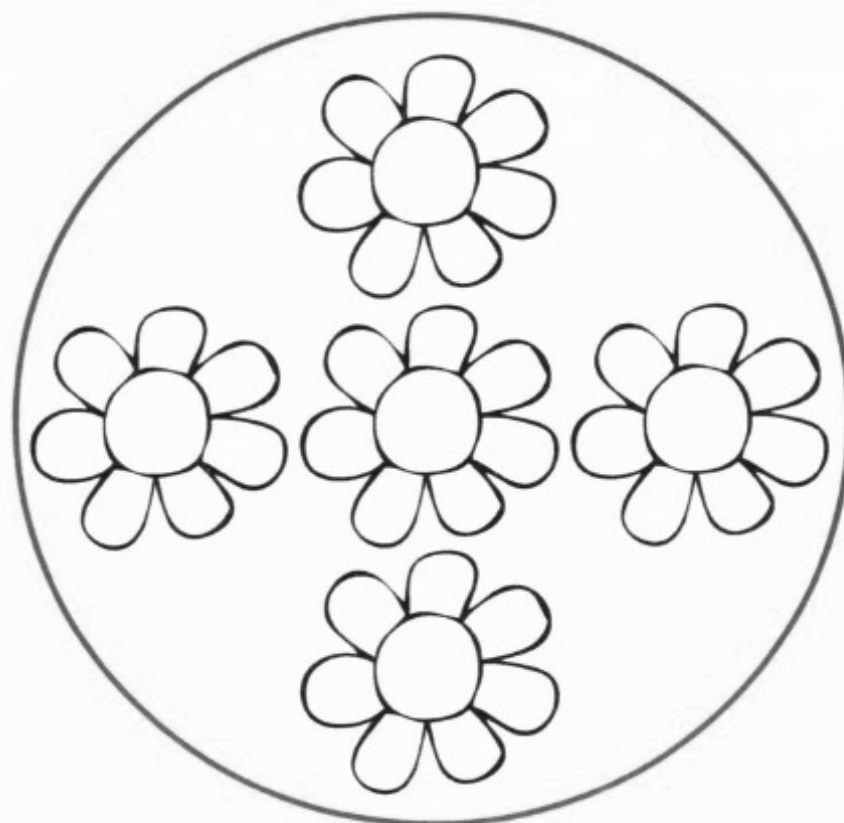

Erika Osváth




1 Look and count. 2 Color. 3 Say.

Vocabulary: flowers, bees, trees, more, fewer

Structure: How many (flowers)?














1 Look and point. 2 Color if it is bigger. 3 Say.

Vocabulary: small, smaller, big, bigger, Prickly, Benny, tree

Structures: Is he/she (smaller)? Is this (bigger)?







1 Look and count. 2 Color if there are more. 3 Say.

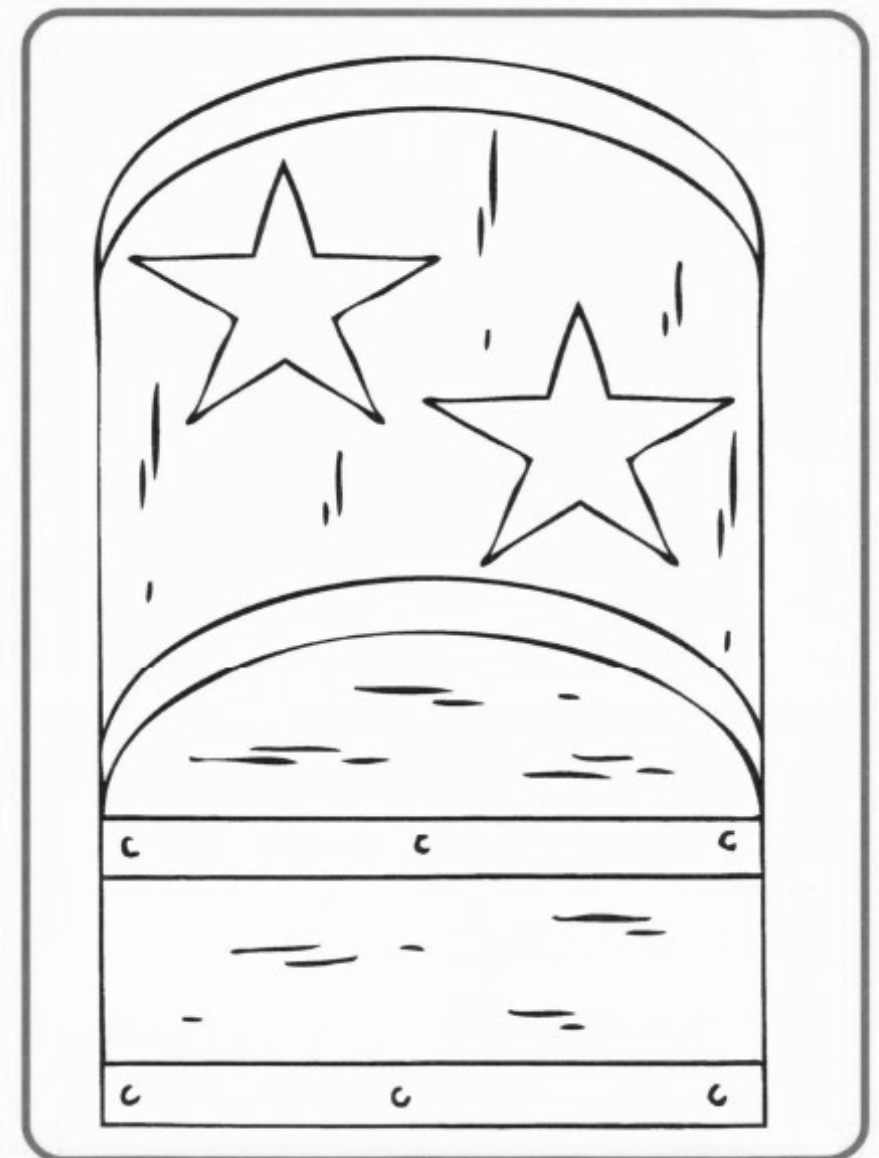

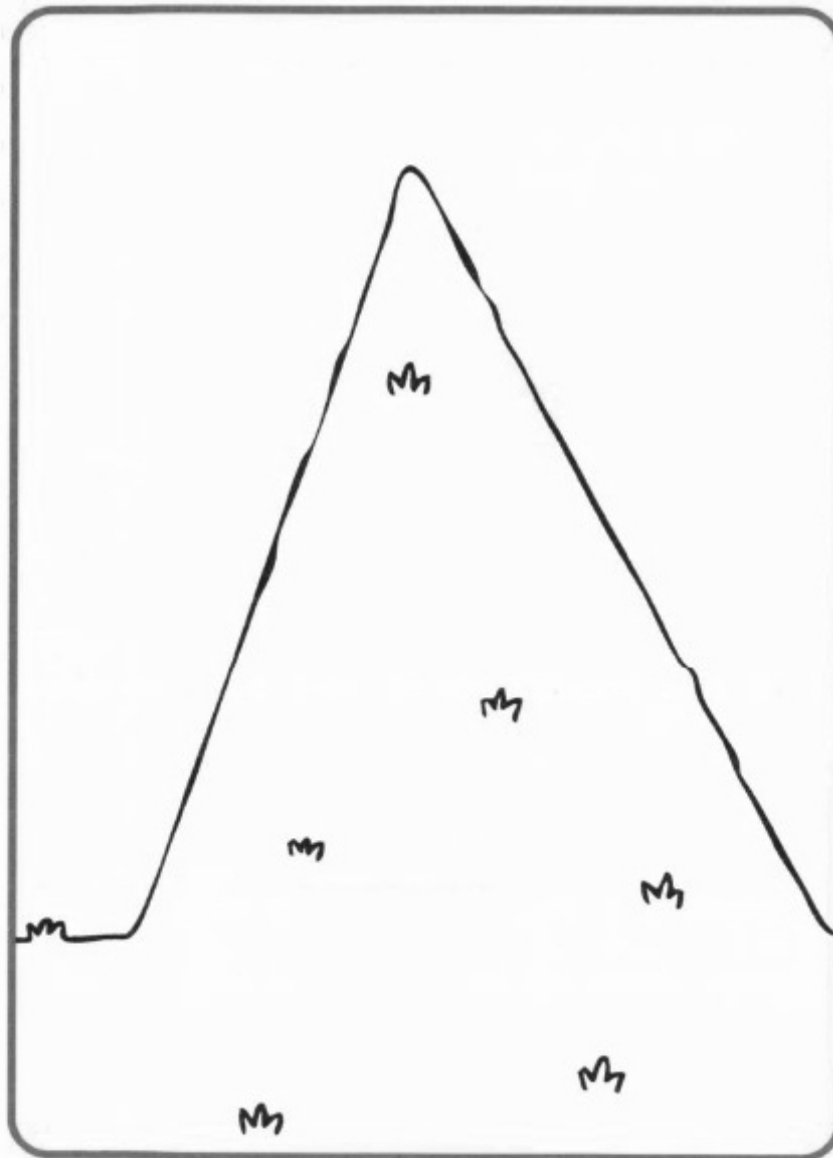

Vocabulary: 7, 1-6, trains, cars, balls, more, fewer

Structure: How many (trains)?

Unit 6

Counting to 7








1 Find. 2 Color. 3 Say.

Vocabulary: triangle, star, hill, hat, boy, toy box




Structures: Where's a (triangle)? How many (stars)?



1 Count the . 2 Count the . 3 Color if there are more.

Vocabulary: 8, 9, 1-7, mat, triangles, squares


Structure: How many (squares)?





1 Count the dots. 2 Count the pets. 3 Color if there are the same.

Vocabulary: 1-8, cats, turtles, the same

Structures: How many (cats)?







1 Look and point. 2 Count. 3 Draw the spots.

Vocabulary: dog, spots, the same

Structures: How many (spots)?

Unit 7
The same

29



Oxford University Press
is the world's authority
on the English language.

As part of the University of
Oxford, we are committed to
furthering English language
learning worldwide.

We continuously bring
together our experience,
expertise and research to
create resources such as
this one, helping millions of
learners of English to achieve
their potential.



OXFORD
UNIVERSITY PRESS

DILMAJ LANGUAGE ACADEMY

2nd edition Show and Tell

Creating young thinkers
with great futures



Future is Today
آینده همین امروزه

www.DilmajAcademy.ir