

2nd edition

# Show and Tell

1 B



**Student Book**  
**Activity Book**  
**Literacy Book**  
**Numeracy Book**

این مجموعه با تلاش تیم آکادمی زبان دیلماج  
جهت رفاه حال زبان آموزان در تهیه کتاب مورد نظر، جمع آوری گردیده است  
هرگونه کپی برداری خارج از سیستم آموزشی، شامل پیگرد قانونی خواهد بود







2nd edition

# Show and Tell



Kathryn Harper  
Gabby Pritchard  
Margaret Whitfield



# Unit 2

## What's this?

### Lesson 1









## Read with me

## Lesson 3

## What's This?



Unit 2 - Lesson 3

Story

26

1 Watch. Talk about the pictures. 2 1.35 Listen and point. Listen and repeat. 3 1.36 Sing and do.

Vocabulary: doll, boat, teddy bear, ball, bus, cat, book, bag


Structures: Find the (boat). What's this? It's a (ball).

AB  
26NB  
9



# Count with me

## Lesson 4



1 1.37 Listen and point. Listen and repeat.

Vocabulary: 1, 2, 3, 4, bee(s), door(s), balls, boats

2 1.38 Chant and do.

3 Find and color. Count and say.

Unit 2 · Lesson 4

Counting

27



# Follow me

## Lesson 5

Let's play with the teddy bears.

Good idea!




d



dog

e



elephant



# Explore with me

## Lesson 7







f



fish



1 1.43 Listen and point. Chant and do. 2 Trace and draw. 3 Find and stick. 4 Circle the pictures blue, yellow, or red.


Phonics focus: d, e, f

Vocabulary: fish, dog, elephant



# Show me

## Lesson 9



Find a doll.



# Show and Tell

Lesson 10



This is my cat. It's new.



1 Talk about the pictures. 2 Make a *Show and Tell* box. 3 Show and tell.

Vocabulary: old, new, Toys

Structures: This is my (cat). It's old/new.

Unit 2 • Lesson 10

Project

33



## Unit 3

## How many eyes?

## Lesson 1





I have 2 eyes.





## Read with me

## Lesson 3


## I'm A Bird!





# Count with me

## Lesson 4



1



2



3



4



5

1 1.50 Listen and point. Listen and repeat. 2 1.51 Chant and do. 3 Count and match.

Vocabulary: 1, 2, 3, 4, 5, dives, elephant, dolls, dogs, teddy bears, cats



## Follow me

## Lesson 5

We need to wash  
our hands.

Okay. Pass the  
soap, please.





1 1.54 Listen and point. Chant and do. 2 Play the game. 3 Trace and draw.

Phonics focus: g, h

Vocabulary: goat, hat




# Explore with me




Lesson 7







**insect**



1 1.56 Listen and point. Chant and do. 2 Trace and draw. 3 Find and stick. 4 Circle the pictures blue, yellow, or red.



Phonics focus: g, h, i

Vocabulary: insect, goat, hat



# Show me

## Lesson 9



Eyes.



I have 2 eyes.





This is my picture. It's soft.





# The Scarecrow

Review 1









## Unit 4

## What do you ride?

## Lesson 1





Do you have a bus?

Yes.



1 1.61 Listen and point. 2 Play the game. 3 1.62 Listen and stick. Listen and repeat.

**Vocabulary:** car, bus, bike, train

**Structures:** Do you have a (bus)? Yes. / No.

Unit 4 - Lesson 2

Game

47




## Read with me

## Lesson 3


## What Color Is It?









1	2	3	4	5
---	---	---	---	---




1	2	3	4	5
---	---	---	---	---



1	2	3	4	5
---	---	---	---	---



1	2	3	4	5
---	---	---	---	---



1	2	3	4	5
---	---	---	---	---

1 1.65 Listen and point. Listen and repeat. 2 1.66 Chant and do. 3 Count and color the number. Say.

Vocabulary: 1, 2, 3, 4, 5, boat, trains, buses, planes, cars, Colors

Unit 4 • Lesson 4

Counting

49



Shh. Sit down and be quiet, please.

Oops! Sorry.







juice




kite



# Explore with me

## Lesson 7



.....



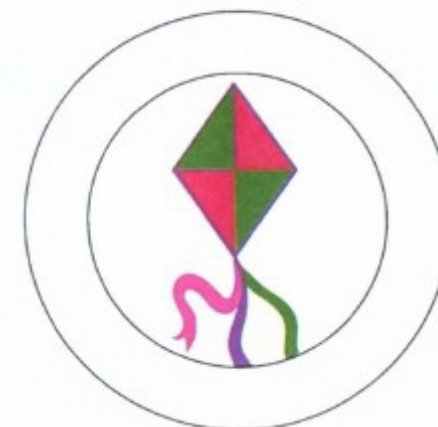
.....







leg



1 1.71 Listen and point. Chant and do. 2 Trace and draw. 3 Find and stick. 4 Circle the pictures purple, green, or pink.

Phonics focus: j, k, l

Vocabulary: leg, juice, kite



# Show me


## Lesson 9







My car wheel picture.



1 Talk about the pictures. 2 Make a wheel picture. 3 Show and tell.

**Vocabulary:** picture, wheels, Transportation

**Structure:** My (car) wheel picture.



### Unit 2 What's this?

(page 117)

book	pencil
crayon	bag

### Unit 3 How many eyes?

(page 119)

eyes	ears
nose	mouth

### Unit 4 What do you ride?

(page 121)

car	bus
bike	train



## Unit 2

## What's this?









## Unit 3

## How many eyes?










## Unit 4


## What do you ride?











2nd edition

# Show and Tell



Kathryn Harper  
Gabby Pritchard  
Margaret Whitfield

Activity Book



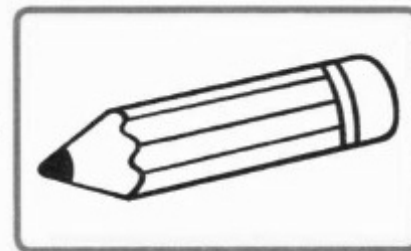
1



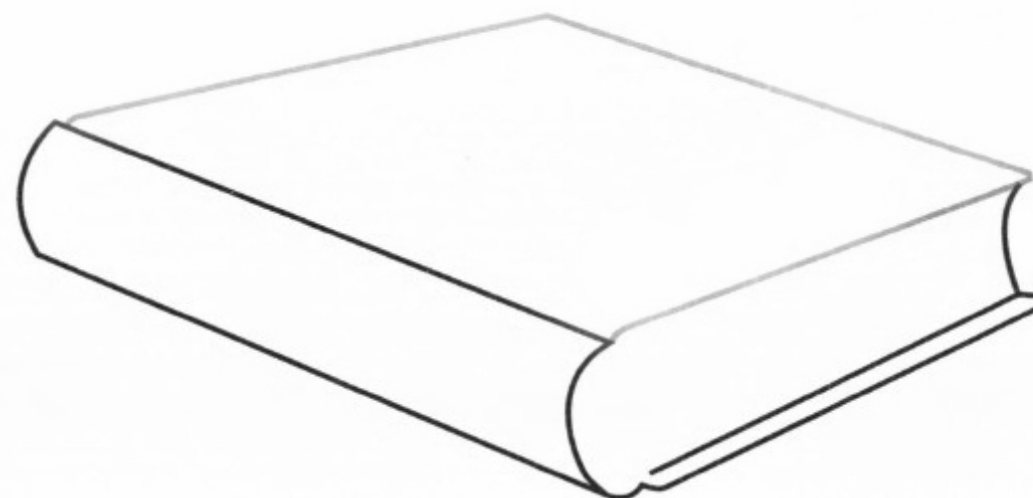


# Unit 2

## What's this?

### Lesson 1







1 What's this? Trace and say.






Vocabulary: crayon, bag, pencil, book

Structures: What's this? It's a (book).



# Read with me

## Lesson 3







1 Color and count. Say.

Vocabulary: 1, 2, 3, 4, bags, balls, boats, books, crayons, pencils, teddy bear

Unit 2 • Lesson 4


Counting

27




## Follow me

## Lesson 5







d



e



1 Find and circle.

Phonics focus: d, e



Vocabulary: dog, elephant

Unit 2 • Lesson 6

Phonics

29









d •



e •



f •

**1 Match and say. Color.**

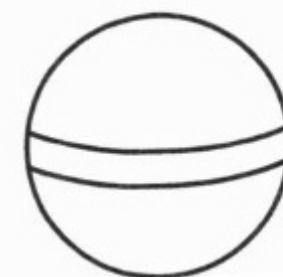


Phonics focus: d, e, f

Vocabulary: dog, elephant, fish

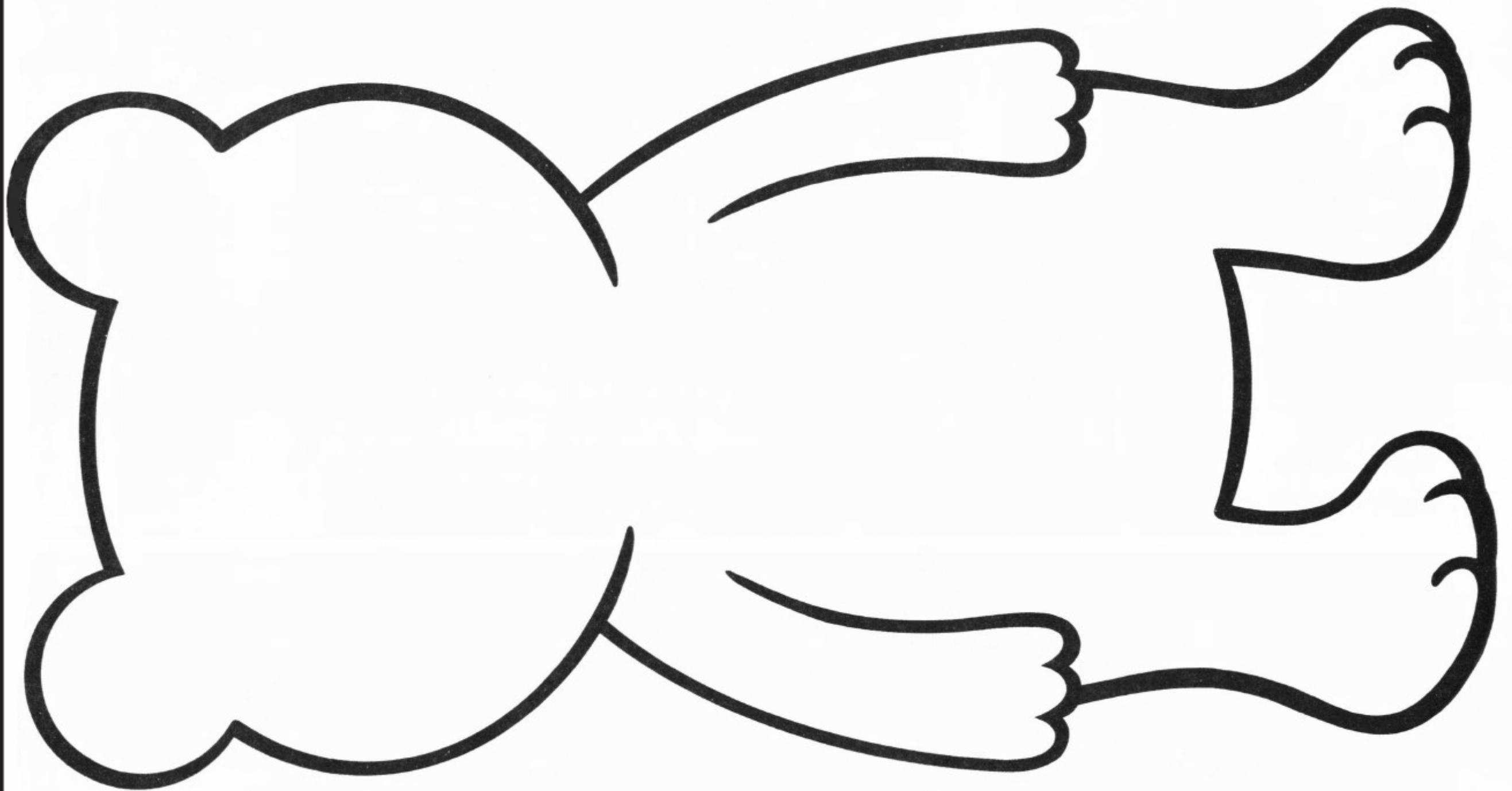


## Show me

## Lesson 9







1 Color and say.

Structures: What's this? This is my (teddy bear). It's old/new.

Unit 2 • Lesson 10

Project

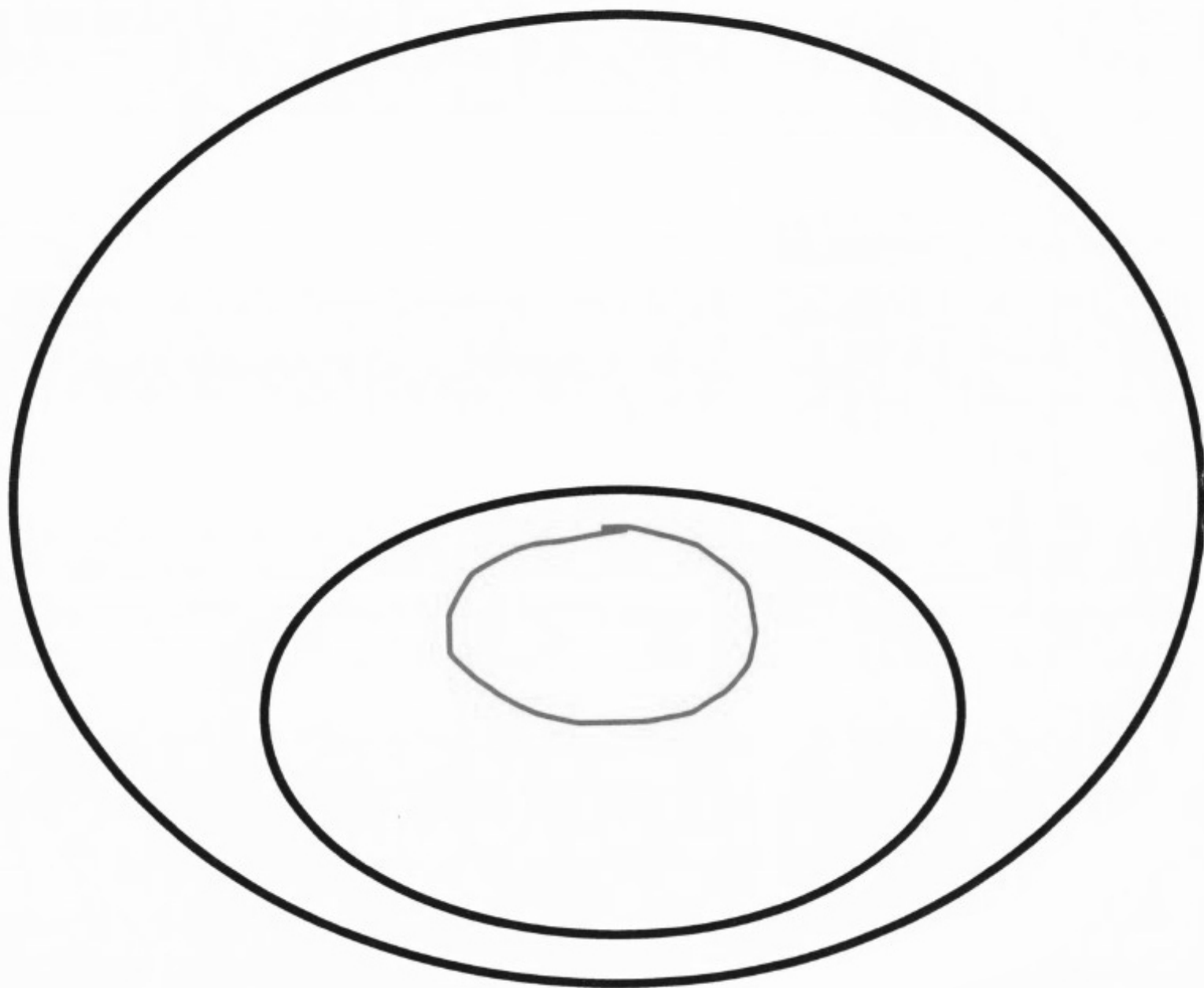

33







## Unit 3

## How many eyes?

## Lesson 1







1 What's missing? Trace, point, and say.

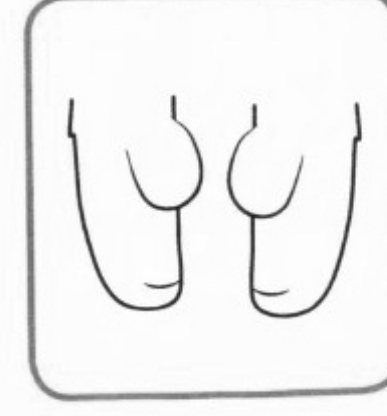
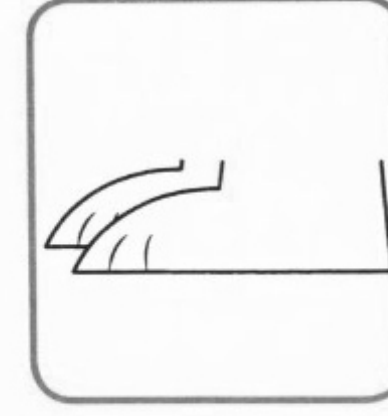
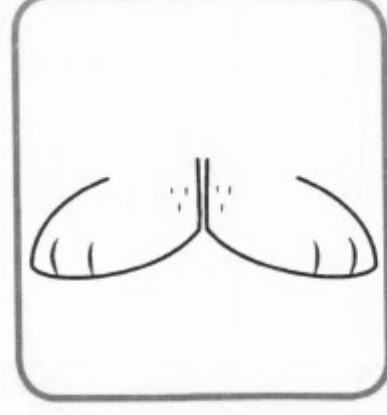
Vocabulary: nose, ears, mouth, eyes

Structures: I have 1 (nose). I have 2 (ears).





# Read with me

## Lesson 3








1

2



3

4



4

5

1 Count and say. Circle the number.

Vocabulary: 1, 2, 3, 4, 5, nose, hands, feet

Unit 3 - Lesson 4



Counting

37




# Follow me

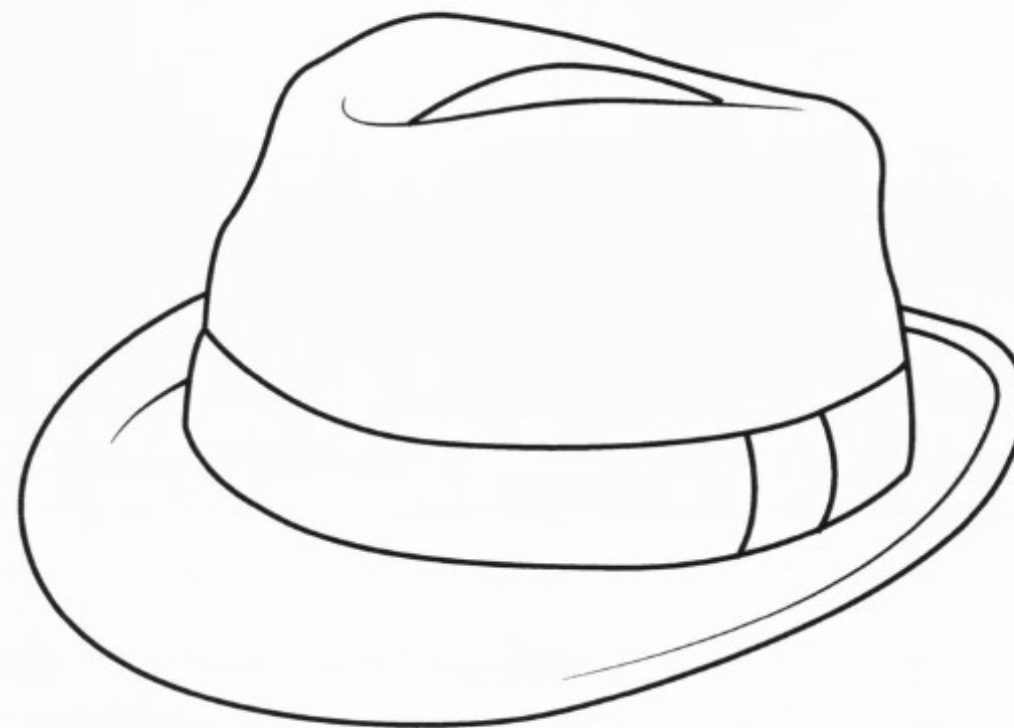
## Lesson 5







g h



g h

1 Look, circle, and say.

Phonics focus: g, h

Vocabulary: goat, hat

Unit 3 - Lesson 6



Phonics

39



## Explore with me

## Lesson 7







1 Match and say.




Phonics focus: g, h, i

Vocabulary: goat, hat, insect




## Show me

## Lesson 9







1 Trace and color.

Structure: This is my picture.

Unit 3 • Lesson 10


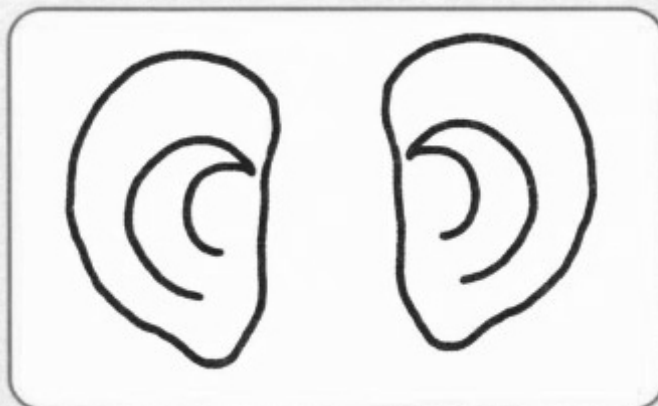
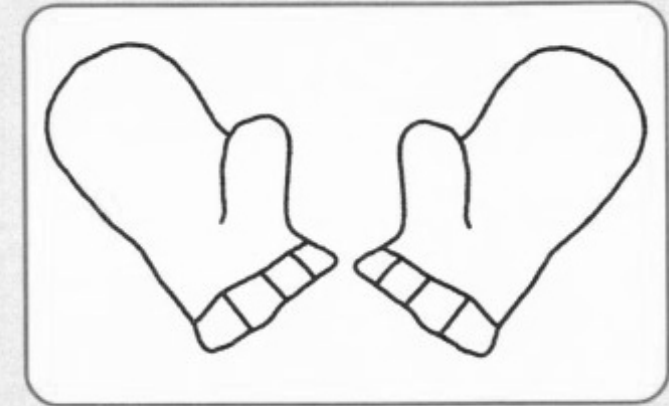
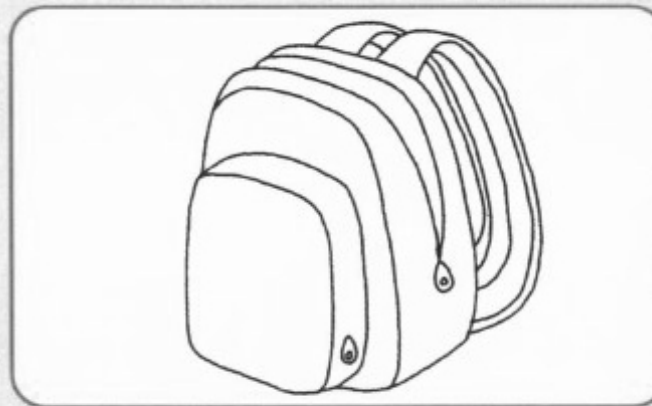




Project

43



## Review 1


Units 1-3





## Review 1

Units 1-3



1 Color the things you know in blue, yellow, or red.

2 Color for you.

Vocabulary: arms, ball, boat, body, doll, ears, eyes, feet, hat, head, legs, mouth, nose, shoes, teddy bear, toy box

Structures: This is a (doll). It's a (boat). 2 (arms).



## Unit 4

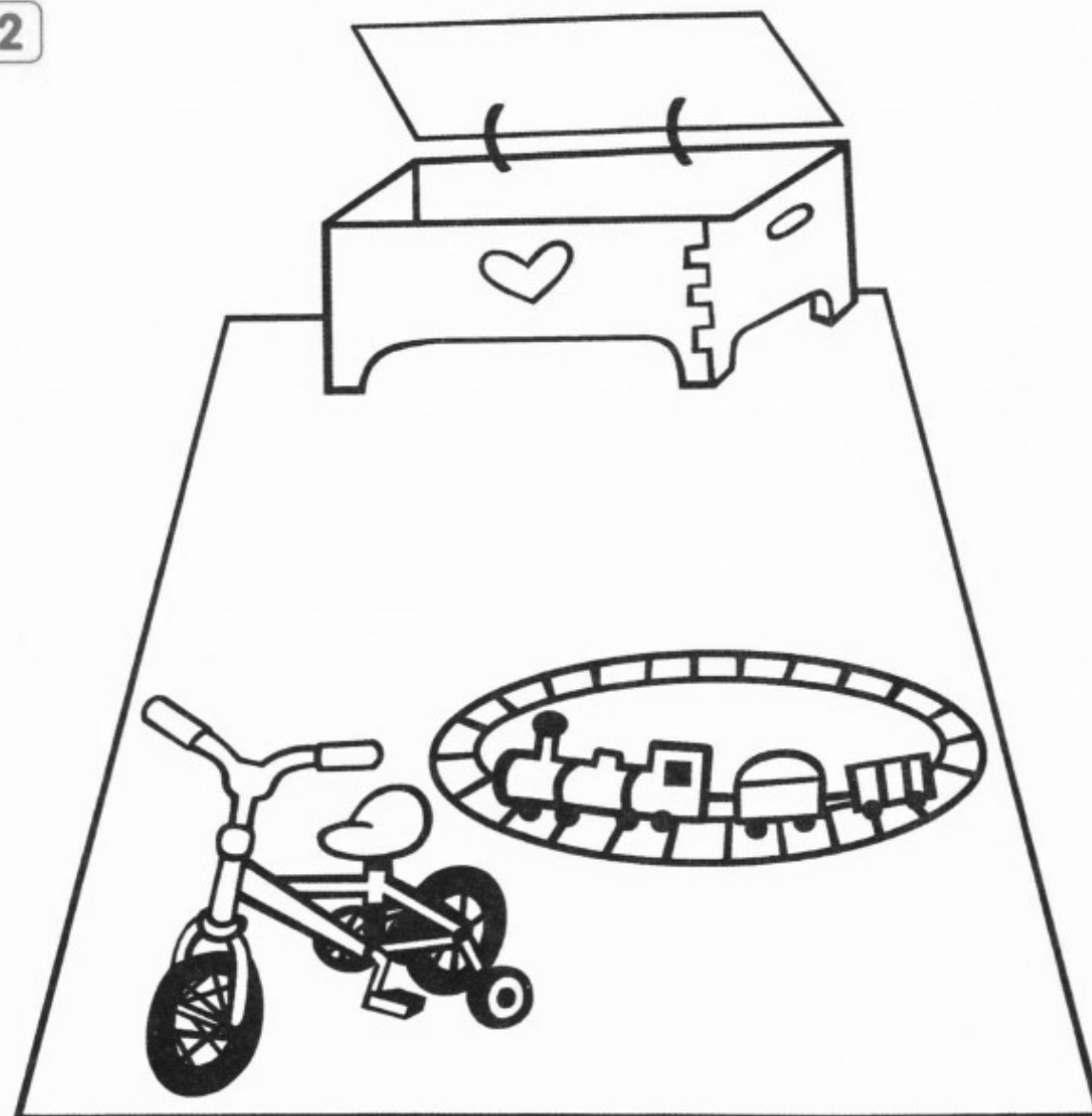
## What do you ride?

## Lesson 1




1



2







1 Find the toys and color the ○.

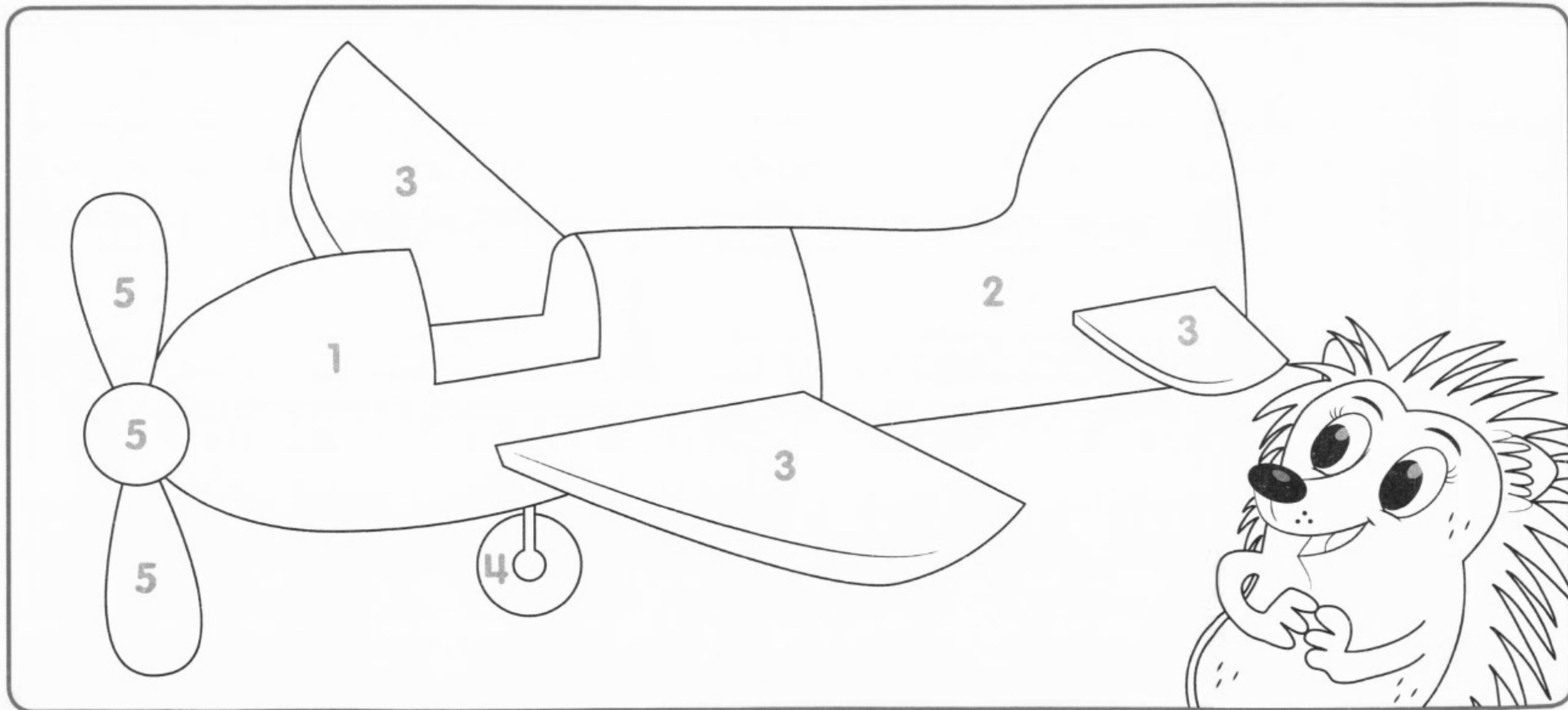
Vocabulary: bike, train, car, bus

Structures: Do you have a (bus)? Yes./No.

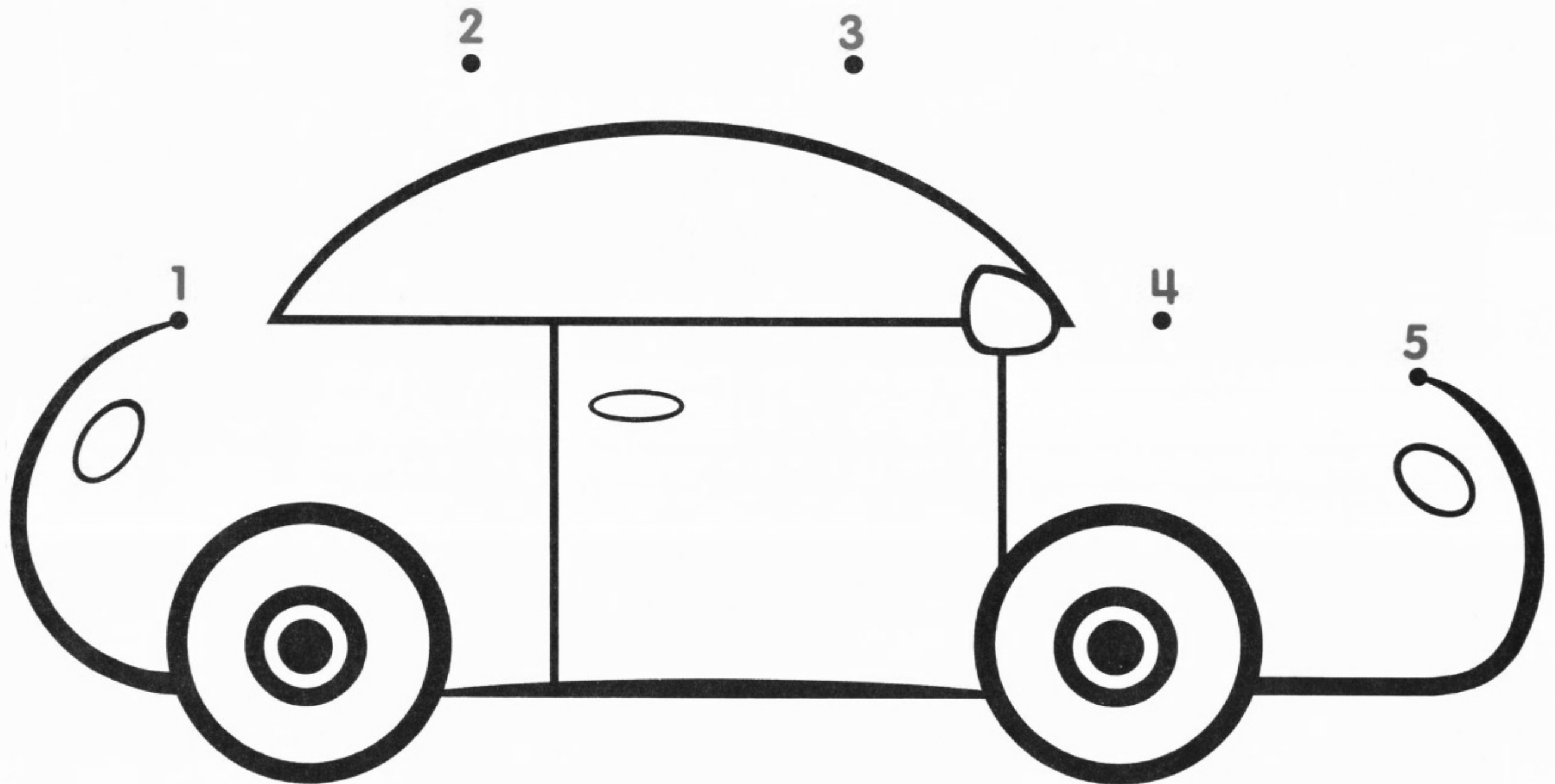


## Read with me

## Lesson 3







1 Connect the dots. Color.

Vocabulary: 1, 2, 3, 4, 5

Unit 4 • Lesson 4

Counting

49

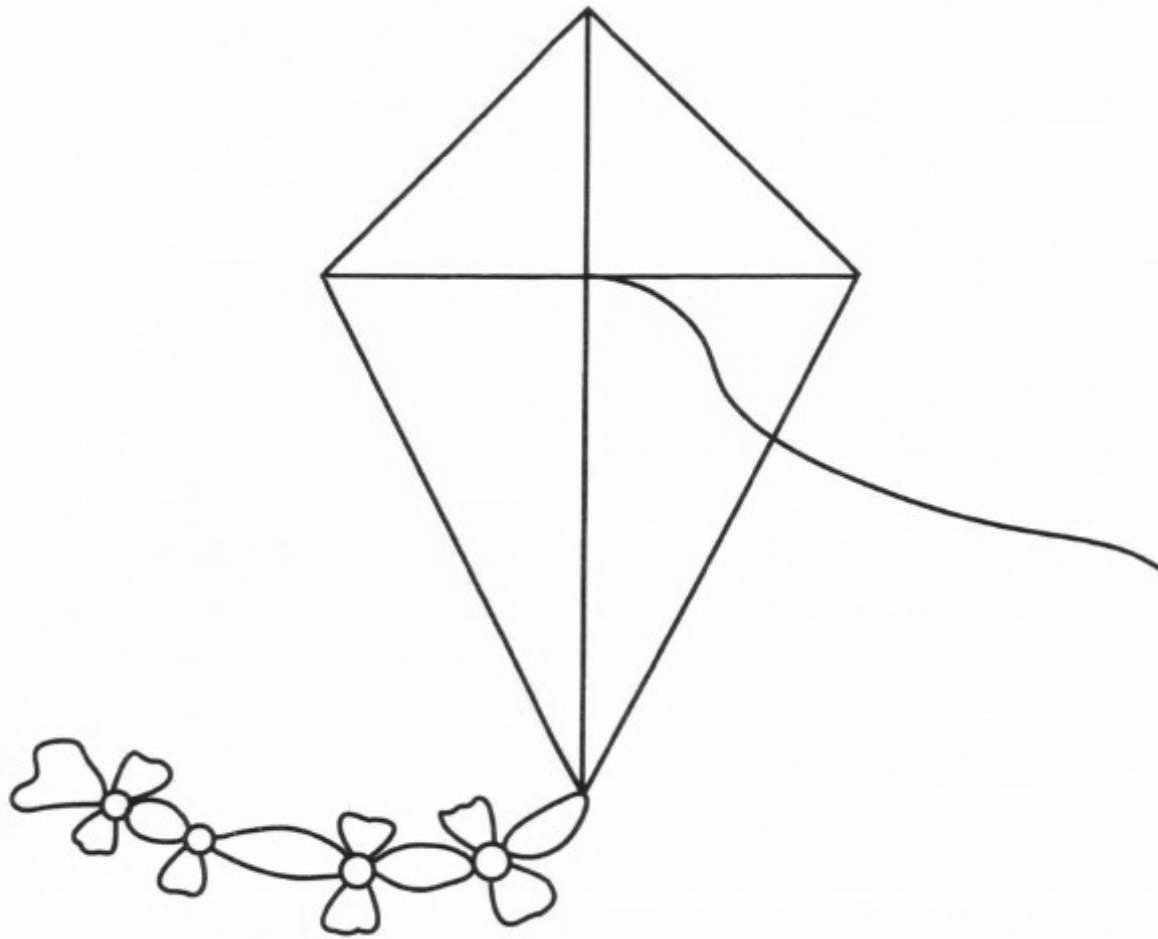


## Follow me

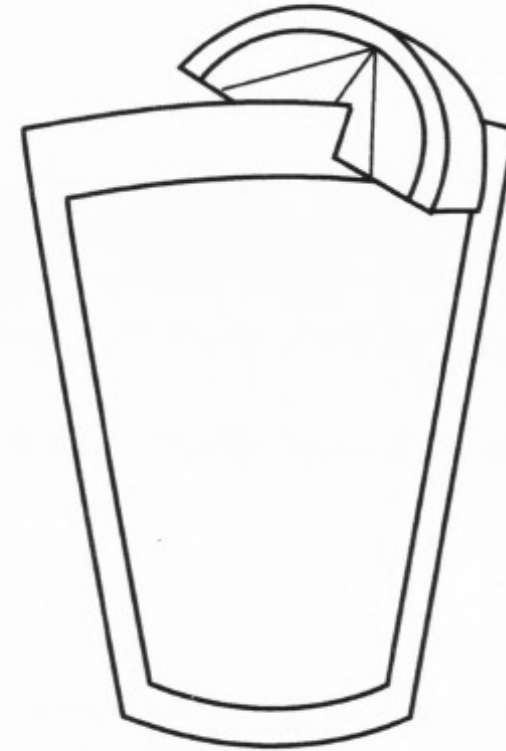
## Lesson 5







j k



j k

1 Look, circle, and say.


Phonics focus: j, k

Vocabulary: kite, juice



## Explore with me

## Lesson 7





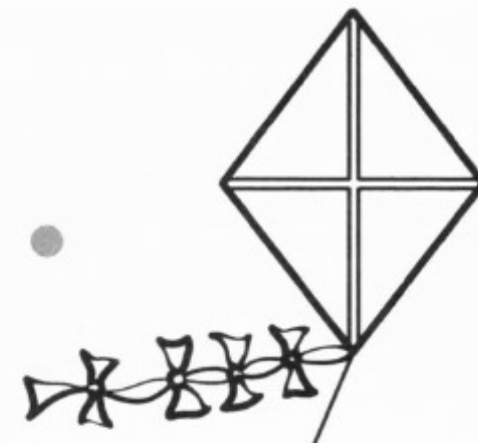
j



k



l






1 Match and say. Color.

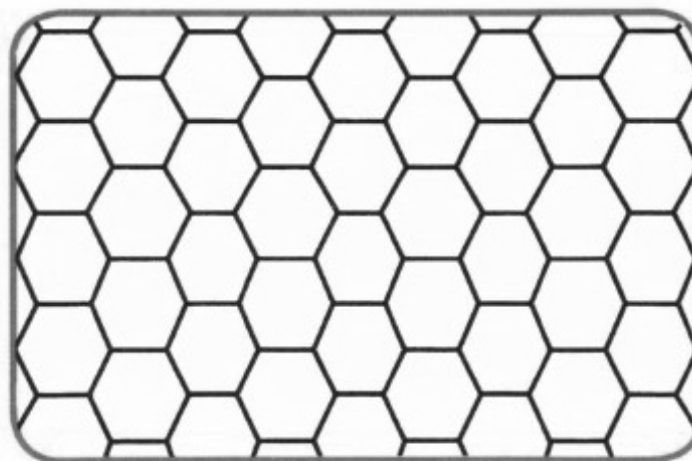
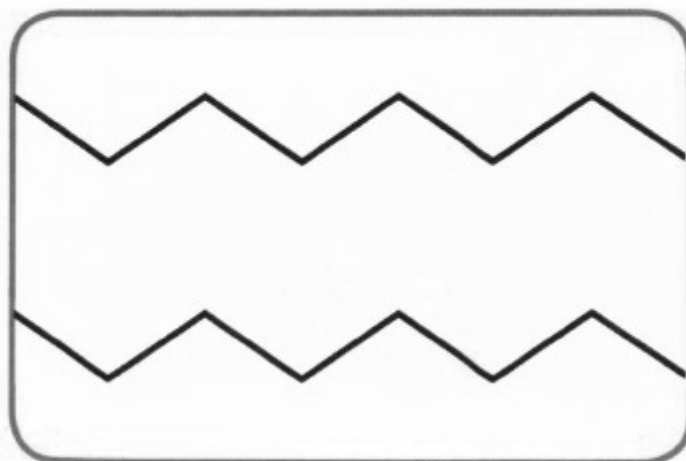



Phonics focus: j, k, l

Vocabulary: juice, kite, leg









1 Look and match.

Vocabulary: car, bike, bus

Structure: A (car) wheel.

Unit 4 - Lesson 10

Project

55









2nd edition

# Show and Tell


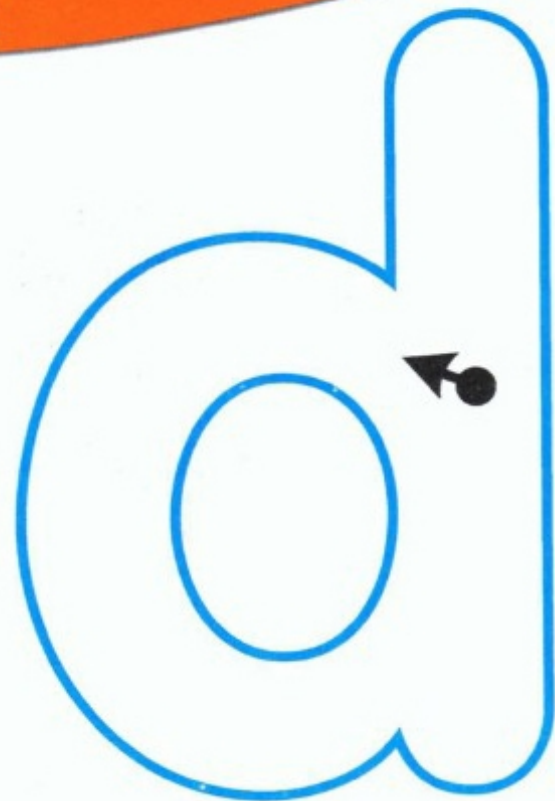
## Literacy



Kathryn Harper  
Gabby Pritchard  
Margaret Whitfield



## Unit 2





c




d

a











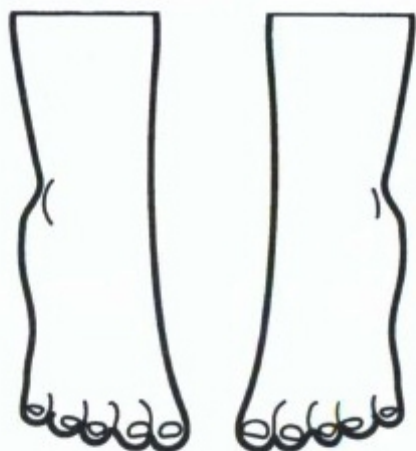
d



e





f



















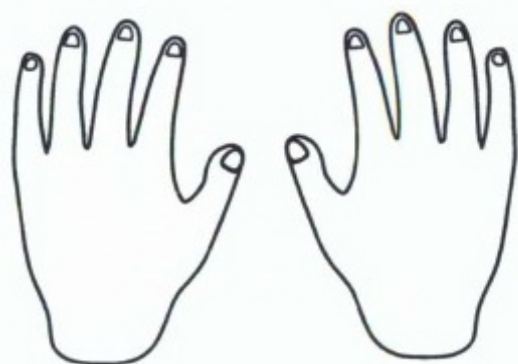
g



h



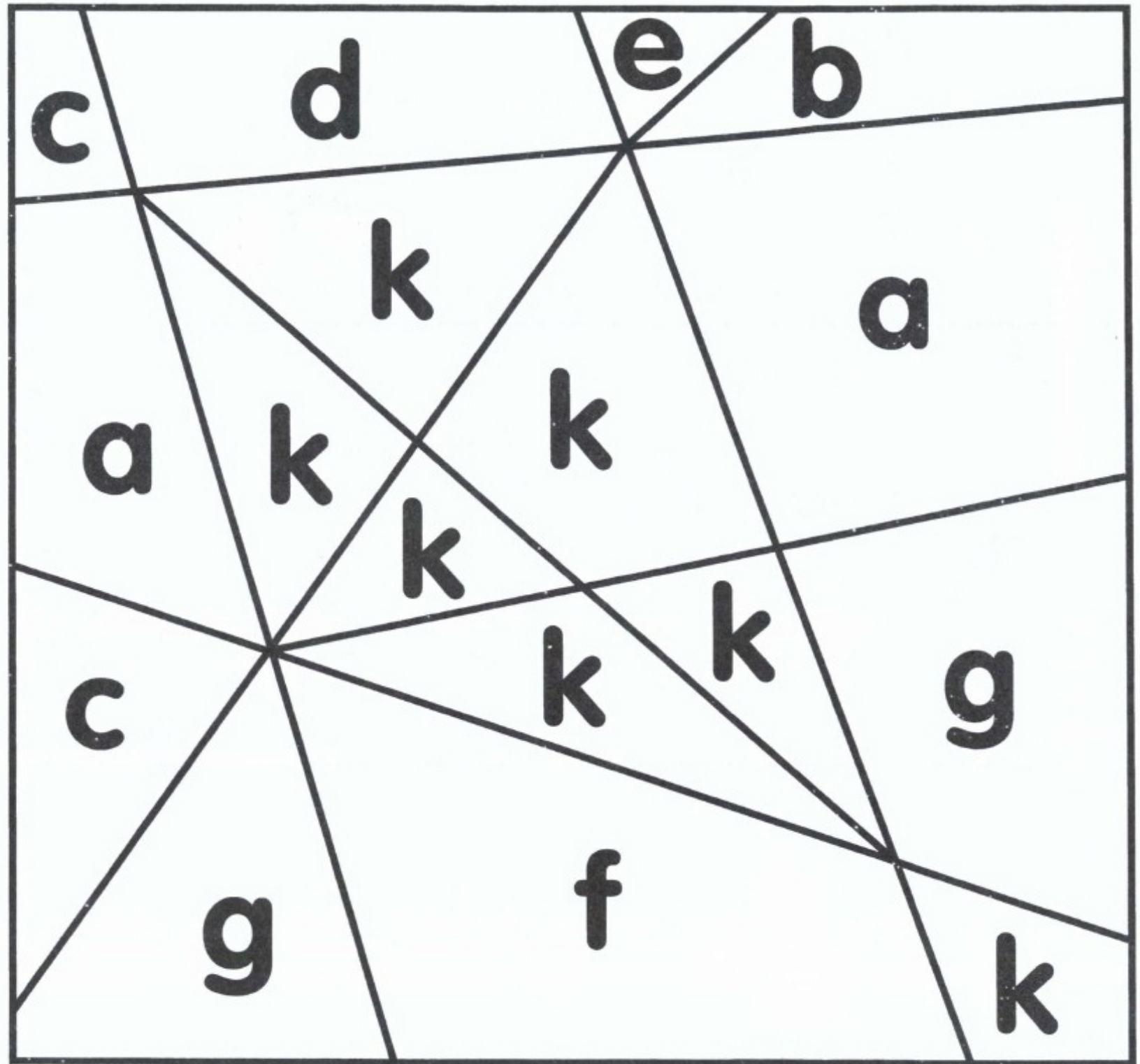
i




















j



k



l



I can read



leg







2nd edition

Show

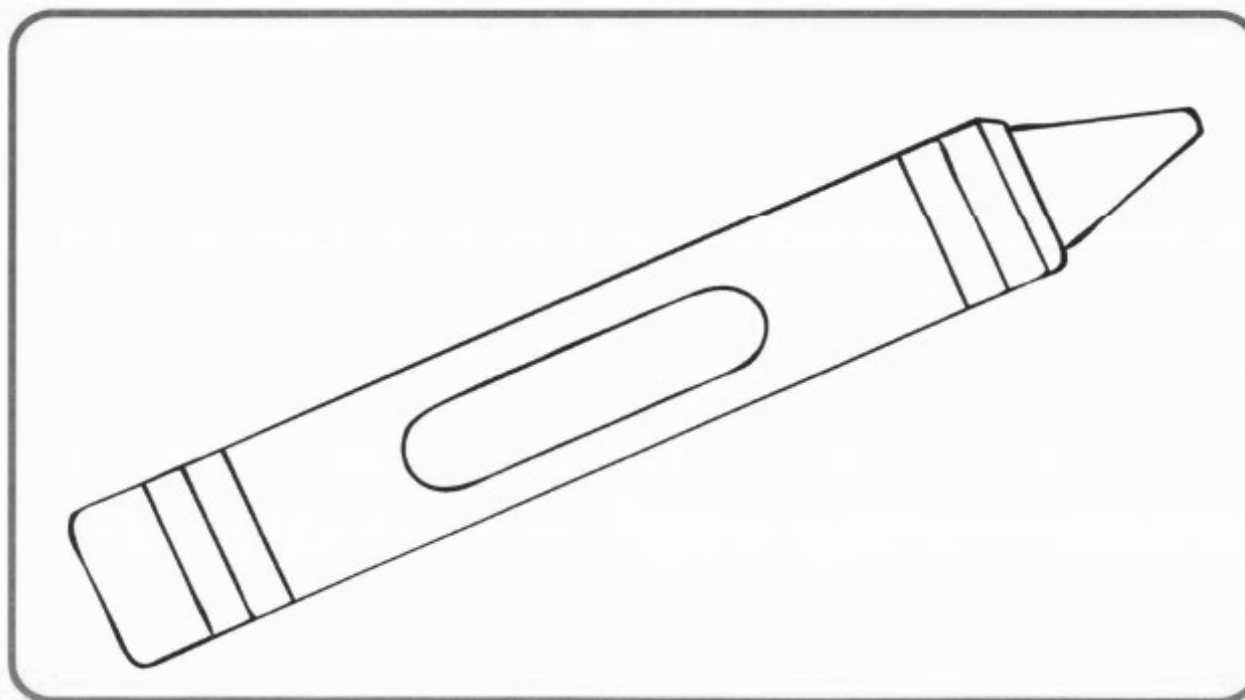
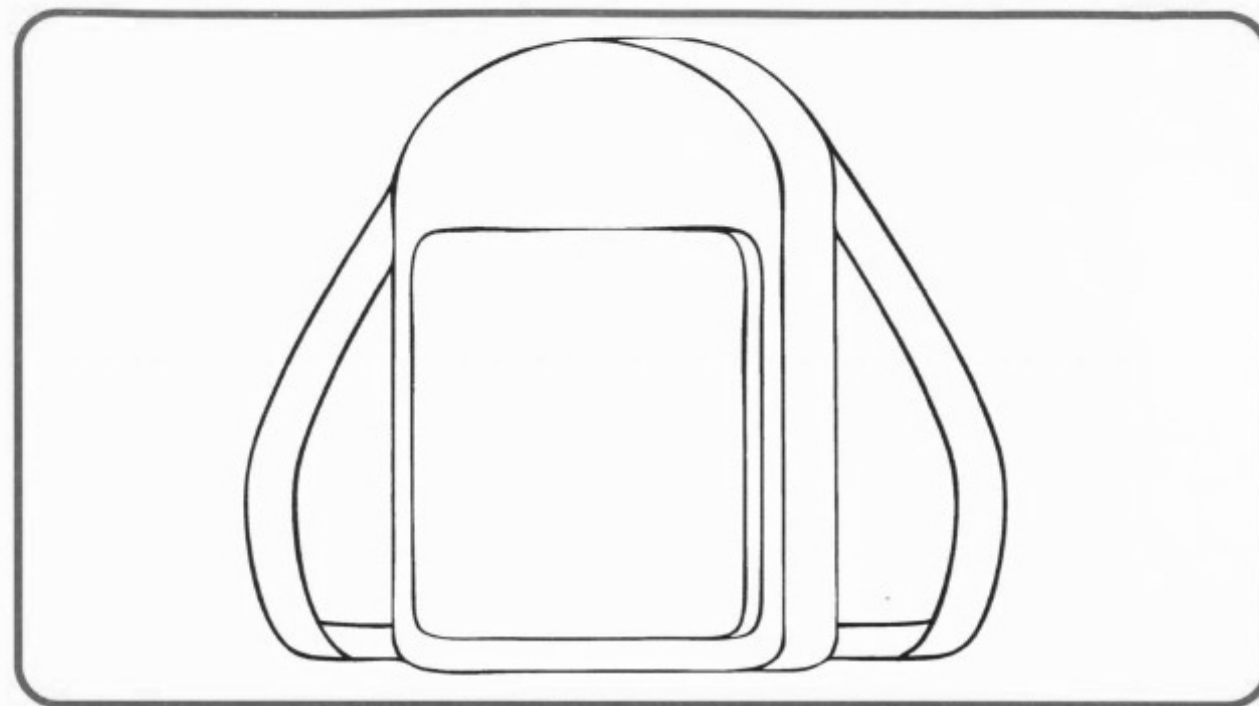

and  
Tell

Numeracy



Erika Osváth






1 Count. 2 Color if there is 1. 3 Close your book and remember.


Vocabulary: 1, 2, books, bag, crayon,

Structure: How many (books) are there?










1 Look and trace with your finger. 2 Match with number flashcards. 3 Color.

Vocabulary: 1, 2, stick, swan


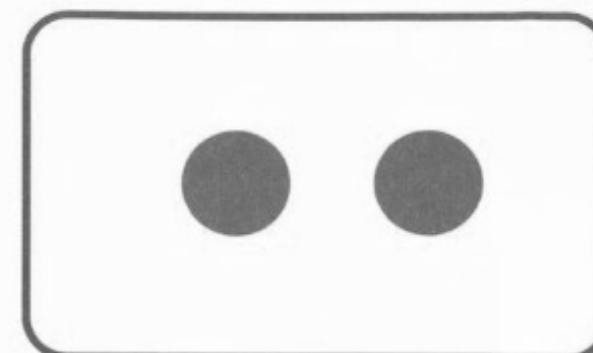
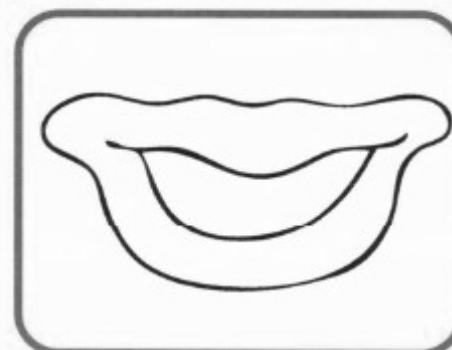
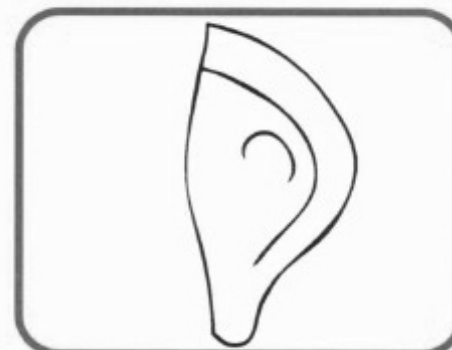
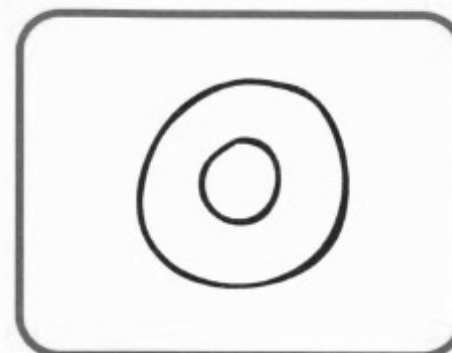

Structure: What's this?

**Unit 2**  
Recognizing the shape  
of numbers 1, 2











1 Count. 2 Draw the same number of dots.


Vocabulary: 1,2, eyes, ears, nose, mouth

Structures: How many (eyes)? (2) (eyes).











1 Look. 2 Count the dots. 3 Clap the number and say.


Vocabulary: 1, 2, clap

Structure: How many dots?


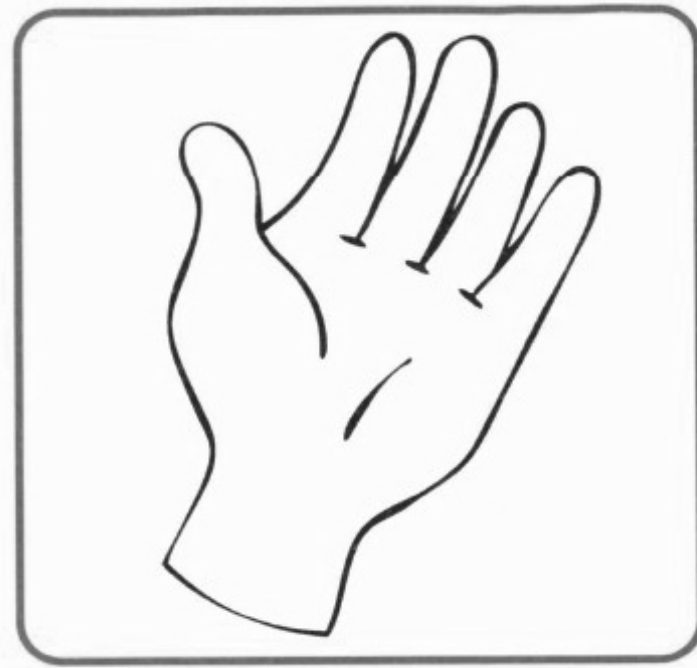




3




4



5








1 Look and say. 2 Look and trace the windows. 3 Color.




Vocabulary: windows, square, bus

Structures: What's this? How many windows are there?












1 Point and draw dots. 2 Color the first. 3 Color the last.

Vocabulary: 1, 2, 3, 4, first, last

Structure: How many dots are there?















Oxford University Press  
is the world's authority  
on the English language.

As part of the University of  
Oxford, we are committed to  
furthering English language  
learning worldwide.

We continuously bring  
together our experience,  
expertise and research to  
create resources such as  
this one, helping millions of  
learners of English to achieve  
their potential.



**OXFORD**  
UNIVERSITY PRESS

DILMAJ LANGUAGE ACADEMY

# 2nd edition Show and Tell

Creating young thinkers  
with great futures



**Future is Today**

آینده همین امروزه

[www.DilmajAcademy.ir](http://www.DilmajAcademy.ir)