

2nd edition

Show and Tell

1 A



Student Book
Activity Book
Literacy Book
Numeracy Book

این مجموعه با تلاش تیم آکادمی زبان دیلماج
جهت رفاه حال زبان آموزان در تهیه کتاب مورد نظر، جمع آوری گردیده است
هرگونه کپی برداری خارج از سیستم آموزشی، شامل پیگرد قانونی خواهد بود



2nd edition

Show and Tell



Kathryn Harper
Gabby Pritchard
Margaret Whitfield

Scope and Sequence

Level 1

DILMAJ LANGUAGE ACADEMY

UNIT & BIG QUESTION	VOCABULARY	STRUCTURES	LETTERS & PHONICS	VALUES & FUNCTIONAL LANGUAGE	NUMBERS	CLIL	SHOW AND TELL PROJECT
Hello Do you want to play?	May, Sam, Bird, teacher, boy, girl, welcome, hello, bye-bye, goodbye; Anna; Fifi, Prickly, Benny, bear; blue, yellow, red, ball; leaf, stick, flower	What's your name? I'm (May). This is (Prickly). Find (a). It's (blue/Fifi). Yes. / No. This is (a).	Introduction to alphabet letters: their names and sounds	Greeting politely: Hello. How are you? Hi. I'm fine. Thank you.		Science, Art: Using natural objects to create pictures	Making a name card
Unit 1 Who's in your family?	brother, sister, mom, dad, family; hat, mittens, coat, friend; shoes; baby, cat	Who's he/she? He's/She's my (dad/mom). Put on your (coat). This is a (bear). It's a (baby).	a, b, c apple, bus, cat	Helping friends: Please help me find (my hat). Here it is! Thank you.	1, 2	Social Science: Family and friends	Making a picture frame
Unit 2 What's this?	book, bag, pencil, crayon; doll, boat, teddy bear; bees, doors; old, new	What's this? It's a (crayon). Find the (boat). It's old/new. This is my (cat).	d, e, f dog, elephant, fish	Sharing: Let's play with (the teddy bears). Good idea!	3, 4	Social Science: Old and new toys	Making a Show and Tell box
Unit 3 How many eyes?	eyes, ears, nose, mouth; head, tummy, hands, feet, arms, legs; dives; hard, soft, feather, stone	How many (eyes)? I have 2 (eyes). I have 1 (nose). Clap your hands. Shake your head. Point to your tummy. Stamp your feet. Flap your arms. Bend your legs.	g, h, i goat, hat, insect	Washing hands: We need to wash our hands. Okay. Pass the soap, please.	5	Science: Exploring the sense of touch	Making a Feely Picture
Review 1 Story: The Scarecrow	scarecrow, cloud, fingers, toes, moon			Being active			
Unit 4 What do you ride?	car, bus, bike, train, boat; green, pink, purple, plane, balloon; wheels, fast, slow, big, small, the winner; picture	Do you have a (bus)? Yes. / No. What color is it? It's (green). Let's try a (plane) and a (train). The (train) is (fast/slow). My (car) wheel picture.	j, k, l juice, kite, leg	Thinking of others: Shh. Sit down and be quiet, please. Oops! Sorry.	1, 2, 3, 4, 5	Science: Wheels experiment – size versus speed	Making a wheel picture

UNIT & BIG QUESTION	VOCABULARY	STRUCTURES	LETTERS & PHONICS	VALUES & FUNCTIONAL LANGUAGE	NUMBERS	CLIL	SHOW AND TELL PROJECT
Unit 5 What can you find outside?	tree, lake, hill; slide, swing; seed, pot, water	I see a (tree). I'm big/small. Is it big/small? Yes. / No. It's in the pot.	m, n, o moon, nest, octopus	Playing safely: Look out! Here I come! Okay.	6, 7	<i>Science and Nature:</i> How seeds grow	Making a flower
Unit 6 What's in the toy box?	table, chair, computer, toy box; square, circle, triangle, star; plates, limes, chairs, computers; pattern, stick, glue, cut, scissors, color; mat	Where's the (computer)? It's on/in the (chair/toy box). Look at my (toy box)!	p, q, r pencil, quilt, rabbit	Helping to clean up: Let's help clean up. Okay. Let's put away the (toys). Let's clean the (table).	8, 9	<i>Math, Art:</i> Identifying patterns	Making a shape mat for snack time
Review 2 Story: Incy Wincy Spider	up, down, spider, rain, sun			Being aware of the weather			
Unit 7 What pets do you like?	cat(s), bird(s), rabbit(s), turtle(s); pet, mouse, cute, favorite; pens; play with, feed, brush, love	I like (birds). My favorite pet is a (cat). I (feed) my (pet).	s, t, u sun, table, umbrella	Being kind to animals: Be gentle with (the cat). Okay.	10	<i>Social Science:</i> Looking after pets	Making a sock puppet
Unit 8 What can you do?	roll a hoop, bounce a balloon, stack cups, blow bubbles; throw, hop, count, jump; fly, crawl, swim	I can/can't (blow bubbles). Can you (count)? Yes. / No. (A mouse) can/can't (swim). I can/can't (jump).	v, w, x van, wheel, fox	Valuing others' achievements: Look at me. I can hop! Good job. Hooray!	Numbers 1–10	<i>Science and Nature:</i> What can animals do? What can we do?	Preparing a mini fair
Unit 9 What snacks do you like?	apple, grape, strawberry, banana, snacks; pizza, cheese, cookies, pancakes, honey; carrot(s), tomato(es), cucumber(s); picnic, sandwich	Do you like (apples)? Yes. / No. I don't like (pizza). My favorite snack is (a banana).	y, z yogurt, zoo CVC words bag, hop, ten, cup	Asking politely: May I have (a banana/ some grapes), please? Yes. Sure.	Numbers 1–10	<i>Social Science:</i> Healthy snacks	Preparing a picnic
Review 3 Story: Let's Race!	run, race, orange, stop, wait			Being modest			
The Show and Tell Show! It's a Wrap!	Units 1–9	Units 1–9					

Hello

Do you want to play?

Lesson 1





1 1.06 Listen and point. Listen and repeat. 2 Play the game.

Vocabulary: Anna, May, Sam, hello, goodbye, boy, girl

Structures: What's your name? I'm (Sam).

Hello • Lesson 2
Game


5

Read with me

Lesson 3

Hello, Benny Bear





1 1.09 Listen and point. 2 1.10 Listen and repeat. 3 Color and say. 4 Find blue, yellow, and red things in the room.

Vocabulary: blue, yellow, red, ball, Fifi, Benny, Prickly

Structure: Yes. / No.

NB
2

AB
7

Hello • Lesson 4

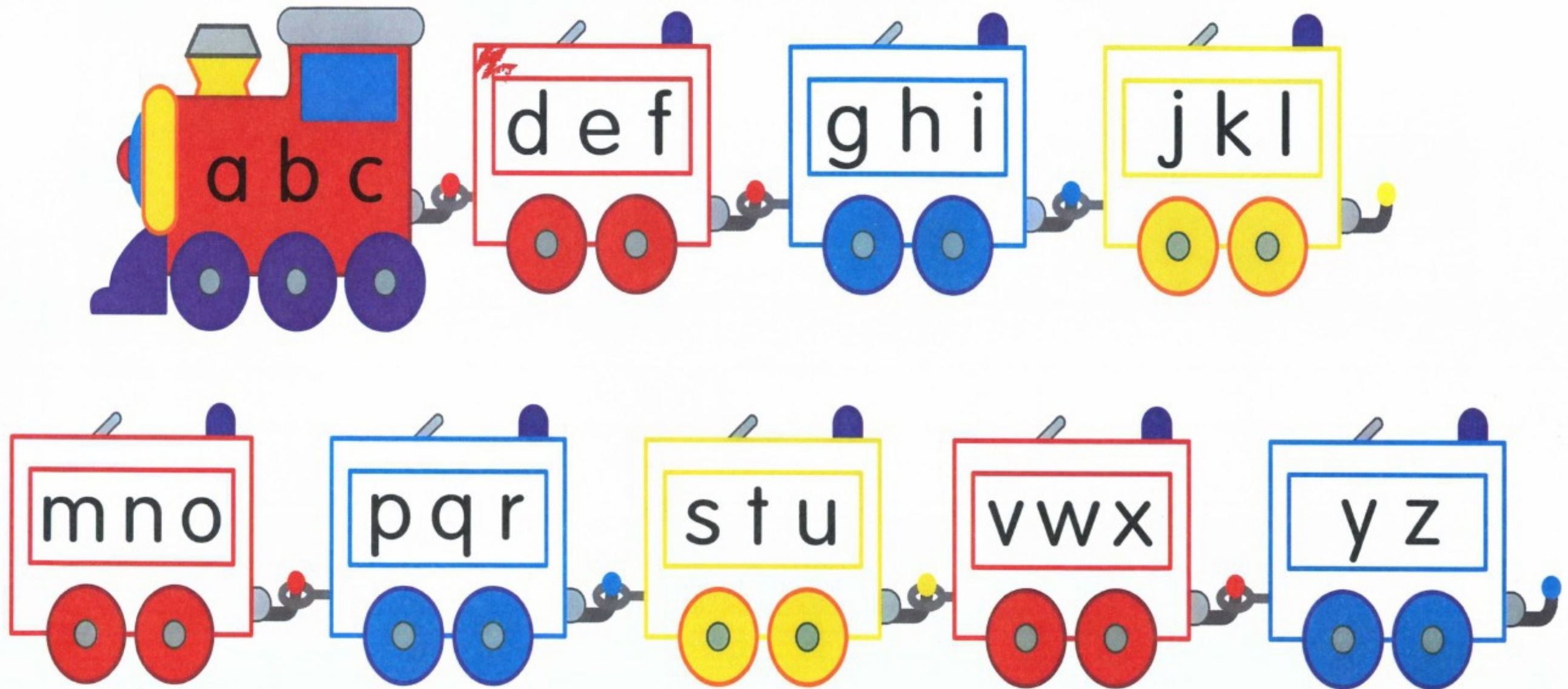
Game

Follow me

Lesson 5

Hello. How are you?

Hi. I'm fine. Thank you.



Explore with me

Lesson 7





1 1.16 Listen and point. 2 Play the game. 3 Say the alphabet.

Phonics focus: Letter names

Structures: Find (a). This is (a).

Show me

Lesson 9

1

a b c d
e f g h
i j k l





m n o p
q r s t
u v w x
y z

2




3





I'm Amy.

I'm Max.



1 Talk about the pictures. 2 Make a name card. 3 Show and tell.

Vocabulary: blue, yellow, red

Structure: I'm (Amy).

Hello • Lesson 10

Project

13

Unit 1


Who's in your family?

Lesson 1



Who's he?

He's my dad!



1 1.20 Listen and point. 2 Listen again and play the game. 3 1.21 Listen and stick. Listen and repeat.

Vocabulary: mom, dad, sister, brother, family, boy, girl

Structures: Who's he/she? He's/She's my (dad/mom).

Read with me

Lesson 3

Who's She?

1



2



3



4



Count with me

Lesson 4



1 1.24 Listen and point. Listen and repeat.

Vocabulary: 1, 2, shoe(s), mom, hat, mittens

2 1.25 Chant and do.

3 Find and color. Count and say.

Unit 1 · Lesson 4

Counting


17

Please help me find my hat.

Here it is!


Thank you.

a



apple

b



bus

1 1.28 Listen and point. Chant and do. 2 Play the game. 3 Trace and draw.

Phonics focus: a, b

Vocabulary: apple, bus



Explore with me

Lesson 7





cat



1 1.30 Listen and point. Chant and do. 2 Trace and draw. 3 Find and stick. 4 Circle the pictures blue, yellow, or red.

Phonics focus: a, b, c

Vocabulary: apple, bus, cat, blue, yellow, red

Show me

Lesson 9





She's my mom.



1 Talk about the pictures. 2 Make a picture frame. 3 Show and tell.

Vocabulary: Family

Structures: He's/She's my (dad/mom).

Unit 1 • Lesson 10

Project

23

Unit 1 Who's in your family?


(page 115)

mom	dad
sister	brother

Unit 1

Who's in your family?





2nd edition

Show and Tell



Kathryn Harper
Gabby Pritchard
Margaret Whitfield

Activity Book

1

Scope and Sequence

Level 1

DILMAJ LANGUAGE ACADEMY


UNIT & BIG QUESTION	VOCABULARY	STRUCTURES	LETTERS & PHONICS	VALUES & FUNCTIONAL LANGUAGE	NUMBERS	CLIL	SHOW AND TELL PROJECT
Hello Do you want to play?	May, Sam, Bird, teacher, boy, girl, welcome, hello, bye-bye, goodbye; Anna; Fifi, Prickly, Benny, bear; blue, yellow, red, ball; leaf, stick, flower	What's your name? I'm (May). This is (Prickly). Find (a). It's (blue/Fifi). Yes. / No. This is (a).	Introduction to alphabet letters: their names and sounds	Greeting politely: Hello. How are you? Hi. I'm fine. Thank you.		Science, Art: Using natural objects to create pictures	Making a name card
Unit 1 Who's in your family?	brother, sister, mom, dad, family; hat, mittens, coat, friend; shoes; baby, cat	Who's he/she? He's/She's my (dad/mom). Put on your (coat). This is a (bear). It's a (baby).	a, b, c apple, bus, cat	Helping friends: Please help me find (my hat). Here it is! Thank you.	1, 2	Social Science: Family and friends	Making a picture frame
Unit 2 What's this?	book, bag, pencil, crayon; doll, boat, teddy bear; bees, doors; old, new	What's this? It's a (crayon). Find the (boat). It's old/new. This is my (cat).	d, e, f dog, elephant, fish	Sharing: Let's play with (the teddy bears). Good idea!	3, 4	Social Science: Old and new toys	Making a Show and Tell box
Unit 3 How many eyes?	eyes, ears, nose, mouth; head, tummy, hands, feet, arms, legs; dives; hard, soft, feather, stone	How many (eyes)? I have 2 (eyes). I have 1 (nose). Clap your hands. Shake your head. Point to your tummy. Stamp your feet. Flap your arms. Bend your legs.	g, h, i goat, hat, insect	Washing hands: We need to wash our hands. Okay. Pass the soap, please.	5	Science: Exploring the sense of touch	Making a Feely Picture
Review 1 Story: The Scarecrow	scarecrow, cloud, fingers, toes, moon			Being active			
Unit 4 What do you ride?	car, bus, bike, train, boat; green, pink, purple, plane, balloon; wheels, fast, slow, big, small, the winner; picture	Do you have a (bus)? Yes. / No. What color is it? It's (green). Let's try a (plane) and a (train). The (train) is (fast/slow). My (car) wheel picture.	j, k, l juice, kite, leg	Thinking of others: Shh. Sit down and be quiet, please. Oops! Sorry.	1, 2, 3, 4, 5	Science: Wheels experiment – size versus speed	Making a wheel picture

UNIT & BIG QUESTION	VOCABULARY	STRUCTURES	LETTERS & PHONICS	VALUES & FUNCTIONAL LANGUAGE	NUMBERS	CLIL	SHOW AND TELL PROJECT
Unit 5 What can you find outside?	tree, lake, hill; slide, swing; seed, pot, water	I see a (tree). I'm big/small. Is it big/small? Yes. / No. It's in the pot.	m, n, o moon, nest, octopus	Playing safely: Look out! Here I come! Okay.	6, 7	<i>Science and Nature:</i> How seeds grow	Making a flower
Unit 6 What's in the toy box?	table, chair, computer, toy box; square, circle, triangle, star; plates, limes, chairs, computers; pattern, stick, glue, cut, scissors, color; mat	Where's the (computer)? It's on/in the (chair/toy box). Look at my (toy box)!	p, q, r pencil, quilt, rabbit	Helping to clean up: Let's help clean up. Okay. Let's put away the (toys). Let's clean the (table).	8, 9	<i>Math, Art:</i> Identifying patterns	Making a shape mat for snack time
Review 2 Story: Incy Wincy Spider	up, down, spider, rain, sun			Being aware of the weather			
Unit 7 What pets do you like?	cat(s), bird(s), rabbit(s), turtle(s); pet, mouse, cute, favorite; pens; play with, feed, brush, love	I like (birds). My favorite pet is a (cat). I (feed) my (pet).	s, t, u sun, table, umbrella	Being kind to animals: Be gentle with (the cat). Okay.	10	<i>Social Science:</i> Looking after pets	Making a sock puppet
Unit 8 What can you do?	roll a hoop, bounce a balloon, stack cups, blow bubbles; throw, hop, count, jump; fly, crawl, swim	I can/can't (blow bubbles). Can you (count)? Yes. / No. (A mouse) can/can't (swim). I can/can't (jump).	v, w, x van, wheel, fox	Valuing others' achievements: Look at me. I can hop! Good job. Hooray!	Numbers 1–10	<i>Science and Nature:</i> What can animals do? What can we do?	Preparing a mini fair
Unit 9 What snacks do you like?	apple, grape, strawberry, banana, snacks; pizza, cheese, cookies, pancakes, honey; carrot(s), tomato(es), cucumber(s); picnic, sandwich	Do you like (apples)? Yes. / No. I don't like (pizza). My favorite snack is (a banana).	y, z yogurt, zoo CVC words bag, hop, ten, cup	Asking politely: May I have (a banana/some grapes), please? Yes. Sure.	Numbers 1–10	<i>Social Science:</i> Healthy snacks	Preparing a picnic
Review 3 Story: Let's Race!	run, race, orange, stop, wait			Being modest			
The Show and Tell Show! It's a Wrap!	Units 1–9	Units 1–9					

Hello

Do you want to play?

Lesson 1





Sam



May



Anna

1 Color and say.

Vocabulary: Sam, May, Anna

Structure: I'm (Sam).




Hello • Lesson 2

Game

Read with me

Lesson 3





1 Trace. Find the balls and color.



Vocabulary: yellow, blue, red, ball


Hello · Lesson 4

Game

Follow me

Lesson 5





1 Trace and color.

Phonics focus: Letter formation practice





Hello • Lesson 6


Phonics

9

Explore with me

Lesson 7





1 Find and circle.

Phonics focus: Letter names

Hello • Lesson 8

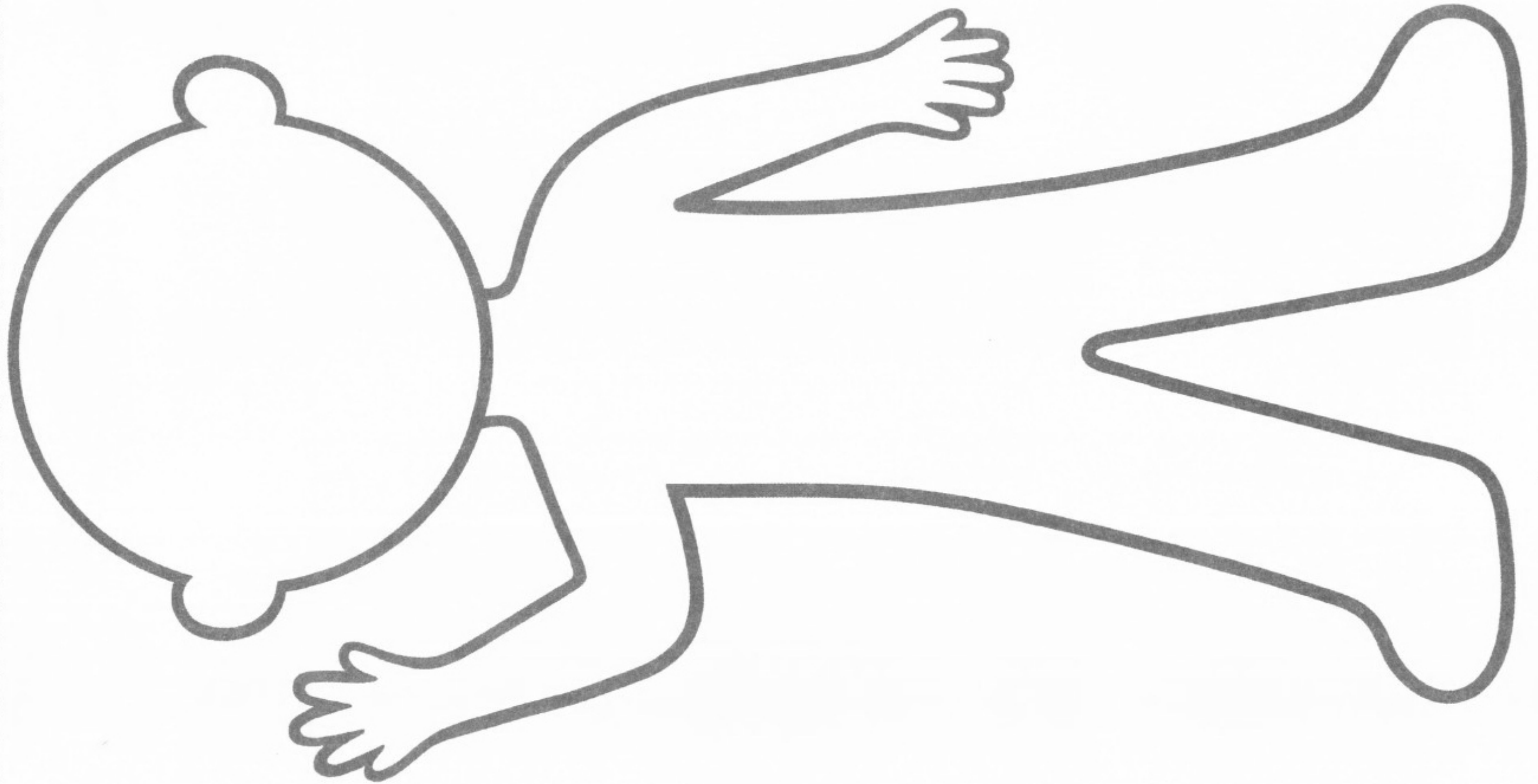
Phonics

11

Show me

Lesson 9





1 Draw yourself. Point and say.

Structure: I'm (Sofia).

Hello • Lesson 10

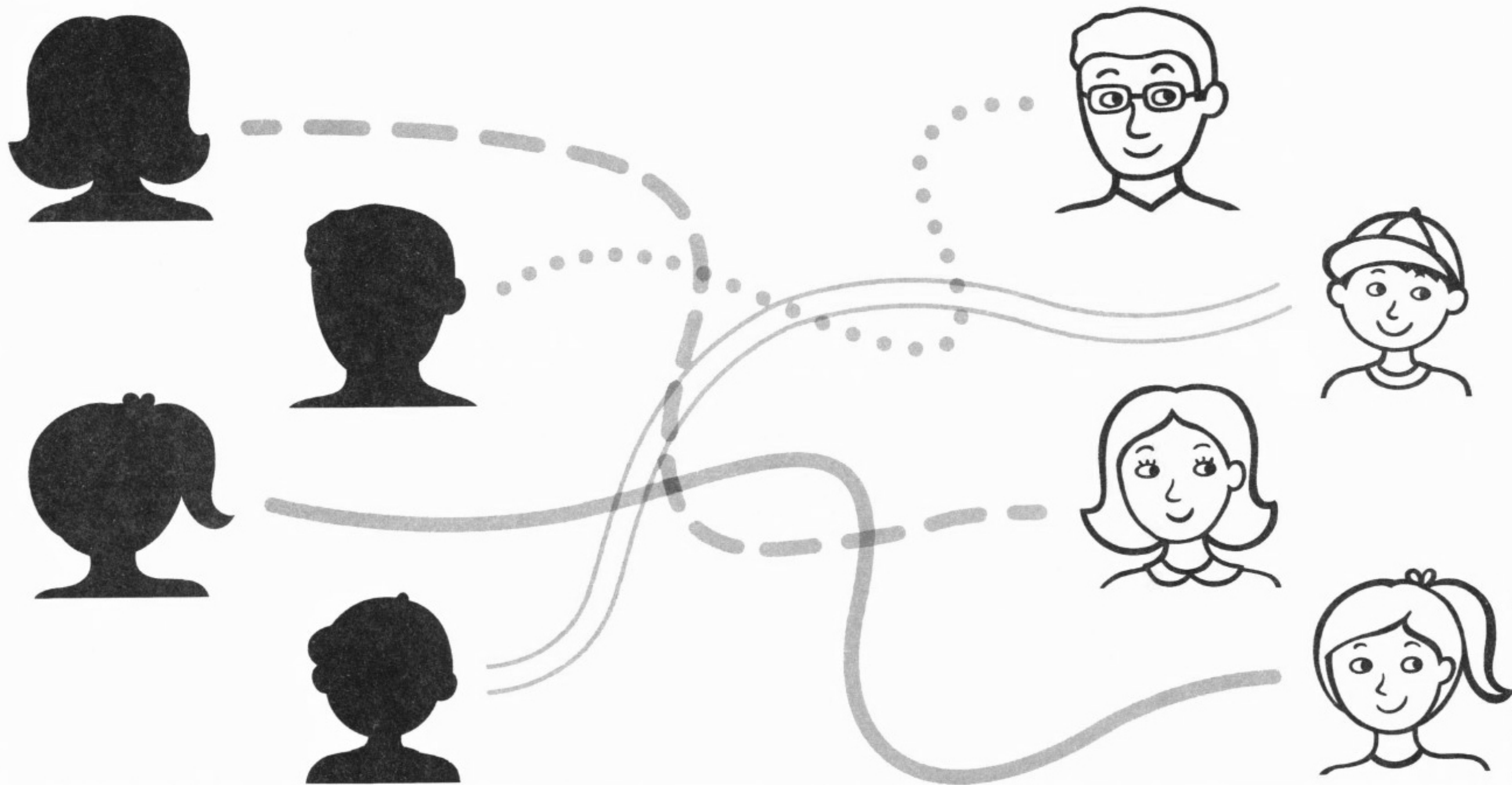
Project


13

Unit 1

Who's in your family?

Lesson 1





**1 Match and say.**

Vocabulary: mom, dad, sister, brother


Structure: He's/She's my (dad/mom).

Read with me

Lesson 3



1



2

1 Match and color.

Vocabulary: 1, 2, shoe(s)


Unit 1 - Lesson 4



Counting

17

Follow me

Lesson 5





a b a b

1 Match and say.

Phonics focus: a, b

Vocabulary: apple, bus


Unit 1 • Lesson 6

Phonics


19

Explore with me

Lesson 7



a b c



1 Find and circle.

Phonics focus: a, b, c

Vocabulary: apple, bus, cat


Unit 1 - Lesson 8


Phonics

21

Show me

Lesson 9





1 Draw and color.

Structures: Who's he/she? He's/She's my (brother/sister).

Unit 1 • Lesson 10

Project

23



2nd edition

Show and Tell

Literacy




Kathryn Harper
Gabby Pritchard
Margaret Whitfield



Scope and Sequence


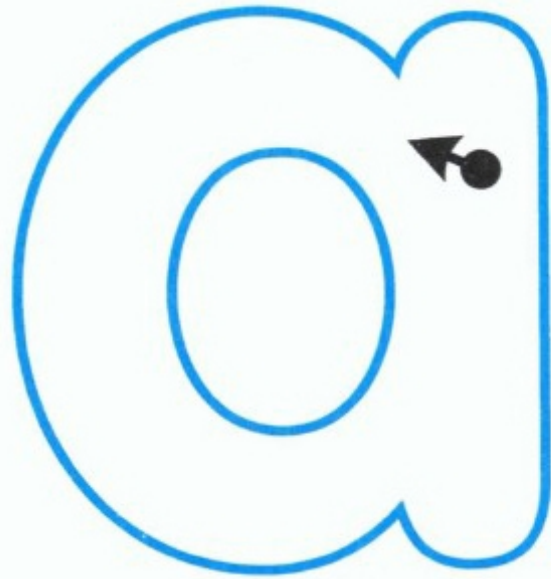
Level 1



DILMAJ LANGUAGE ACADEMY

UNIT	SOUNDS AND LETTERS	WORDS	ADDITIONAL WORDS	CVC WORDS	irlanguage
Hello	abcdefghijklmnopqrstuvwxyz				
Unit 1	a, b, c	apple, bus, cat	ant, ball, coat	bus, cat	
Unit 2	d, e, f	dog, elephant, fish	doll, egg, feet	dog	
Unit 3	g, h, i	goat, hat, insect	girl, hands, ink	hat	
Unit 4	j, k, l	juice, kite, leg	jump, key, lake	leg	
Unit 5	m, n, o	moon, nest, octopus	mitten, nose, olive	mom	
Unit 6	p, q, r	pencil, quilt, rabbit	pizza, queen, rain	red	
Unit 7	s, t, u	sun, table, umbrella	seed, turtle, up	sun, cat	
Unit 8	v, w, x	van, wheel, fox	violin, water, box	box, van, six	
Unit 9	y, z	yogurt, zoo	yellow, zebra	bag, sun, ten, hop, hat, cat, fox, box, run	










a

b





1 Say the letter sounds. 2 1.09 Listen and say the words. Match. 3 Color the objects with the same color. 4 Trace the letters.
Vocabulary: apple, bus, cat, ball, coat, ant

2nd edition

Show

and
Tell


Numeracy



Erika Osváth

UNIT	CONTENTS	PAGE NUMBER
Hello Do you want to play?	Developing shape awareness	2
Unit 1 Who's in your family?	Recognizing shapes and patterns Numbers 1–2 Counting to 2; <i>first/last</i>	3
Unit 2 What's this?	How many?; What's this? Revision <i>first/last</i> Recognizing number shapes 1–2 Numbers 3, 4; Counting objects 1–4	7
Unit 3 How many eyes?	Counting and matching number of objects to dots Number 5, Counting to 5; Number formation 3–5	11
Unit 4 What do you ride?	Recognizing (similar/different) shapes Revision <i>first/last</i> Sequencing 1–4; Counting to 5	15
Unit 5 What can you find outside?	Counting to 5, <i>more/fewer</i> ; Estimation of objects to 5 big/small, bigger/smaller, Is this bigger? Number 6; Identifying the same number of items	19
Unit 6 What's in the toy box?	Identifying picture differences Identifying shapes in different objects Where's a (triangle)? Numbers 7–9, Counting to 9	23
Unit 7 What pets do you like?	Counting to 8, <i>the same</i> Identifying the same number of items to 9 Number 10, Counting to 10	27
Unit 8 What can you do?	Recognizing the same patterns Identifying <i>more/fewer</i> Preparing for addition What's missing? one more	31
Unit 9 What snacks do you like?	Recognizing patterns: What's next? Counting to 10 Identifying the same number of items in sets Sharing items; Sorting two items in different ways	35
Review	Categorizing Spatial awareness	39

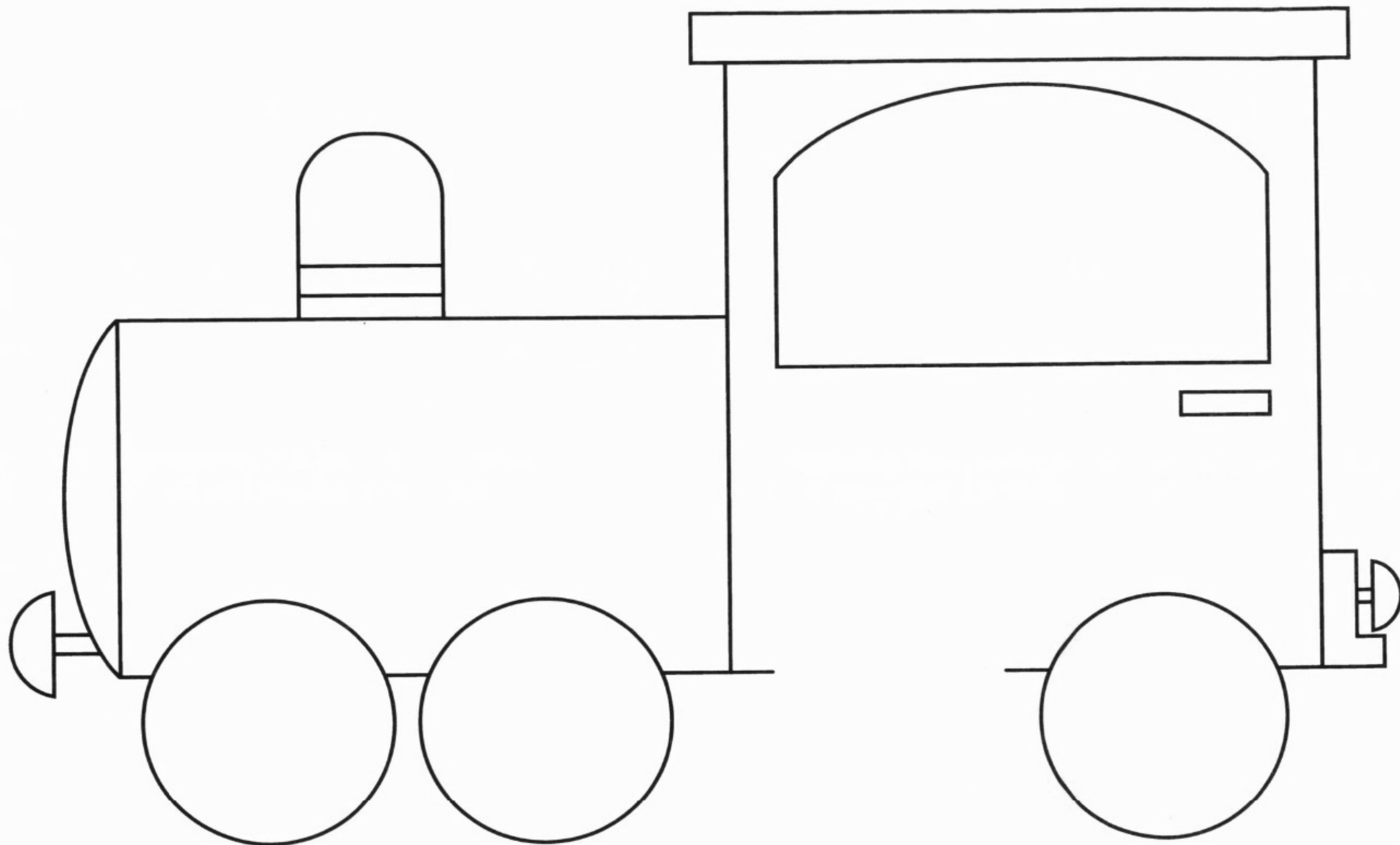





1 Look and find. 2 Trace the circles with a crayon.

Vocabulary: circle, boy, girl, ball

Structures: It's a (circle).





1 Count. 2 Draw snowballs. 3 Color.
Vocabulary: 1, 2, snowballs

Unit 1
Drawing circles

2nd edition

Show and Tell

1 A



Student Book
Activity Book
Literacy Book
Numeracy Book

این مجموعه با تلاش تیم آکادمی زبان دیلماج
جهت رفاه حال زبان آموزان در تهیه کتاب مورد نظر، جمع آوری گردیده است
هرگونه کپی برداری خارج از سیستم آموزشی، شامل پیگرد قانونی خواهد بود



2nd edition

Show and Tell



Kathryn Harper
Gabby Pritchard
Margaret Whitfield

Scope and Sequence

Level 1

DILMAJ LANGUAGE ACADEMY

UNIT & BIG QUESTION	VOCABULARY	STRUCTURES	LETTERS & PHONICS	VALUES & FUNCTIONAL LANGUAGE	NUMBERS	CLIL	SHOW AND TELL PROJECT
Hello Do you want to play?	May, Sam, Bird, teacher, boy, girl, welcome, hello, bye-bye, goodbye; Anna; Fifi, Prickly, Benny, bear; blue, yellow, red, ball; leaf, stick, flower	What's your name? I'm (May). This is (Prickly). Find (a). It's (blue/Fifi). Yes. / No. This is (a).	Introduction to alphabet letters: their names and sounds	Greeting politely: Hello. How are you? Hi. I'm fine. Thank you.		Science, Art: Using natural objects to create pictures	Making a name card
Unit 1 Who's in your family?	brother, sister, mom, dad, family; hat, mittens, coat, friend; shoes; baby, cat	Who's he/she? He's/She's my (dad/mom). Put on your (coat). This is a (bear). It's a (baby).	a, b, c apple, bus, cat	Helping friends: Please help me find (my hat). Here it is! Thank you.	1, 2	Social Science: Family and friends	Making a picture frame
Unit 2 What's this?	book, bag, pencil, crayon; doll, boat, teddy bear; bees, doors; old, new	What's this? It's a (crayon). Find the (boat). It's old/new. This is my (cat).	d, e, f dog, elephant, fish	Sharing: Let's play with (the teddy bears). Good idea!	3, 4	Social Science: Old and new toys	Making a Show and Tell box
Unit 3 How many eyes?	eyes, ears, nose, mouth; head, tummy, hands, feet, arms, legs; dives; hard, soft, feather, stone	How many (eyes)? I have 2 (eyes). I have 1 (nose). Clap your hands. Shake your head. Point to your tummy. Stamp your feet. Flap your arms. Bend your legs.	g, h, i goat, hat, insect	Washing hands: We need to wash our hands. Okay. Pass the soap, please.	5	Science: Exploring the sense of touch	Making a Feely Picture
Review 1 Story: The Scarecrow	scarecrow, cloud, fingers, toes, moon			Being active			
Unit 4 What do you ride?	car, bus, bike, train, boat; green, pink, purple, plane, balloon; wheels, fast, slow, big, small, the winner; picture	Do you have a (bus)? Yes. / No. What color is it? It's (green). Let's try a (plane) and a (train). The (train) is (fast/slow). My (car) wheel picture.	j, k, l juice, kite, leg	Thinking of others: Shh. Sit down and be quiet, please. Oops! Sorry.	1, 2, 3, 4, 5	Science: Wheels experiment – size versus speed	Making a wheel picture

UNIT & BIG QUESTION	VOCABULARY	STRUCTURES	LETTERS & PHONICS	VALUES & FUNCTIONAL LANGUAGE	NUMBERS	CLIL	SHOW AND TELL PROJECT
Unit 5 What can you find outside?	tree, lake, hill; slide, swing; seed, pot, water	I see a (tree). I'm big/small. Is it big/small? Yes. / No. It's in the pot.	m, n, o moon, nest, octopus	Playing safely: Look out! Here I come! Okay.	6, 7	<i>Science and Nature:</i> How seeds grow	Making a flower
Unit 6 What's in the toy box?	table, chair, computer, toy box; square, circle, triangle, star; plates, limes, chairs, computers; pattern, stick, glue, cut, scissors, color; mat	Where's the (computer)? It's on/in the (chair/toy box). Look at my (toy box)!	p, q, r pencil, quilt, rabbit	Helping to clean up: Let's help clean up. Okay. Let's put away the (toys). Let's clean the (table).	8, 9	<i>Math, Art:</i> Identifying patterns	Making a shape mat for snack time
Review 2 Story: Incy Wincy Spider	up, down, spider, rain, sun			Being aware of the weather			
Unit 7 What pets do you like?	cat(s), bird(s), rabbit(s), turtle(s); pet, mouse, cute, favorite; pens; play with, feed, brush, love	I like (birds). My favorite pet is a (cat). I (feed) my (pet).	s, t, u sun, table, umbrella	Being kind to animals: Be gentle with (the cat). Okay.	10	<i>Social Science:</i> Looking after pets	Making a sock puppet
Unit 8 What can you do?	roll a hoop, bounce a balloon, stack cups, blow bubbles; throw, hop, count, jump; fly, crawl, swim	I can/can't (blow bubbles). Can you (count)? Yes. / No. (A mouse) can/can't (swim). I can/can't (jump).	v, w, x van, wheel, fox	Valuing others' achievements: Look at me. I can hop! Good job. Hooray!	Numbers 1–10	<i>Science and Nature:</i> What can animals do? What can we do?	Preparing a mini fair
Unit 9 What snacks do you like?	apple, grape, strawberry, banana, snacks; pizza, cheese, cookies, pancakes, honey; carrot(s), tomato(es), cucumber(s); picnic, sandwich	Do you like (apples)? Yes. / No. I don't like (pizza). My favorite snack is (a banana).	y, z yogurt, zoo CVC words bag, hop, ten, cup	Asking politely: May I have (a banana/ some grapes), please? Yes. Sure.	Numbers 1–10	<i>Social Science:</i> Healthy snacks	Preparing a picnic
Review 3 Story: Let's Race!	run, race, orange, stop, wait			Being modest			
The Show and Tell Show! It's a Wrap!	Units 1–9	Units 1–9					

Hello

Do you want to play?

Lesson 1





1 1.06 Listen and point. Listen and repeat. 2 Play the game.

Vocabulary: Anna, May, Sam, hello, goodbye, boy, girl

Structures: What's your name? I'm (Sam).

Hello • Lesson 2

Game


5

Read with me

Lesson 3

Hello, Benny Bear





1 1.09 Listen and point. 2 1.10 Listen and repeat. 3 Color and say. 4 Find blue, yellow, and red things in the room.

Vocabulary: blue, yellow, red, ball, Fifi, Benny, Prickly

Structure: Yes. / No.

NB
2

AB
7

Hello • Lesson 4

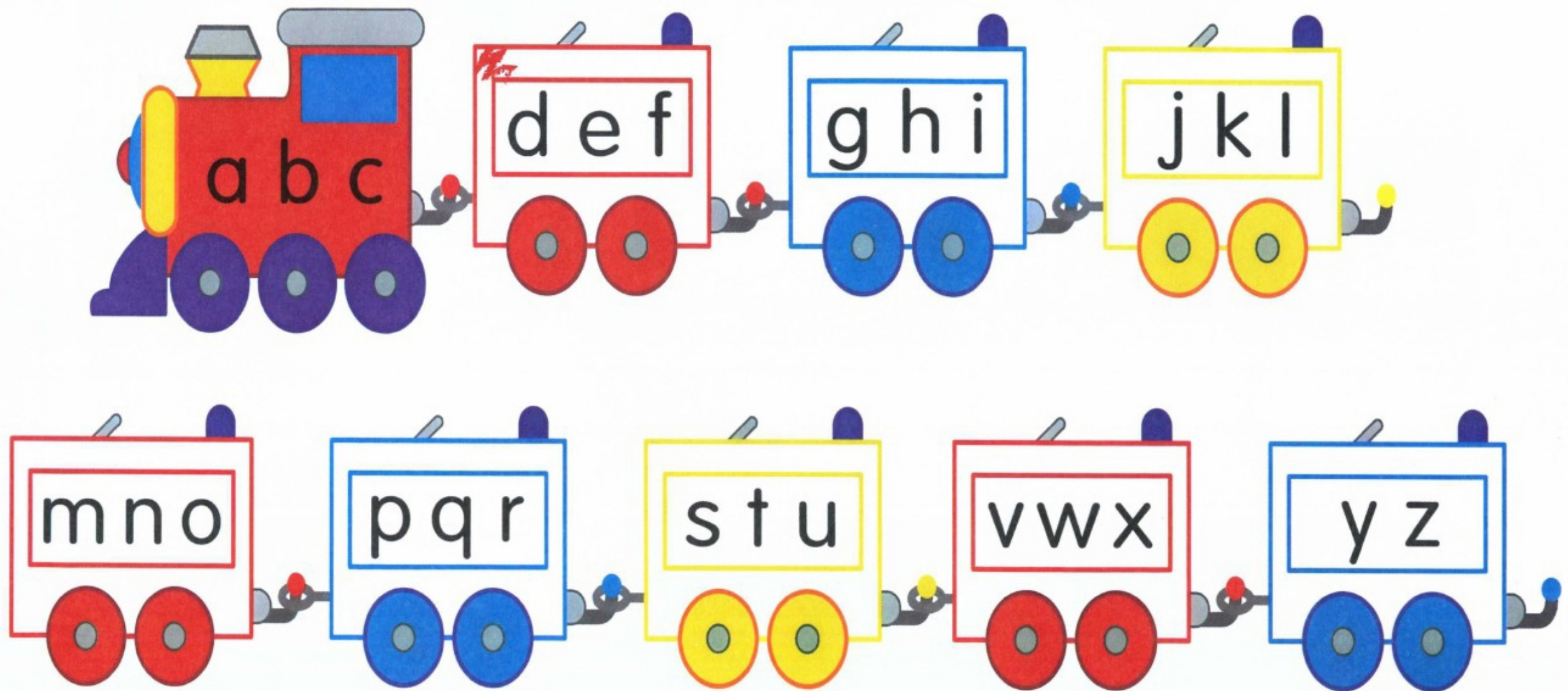
Game

Follow me

Lesson 5

Hello. How are you?

Hi. I'm fine. Thank you.



Explore with me

Lesson 7





1 1.16 Listen and point. 2 Play the game. 3 Say the alphabet.

Phonics focus: Letter names

Structures: Find (a). This is (a).

Show me

Lesson 9

1

a b c d
e f g h
i j k l





m n o p
q r s t
u v w x
y z

2




3





I'm Amy.

I'm Max.



1 Talk about the pictures. 2 Make a name card. 3 Show and tell.

Vocabulary: blue, yellow, red

Structure: I'm (Amy).

Hello • Lesson 10

Project

13

Unit 1


Who's in your family?

Lesson 1



Who's he?

He's my dad!



1 1.20 Listen and point. 2 Listen again and play the game. 3 1.21 Listen and stick. Listen and repeat.

Vocabulary: mom, dad, sister, brother, family, boy, girl

Structures: Who's he/she? He's/She's my (dad/mom).

Read with me

Lesson 3

Who's She?



Unit 1 · Lesson 3
Story

16

1 Watch. Talk about the pictures. 2 Listen and point. Listen and repeat. 3 Sing and do.

Vocabulary: hat, mittens, coat, friend, hello, bye-bye, goodbye, mom

Structures: Put on your (coat). Who's he/she? He's/She's my friend.

Count with me

Lesson 4



1 1.24 Listen and point. Listen and repeat.

Vocabulary: 1, 2, shoe(s), mom, hat, mittens

2 1.25 Chant and do.

3 Find and color. Count and say.

Unit 1 · Lesson 4

Counting


17

Please help me find my hat.

Here it is!


Thank you.

a



apple

b



bus

1 1.28 Listen and point. Chant and do. 2 Play the game. 3 Trace and draw.

Phonics focus: a, b

Vocabulary: apple, bus



Explore with me

Lesson 7





cat



1 1.30 Listen and point. Chant and do. 2 Trace and draw. 3 Find and stick. 4 Circle the pictures blue, yellow, or red.

Phonics focus: a, b, c

Vocabulary: apple, bus, cat, blue, yellow, red

Show me

Lesson 9





She's my mom.



1 Talk about the pictures. 2 Make a picture frame. 3 Show and tell.

Vocabulary: Family

Structures: He's/She's my (dad/mom).

Unit 1 • Lesson 10

Project

23

Unit 1 Who's in your family?


(page 115)

mom	dad
sister	brother

Unit 1

Who's in your family?





2nd edition

Show and Tell



Kathryn Harper
Gabby Pritchard
Margaret Whitfield

Activity Book

1

Scope and Sequence

Level 1

DILMAJ LANGUAGE ACADEMY


UNIT & BIG QUESTION	VOCABULARY	STRUCTURES	LETTERS & PHONICS	VALUES & FUNCTIONAL LANGUAGE	NUMBERS	CLIL	SHOW AND TELL PROJECT
Hello Do you want to play?	May, Sam, Bird, teacher, boy, girl, welcome, hello, bye-bye, goodbye; Anna; Fifi, Prickly, Benny, bear; blue, yellow, red, ball; leaf, stick, flower	What's your name? I'm (May). This is (Prickly). Find (a). It's (blue/Fifi). Yes. / No. This is (a).	Introduction to alphabet letters: their names and sounds	Greeting politely: Hello. How are you? Hi. I'm fine. Thank you.		Science, Art: Using natural objects to create pictures	Making a name card
Unit 1 Who's in your family?	brother, sister, mom, dad, family; hat, mittens, coat, friend; shoes; baby, cat	Who's he/she? He's/She's my (dad/mom). Put on your (coat). This is a (bear). It's a (baby).	a, b, c apple, bus, cat	Helping friends: Please help me find (my hat). Here it is! Thank you.	1, 2	Social Science: Family and friends	Making a picture frame
Unit 2 What's this?	book, bag, pencil, crayon; doll, boat, teddy bear; bees, doors; old, new	What's this? It's a (crayon). Find the (boat). It's old/new. This is my (cat).	d, e, f dog, elephant, fish	Sharing: Let's play with (the teddy bears). Good idea!	3, 4	Social Science: Old and new toys	Making a Show and Tell box
Unit 3 How many eyes?	eyes, ears, nose, mouth; head, tummy, hands, feet, arms, legs; dives; hard, soft, feather, stone	How many (eyes)? I have 2 (eyes). I have 1 (nose). Clap your hands. Shake your head. Point to your tummy. Stamp your feet. Flap your arms. Bend your legs.	g, h, i goat, hat, insect	Washing hands: We need to wash our hands. Okay. Pass the soap, please.	5	Science: Exploring the sense of touch	Making a Feely Picture
Review 1 Story: The Scarecrow	scarecrow, cloud, fingers, toes, moon			Being active			
Unit 4 What do you ride?	car, bus, bike, train, boat; green, pink, purple, plane, balloon; wheels, fast, slow, big, small, the winner; picture	Do you have a (bus)? Yes. / No. What color is it? It's (green). Let's try a (plane) and a (train). The (train) is (fast/slow). My (car) wheel picture.	j, k, l juice, kite, leg	Thinking of others: Shh. Sit down and be quiet, please. Oops! Sorry.	1, 2, 3, 4, 5	Science: Wheels experiment – size versus speed	Making a wheel picture

UNIT & BIG QUESTION	VOCABULARY	STRUCTURES	LETTERS & PHONICS	VALUES & FUNCTIONAL LANGUAGE	NUMBERS	CLIL	SHOW AND TELL PROJECT
Unit 5 What can you find outside?	tree, lake, hill; slide, swing; seed, pot, water	I see a (tree). I'm big/small. Is it big/small? Yes. / No. It's in the pot.	m, n, o moon, nest, octopus	Playing safely: Look out! Here I come! Okay.	6, 7	<i>Science and Nature:</i> How seeds grow	Making a flower
Unit 6 What's in the toy box?	table, chair, computer, toy box; square, circle, triangle, star; plates, limes, chairs, computers; pattern, stick, glue, cut, scissors, color; mat	Where's the (computer)? It's on/in the (chair/toy box). Look at my (toy box)!	p, q, r pencil, quilt, rabbit	Helping to clean up: Let's help clean up. Okay. Let's put away the (toys). Let's clean the (table).	8, 9	<i>Math, Art:</i> Identifying patterns	Making a shape mat for snack time
Review 2 Story: Incy Wincy Spider	up, down, spider, rain, sun			Being aware of the weather			
Unit 7 What pets do you like?	cat(s), bird(s), rabbit(s), turtle(s); pet, mouse, cute, favorite; pens; play with, feed, brush, love	I like (birds). My favorite pet is a (cat). I (feed) my (pet).	s, t, u sun, table, umbrella	Being kind to animals: Be gentle with (the cat). Okay.	10	<i>Social Science:</i> Looking after pets	Making a sock puppet
Unit 8 What can you do?	roll a hoop, bounce a balloon, stack cups, blow bubbles; throw, hop, count, jump; fly, crawl, swim	I can/can't (blow bubbles). Can you (count)? Yes. / No. (A mouse) can/can't (swim). I can/can't (jump).	v, w, x van, wheel, fox	Valuing others' achievements: Look at me. I can hop! Good job. Hooray!	Numbers 1–10	<i>Science and Nature:</i> What can animals do? What can we do?	Preparing a mini fair
Unit 9 What snacks do you like?	apple, grape, strawberry, banana, snacks; pizza, cheese, cookies, pancakes, honey; carrot(s), tomato(es), cucumber(s); picnic, sandwich	Do you like (apples)? Yes. / No. I don't like (pizza). My favorite snack is (a banana).	y, z yogurt, zoo CVC words bag, hop, ten, cup	Asking politely: May I have (a banana/some grapes), please? Yes. Sure.	Numbers 1–10	<i>Social Science:</i> Healthy snacks	Preparing a picnic
Review 3 Story: Let's Race!	run, race, orange, stop, wait			Being modest			
The Show and Tell Show! It's a Wrap!	Units 1–9	Units 1–9					

Hello

Do you want to play?

Lesson 1





Sam



May



Anna

1 Color and say.

Vocabulary: Sam, May, Anna

Structure: I'm (Sam).




Hello • Lesson 2

Game

Read with me

Lesson 3





1 Trace. Find the balls and color.


Vocabulary: yellow, blue, red, ball


Hello · Lesson 4

Game

Follow me

Lesson 5





1 Trace and color.

Phonics focus: Letter formation practice





Hello • Lesson 6


Phonics

9

Explore with me

Lesson 7





1 Find and circle.

Phonics focus: Letter names

Hello • Lesson 8

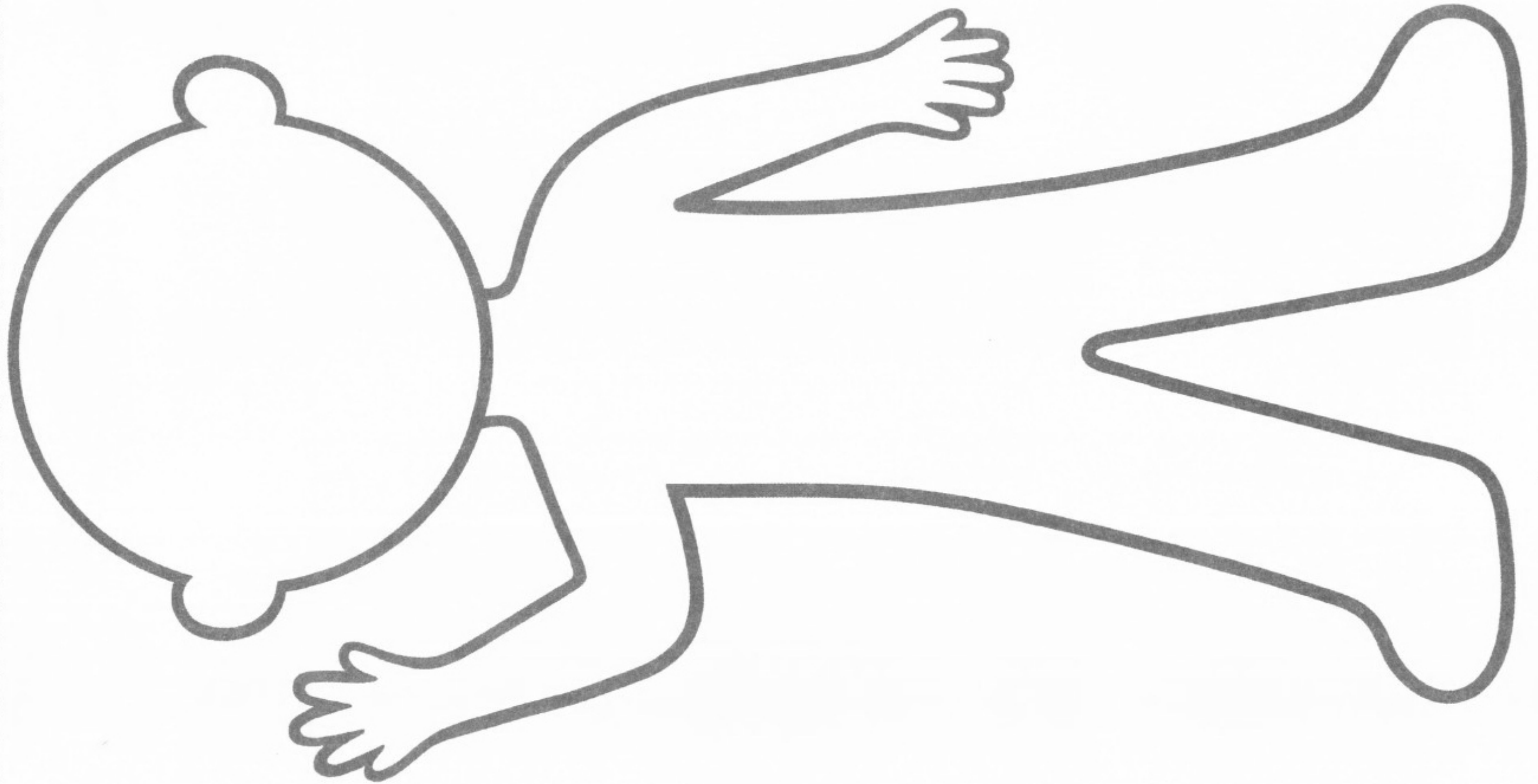
Phonics

11

Show me

Lesson 9





1 Draw yourself. Point and say.

Structure: I'm (Sofia).

Hello • Lesson 10

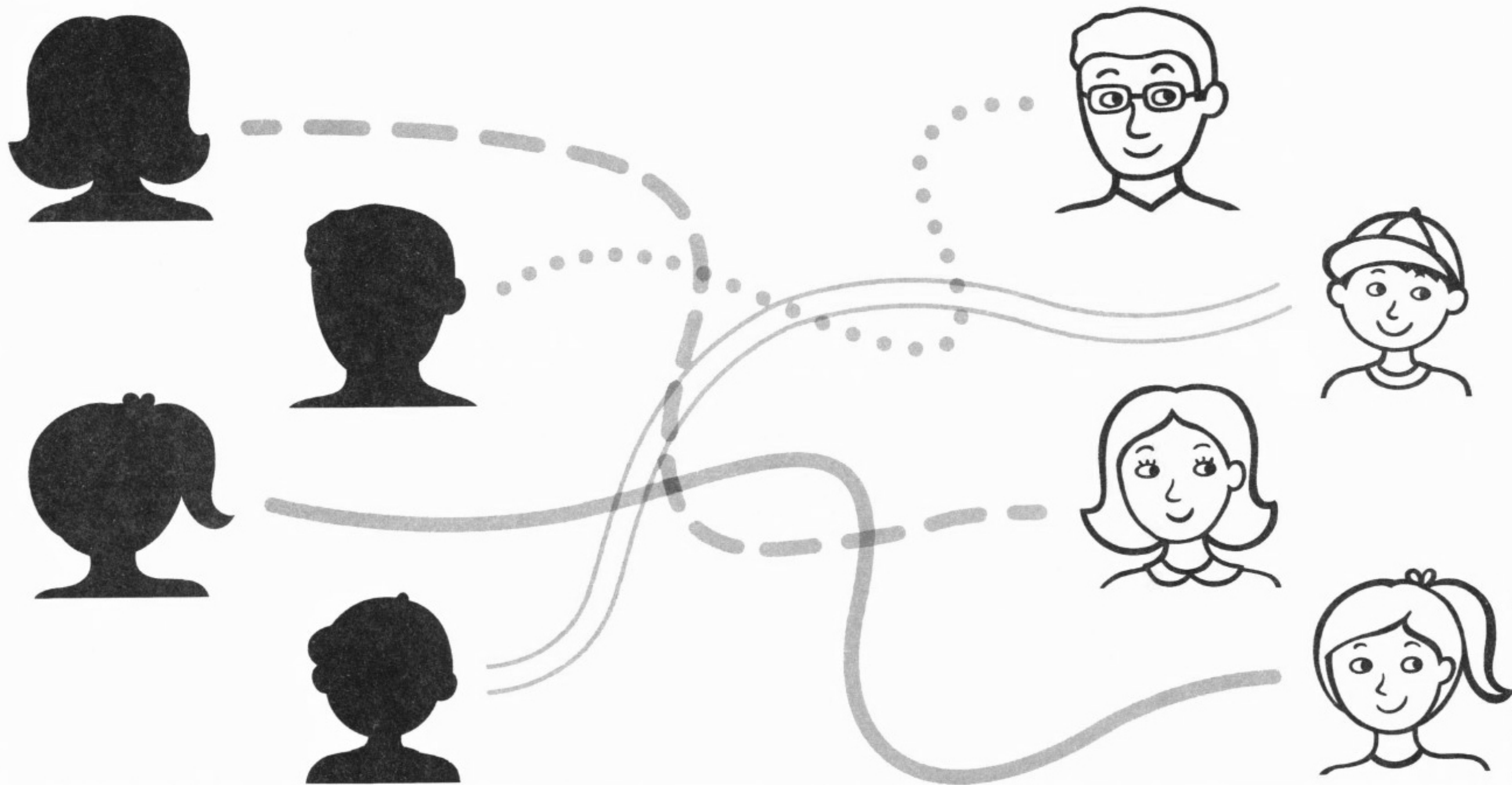
Project


13

Unit 1

Who's in your family?

Lesson 1





**1 Match and say.**

Vocabulary: mom, dad, sister, brother


Structure: He's/She's my (dad/mom).

Read with me

Lesson 3



1



2

1 Match and color.

Vocabulary: 1, 2, shoe(s)


Unit 1 - Lesson 4



Counting

17

Follow me

Lesson 5





a b a b

1 Match and say.

Phonics focus: a, b

Vocabulary: apple, bus


Unit 1 • Lesson 6

Phonics


19

Explore with me

Lesson 7



a b c



1 Find and circle.

Phonics focus: a, b, c

Vocabulary: apple, bus, cat


Unit 1 - Lesson 8


Phonics

21

Show me

Lesson 9





1 Draw and color.

Structures: Who's he/she? He's/She's my (brother/sister).

Unit 1 • Lesson 10

Project

23



2nd edition

Show and Tell

Literacy




Kathryn Harper
Gabby Pritchard
Margaret Whitfield



Scope and Sequence


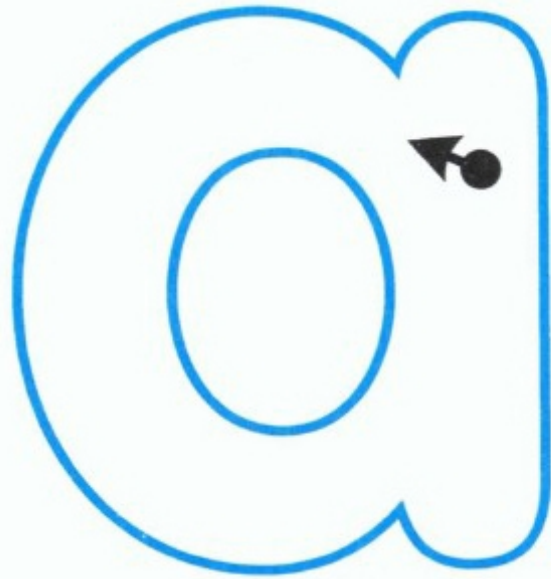
Level 1



DILMAJ LANGUAGE ACADEMY

UNIT	SOUNDS AND LETTERS	WORDS	ADDITIONAL WORDS	CVC WORDS	irlanguage
Hello	abcdefghijklmnopqrstuvwxyz				
Unit 1	a, b, c	apple, bus, cat	ant, ball, coat	bus, cat	
Unit 2	d, e, f	dog, elephant, fish	doll, egg, feet	dog	
Unit 3	g, h, i	goat, hat, insect	girl, hands, ink	hat	
Unit 4	j, k, l	juice, kite, leg	jump, key, lake	leg	
Unit 5	m, n, o	moon, nest, octopus	mitten, nose, olive	mom	
Unit 6	p, q, r	pencil, quilt, rabbit	pizza, queen, rain	red	
Unit 7	s, t, u	sun, table, umbrella	seed, turtle, up	sun, cat	
Unit 8	v, w, x	van, wheel, fox	violin, water, box	box, van, six	
Unit 9	y, z	yogurt, zoo	yellow, zebra	bag, sun, ten, hop, hat, cat, fox, box, run	














1 Say the letter sounds. 2 1.09 Listen and say the words. Match. 3 Color the objects with the same color. 4 Trace the letters.
Vocabulary: apple, bus, cat, ball, coat, ant

2nd edition


Show and Tell Numeracy



Erika Osváth

UNIT	CONTENTS	PAGE NUMBER
Hello Do you want to play?	Developing shape awareness	2
Unit 1 Who's in your family?	Recognizing shapes and patterns Numbers 1–2 Counting to 2; <i>first/last</i>	3
Unit 2 What's this?	How many?; What's this? Revision <i>first/last</i> Recognizing number shapes 1–2 Numbers 3, 4; Counting objects 1–4	7
Unit 3 How many eyes?	Counting and matching number of objects to dots Number 5, Counting to 5; Number formation 3–5	11
Unit 4 What do you ride?	Recognizing (similar/different) shapes Revision <i>first/last</i> Sequencing 1–4; Counting to 5	15
Unit 5 What can you find outside?	Counting to 5, <i>more/fewer</i> ; Estimation of objects to 5 big/small, bigger/smaller, Is this bigger? Number 6; Identifying the same number of items	19
Unit 6 What's in the toy box?	Identifying picture differences Identifying shapes in different objects Where's a (triangle)? Numbers 7–9, Counting to 9	23
Unit 7 What pets do you like?	Counting to 8, <i>the same</i> Identifying the same number of items to 9 Number 10, Counting to 10	27
Unit 8 What can you do?	Recognizing the same patterns Identifying <i>more/fewer</i> Preparing for addition What's missing? one more	31
Unit 9 What snacks do you like?	Recognizing patterns: What's next? Counting to 10 Identifying the same number of items in sets Sharing items; Sorting two items in different ways	35
Review	Categorizing Spatial awareness	39

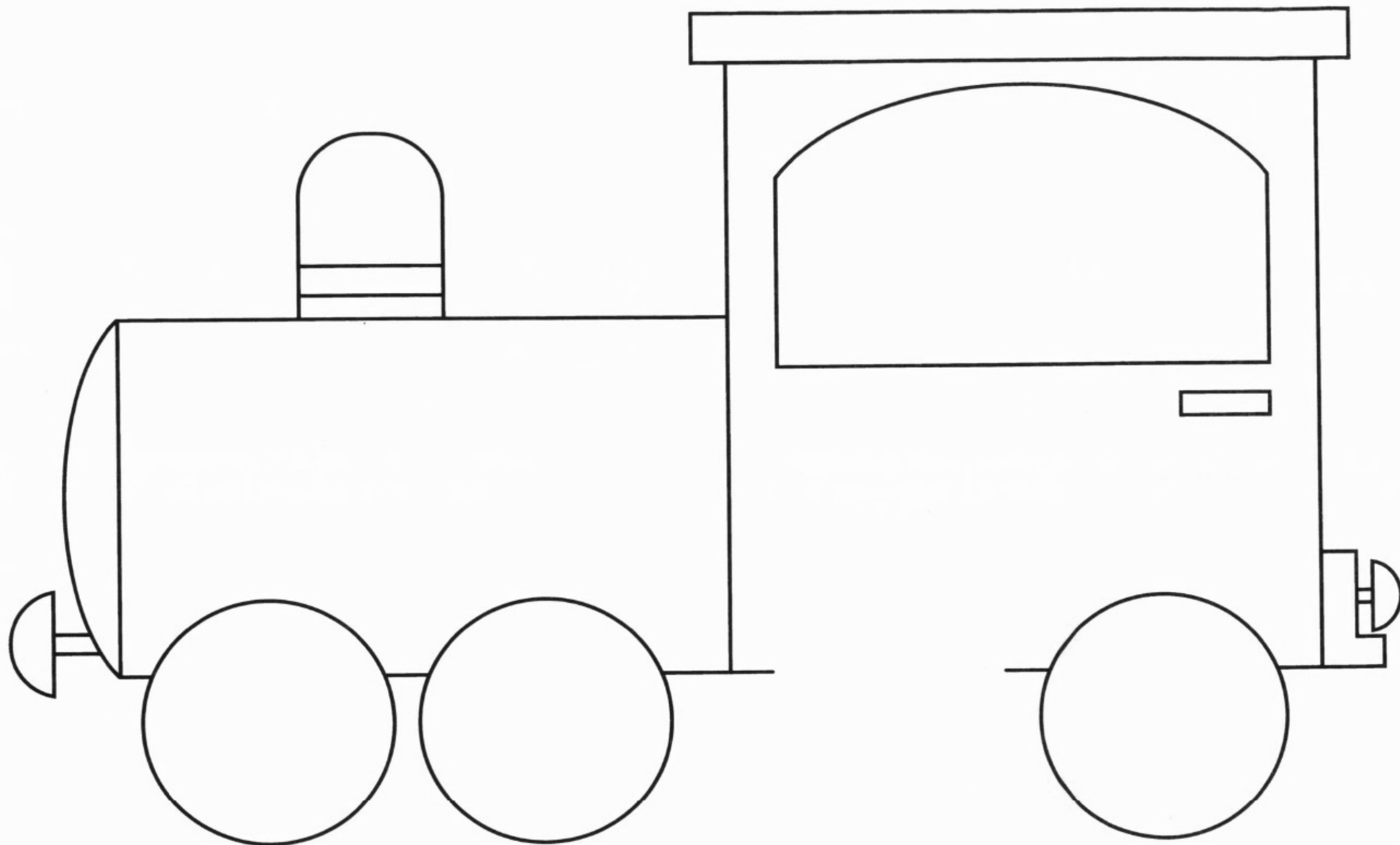





1 Look and find. 2 Trace the circles with a crayon.

Vocabulary: circle, boy, girl, ball


Structures: It's a (circle).





1 Count. 2 Draw snowballs. 3 Color.
Vocabulary: 1, 2, snowballs

Unit 1
Drawing circles



Oxford University Press
is the world's authority
on the English language.

As part of the University of
Oxford, we are committed to
furthering English language
learning worldwide.

We continuously bring
together our experience,
expertise and research to
create resources such as
this one, helping millions of
learners of English to achieve
their potential.



OXFORD
UNIVERSITY PRESS

DILMAJ LANGUAGE ACADEMY

2nd edition Show and Tell

Creating young thinkers
with great futures



Future is Today

آینده همین امروزه

www.DilmajAcademy.ir