

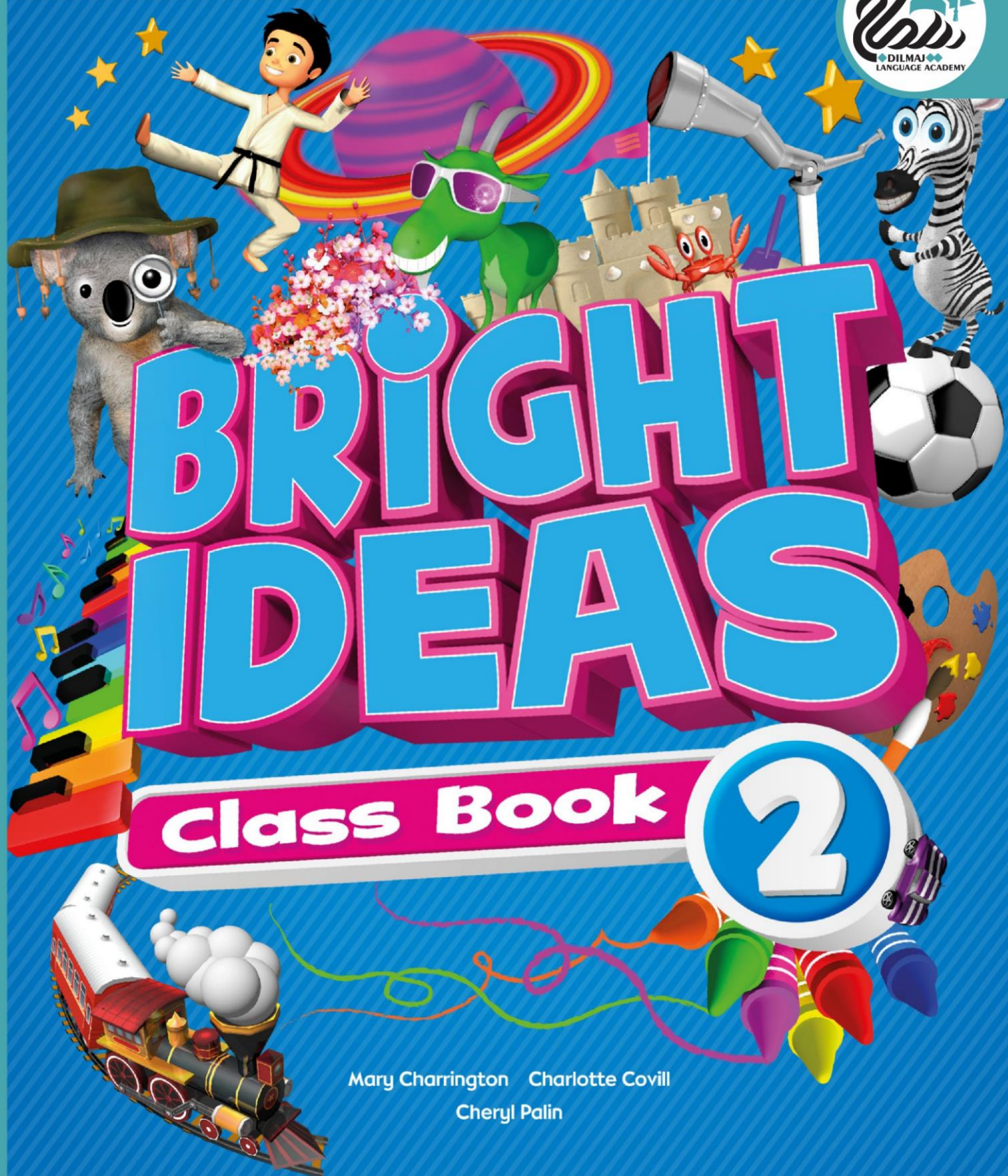


BRIGHT IDEAS

**Class Book
Activity Book**

2B

این مجموعه با تلاش تیم آکادمی زبان دیلماج
جهت رفاه حال زبان آموزان در تهیه کتاب مورد نظر، جمع آوری گردیده است
هرگونه کپی برداری خارج از سیستم آموزشی، شامل پیگرد قانونی خواهد بود



Mary Charrington Charlotte Covill
Cheryl Palin


5

Why are animals amazing?



Lucy's star idea ★

They can do lots of different things.



Sing with Ted




Zoo Land


Lesson 1

THE BIG QUESTION


- 1 Look at the pictures with your teacher.
Answer. What can you see?
- 2 Watch the Big Question video. ▶
Which animal is your favourite?
- 3 Watch the Big Question video again. ▶
How many different animals can you see?



Play with Emily



Learn with Priti



Read with Matilda

Find the wings.



Ted



5

Lesson 2 Vocabulary and song

1 Listen and point. Then listen and repeat. 082

2 Listen and point. Then listen and sing. 083

3 Think Find an animal that is:

big, small, long, tall.

Why are animals amazing?

They're different shapes and sizes.




Lots of animals live in the zoo.
They run and jump and they climb
trees too.
Big and small, long and tall,
I like animals. What about you?

Lions and monkeys live in the zoo.
Zebras, giraffes and elephants too.
Do they live in the grass and trees?
Yes, they do. Yes, they do.

Chorus

Sharks and hippos live in the zoo.
Penguins, whales and crocodiles too.
Do they live in the rivers and seas?
Yes, they do. Yes, they do.

Chorus



1 elephant

2 zebra

3 giraffe

4 hippo

5 lion

6 monkey

7 crocodile

8 penguin

9 shark

10 whale

4

Put on the stickers. AB Page 39

5

Lesson 3 Grammar



Do they live in water?
Yes, they do. No, they don't.
They live / don't live on land.

1 Listen. Then repeat. 084

2 Collaborate Act out.

1 Do giraffes live on land?

Yes, they do. Look.

2 Do they live in water?

No, they don't.

3 What about hippos?

They live on land and in water.

I want to be a hippo.

3 Think Where do the animals live? Listen and circle. 085

1

2

3

4

5

6

4 Listen and answer. 086

5 Communicate Ask and answer.

5

Lesson 4 Vocabulary and story

Why are animals amazing?

They do different things.




Emily

1 Listen and point. Then listen and repeat. 087

2 **Think** Look and say what you do and don't do.

1 eat grass



2 drink water




3 like fruit



4 sleep in a tree



5 live in a group



6 hunt animals

3 **BEFORE YOU READ** Look at the story title and guess. Which wild animals are in Zoo Land?

4 Listen and read. 088

5 **AFTER YOU READ**
Watch the story video.
Complete the activities.

AB Page 41

Find Norman

Zoo Land

1



We're in a zoo, Finn!

There are lots of animals.
But where's Norman?

2

Norman's favourite animal
doesn't eat meat.
It lives in a group and it's
got big feet.

Let's find the animal!



5

Lesson 5 Grammar



Does it eat meat?
Yes, it does. No, it doesn't.
It eats / doesn't eat grass.



1 Listen and say the chant.  090

Grammar Chant



Does it live in the trees?
Yes, it does.
Does it eat lots of cheese?
No, it doesn't.
It eats leaves and bananas
And fruit and seeds,
But it doesn't eat fish
And it doesn't eat meat.

2 Listen and tick ✓ or cross ✗.  091

	live in a group	live on land	eat grass	hunt animals	drink water
	✓				
					

3 Listen and repeat.  0924 Communicate  Look at the table in activity 2. Play the game.

5

Lesson 6 Cross-curricular


Why are animals amazing?

They live in
strange places.

Priti

1 Listen and point. Then listen and repeat. 093

Habitats




cave



ice



desert



jungle

2 Listen and read. 094 Write where the animals live.

Animals live in strange places: in water,
on land and in the air. They live in
rivers, in trees, in grass and in rocks.

They can also live in very hot places.

There are monkeys in the jungle.

There are snakes in the desert.

Other animals live in very cold places.

Bats live in cold, dark caves. Emperor
penguins live on the ice in Antarctica.

Animals are amazing! They can live in
all these difficult places.



desert



3 Communicate Ask and answer.

Where do penguins live?

They live on the ice.

4 Think, pair, share! What other animals live in these places?

5

Lesson 7 Literacy and culture

Matilda



1 BEFORE YOU READ Look at the photos and say.

- 1 Describe the animals.
- 2 Where can you see the animals?

2 Listen and read the fact file.  096

Then answer your teacher's questions.

Why are animals amazing?

Some animals live in only one place in the world.

Animals in Australia

In Australia there are lots of amazing animals.

These are red kangaroos. They live in a group in grasslands and the desert. They are tall and they've got long tails. They eat grass, but they don't eat fruit or meat. Kangaroos can jump eight metres in one jump!



Australia



Koalas live and sleep in a tree. They sleep for 20 hours every day. At night, they eat leaves from the tree.

The cassowary is a big bird, but it can't fly. It lives in the rainforest and it likes fruit and seeds. It doesn't drink lots of water.

These animals don't live in the wild in other countries. They live only in Australia!



3 AFTER YOU READ

Complete the activities.

AB Page 44

Our Values

Respect wildlife.




5

Lesson 8 Sounds and speaking

1 Listen and repeat.  0972 Listen. Say the tongue twister.  098

Here's a happy hippo and here's a hungry horse.

3 **Communicate**  Play the game. **AB Page 45**

Lessons 9 and 10


THE BIG QUESTION REVIEW

1 Watch and answer the questions on the review video. 2 Find and write. **CB Pages 96-97**3 **Think, pair, share!** Answer.



- 1 Which is your favourite answer to the Big Question?
- 2 Why do *you* think animals are amazing?



4 **Create**  Make a mini book. **AB Pages 111-112**

Write. Read at home.

 They live in strange places.


Read and match.

- 1 Snakes live
- 2 Monkeys live
- 3 Penguins live
- 4 Bats live

- a in the jungle.
- b on the ice.
- c in caves.
- d in the desert.

 Some animals live in only one place in the world.

Complete the fact file for your favourite animal.

Name of animal: _____

Country: _____

Habitat: _____

Description: _____

5 **Colour.** **Self-evaluation**

My work in unit 5 is



OK



good



excellent



6

What do we do at school?



Matt's star idea ★

We meet our friends at school.



Sing with Chen

Space School
Land

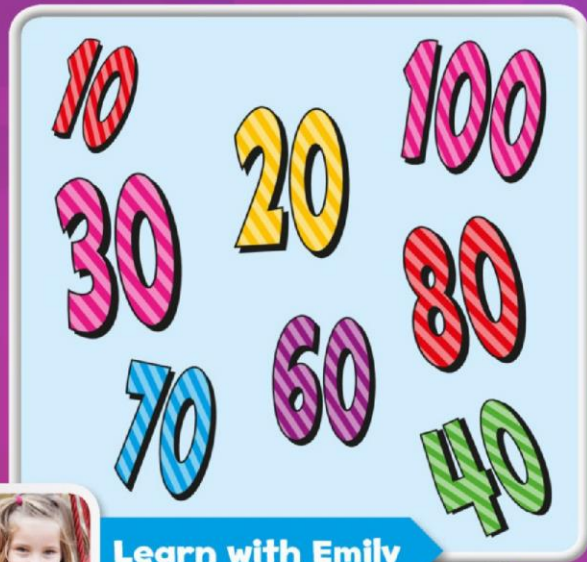
Lesson 1

THE BIG QUESTION


- 1 Look at the pictures with your teacher.
Answer. What can you see?
- 2 Watch the Big Question video. ▶
What's fun about Matt's school?
- 3 Watch the Big Question video again. ▶
Who has got glasses? Who has got curly hair?



Play with Leo



Learn with Emily



Read with Scott

Find the ball.



6

Lesson 2 Vocabulary and song

Chen



1 Listen and point. Then listen and repeat. 100

2 Listen and point. Then listen and sing. 101

3 **Think** Think about your school subjects.
Which is your favourite?

What do we do at school?

We do interesting subjects.



Hello

4



$$\begin{array}{rcl} 31 - 12 & = & \square \\ 4 \times 9 & = & \square \\ 27 \div 9 & = & \square \\ 11 \times 6 & = & 66 \end{array}$$

3



5



6

What are you doing?
Are you doing PE,
English, art or ICT?

I'm doing science
And geography too.
They're my best subjects.
What about you?

Drama, maths, music
And history are cool.
What's your favourite
subject at school?

Chorus



8



7



10

9

1 PE

2 ICT

3 maths

4 English

5 geography

6 science

7 drama

8 art

9 music

10 history

4

Put on the stickers.

6

Lesson 3 Grammar



What are you doing?
I'm doing maths.

1 Listen. Then repeat. 102

2 Collaborate Act out.



3 Listen, circle and write. 103

drama geography English art ICT

1
I'm doing geography.

2
I'm doing _____.

3
I'm doing _____.

4
I'm doing _____.


5
I'm doing _____.


4 Listen and say. 104

5 Communicate Mime, ask and answer.

6

Lesson 4 Vocabulary and story

1 Listen and point. Then listen and repeat.  105

2 **Think**  Look and say which activities you can and can't do at school.



1 listen to music



2 learn about space



3 write



4 sing



5 draw



6 do sport

3 **BEFORE YOU READ** Look at the story title and guess. What activities can you do in Space School Land?

4 Listen and read.  106

5 **AFTER YOU READ**

Watch the story video. 

Complete the activities. **AB Page 49**

Leo



What do we do at school?

We do lots of different activities.

Find Norman

Space School Land

1

Woah! Where are we?



We're in space!

2

It's a space school!

SPACE MATHS

★+★=★★





6

Lesson 5 Grammar



What's he / she doing in music?
He's / She's singing a song.

1 Listen and say the chant. 108

Grammar Chant



What's he doing in science?
He's learning about space.
In English, he's writing a story.
In art, he's drawing a face.

What's she doing in geography?
She's learning about the sea.
She's dressing up in drama
And she's skipping in PE.


2 Listen and match. 109



1 music



2 maths



3 art



4 science



5 English



6 drama

3 Listen and repeat. 110

4 **Communicate** Play the game.



What's she doing?

She's drawing
a horse.

Art!



What's
he doing?

He's learning
new words.

English!



6


Lesson 6 Cross-curricular

What do we do at school?

We learn to solve problems.



Emily

- 1 Can you count in tens? Listen and point. Then listen and repeat. 

Number fun

10 20 30 40 50 60 70 80 90 100

ten

twenty

thirty

forty

fifty

sixty

seventy

eighty

ninety

one hundred

- 2 Listen, read and write the answers. 

- 3 Listen and check. 

	1	2	3	4	5	6	7	8	9	10
1	1	2	3	4	5	6	7	8	9	10
2	2	4	6	8	10	12	14	16	18	20
3	3	6	9	12	15	18	21	24	27	30
4	4	8	12	16	20	24	28	32	36	40
5	5	10	15	20	25	30	35	40	45	50
6	6	12	18	24	30	36	42	48	54	60
7	7	14	21	28	35	42	49	56	63	70
8	8	16	24	32	40	48	56	64	72	80
9	9	18	27	36	45	54	63	72	81	90
10	10	20	30	40	50	60	70	80	90	100

In maths, we learn how to multiply numbers, for example: 3×5 . This table helps us.

Find the red 3 on the left side and move along the line until you are under the blue 5. What's the number in the box?

It's 15. ($3 \times 5 = 15$)

Now solve these problems.

1 $2 \times 7 =$

4 $7 \times 3 =$

2 $4 \times 8 =$

5 $8 \times 9 =$


3 $5 \times 6 =$

6 $9 \times 7 =$

- 4 **Communicate**  Ask and answer.

What's 4 times 7?

28

- 5 **Think**  Solve this problem without the table: What's 4×5 ?

What's 10 times 10?

100

6


Lesson 7 Literacy and culture

1

BEFORE YOU READ Look at the school newsletter. Answer.

- 1 What's the name of the school?
- 2 Which is your favourite notice?

2

Listen and read the newsletter.  114
Then answer your teacher's questions.

Scott

What do we do at school?

We go to clubs.

CLUB NEWS

Hillside School, Barbados

Steel Pan Band



Do you like music?

Come and join the Steel Pan Band. We meet on Thursdays after lunch in the music room. Everyone is welcome.

Table Tennis Club

We meet on Fridays after lunch in the dining room. Please come early to move the tables and chairs.



Cricket Club

We meet on Mondays on the sports field. Please wear sports clothes and bring a hat.



Cookery Club

Find out about food and make fantastic dinners for your friends and family. Come to the school kitchen after lessons.



Wednesdays!

IMPORTANT

There is **NO** Drama Club today. Mrs Wilson is in Bridgetown.

3

AFTER YOU READ

Complete the activities. **AB Page 52**

Our Values

Join in.



6


Lesson 8 Sounds and speaking

1 Listen and repeat. 115



2 Listen. Say the tongue twister. 116

I like flying my kite and riding my bike.



3 Communicate Play the game. AB Page 53

Lessons 9 and 10

THE BIG QUESTION REVIEW



1 Watch and answer the questions on the review video.

2 Find and write. CB Pages 96-97

3 Think, pair, share! Answer.

1 Which is your favourite answer to the Big Question?

2 What do *you* do at school?

4 Create Make a mini book. AB Pages 109-110

Write. Read at home.

<p>We learn to solve problems.</p> <p>Write the answers to the maths problems. Match.</p> <p>5 × 7 = 35</p> <p>8 × 5 =</p> <p>7 × 8 =</p> <p>6 × 3 =</p> <p>4 × 9 =</p> <p>2 × 10 =</p>	<p>eighteen</p> <p>thirty-six</p> <p>forty</p> <p>twenty</p> <p>fifty-six</p> <p>thirty-five</p>
---	--

5 Colour. Self-evaluation

My work in unit 6 is



OK



good



excellent



The Big Project 2

A fun flipbook

Think about it

- 1 **Think** Which clothes words can you remember? Tell your teacher. **WHOLE CLASS**

trousers

T-shirt

socks

hat

- 2 **Think** What are you wearing? Tell the class. **WHOLE CLASS** **AB Page 79 Activity 1**

Make

- 3 **Create** Make a fun flipbook. **PROJECT GROUP**



Draw two lines on a piece of paper.



Draw two pictures of people wearing different clothes.



Use your pictures to make a book.



Cut along the lines to make a fun flipbook.

4 Listen and read. Then repeat.  117

Draw pictures and act out the conversations.

PROJECT GROUP

English in use

We say *Let's...*
to make suggestions.



Practise

5 **Collaborate**  Talk about your flipbooks.

WHOLE CLASS



7

What's fun about being outdoors?



Tyla's star idea ★

We can play outdoor games.



Sing with Zara



Picnic Land

Lesson 1

THE BIG QUESTION

- 1 Look at the pictures with your teacher.
Answer. What can you see?
- 2 Watch the Big Question video. ▶
What's your favourite activity?
- 3 Watch the Big Question video again. ▶
How many children are in the park?



Play with Finn



Learn with Ted



Read with Kimiko

Find the trees.



7

Lesson 2 Vocabulary and song

What's fun about being outdoors?

We can go on expeditions.



Zara

- 1 Listen and point. Then listen and repeat. 119
- 2 Listen and point. Then listen and sing. 120
- 3 **Think** Choose a place to go on a class expedition. Choose four things to take in your backpack.

Whose is this sun cream? Whose is this cap?
Whose is this coat and this backpack?
It's time to go. I can't wait!
It's so fun! It's so great!

Whose is this sun cream? Whose is this cap?
Whose is this coat and this backpack?
The sun cream is his and the cap is his too.
The coat is yours and the backpack is too!

Chorus

Whose is this water bottle? Is it for you?
No, it's theirs and the notebook is too!
The guide book is ours and the map is mine.
Come on, everyone! Let's have a good time!

Chorus

But whose is this magnifying glass?
And whose is this mobile phone?
The magnifying glass is hers and the
mobile phone is mine.
Come on, everyone! Let's have a good time!

Chorus



- | | | | |
|------------|-------------|--------------------|----------------|
| 1 cap | 2 coat | 3 guide book | 4 water bottle |
| 5 map | 6 sun cream | 7 magnifying glass | 8 mobile phone |
| 9 backpack | 10 notebook | | |

- 4 Put on the stickers.

7

Lesson 3 Grammar



Whose is this cap?
It's mine / yours / his /
hers / ours / theirs.

1 Listen. Then repeat.  121

2 Collaborate  Act out.

1



Whose is this sun cream?

I don't know. It isn't mine. Is it hers?

2



Excuse me, is this yours?

Yes, it is. Do you want some?

Yes, please.

3



Blue Clue, do you want some sun cream? Uh-oh ...


What's the matter?

You're pink! Too much sun!

3 Listen and match.  122





4 Think  Look and circle.



5 Communicate  Ask and answer.

7

Lesson 4 Vocabulary and story

- 1 Listen and point. Then listen and repeat.  123
- 2 **Think**  Look and say what is and isn't healthy.



1 biscuit



2 orange



3 drink



4 cherries





5 crisps



6 grapes

- 3 **BEFORE YOU READ** Look at the story title and guess. Which picnic things are in Picnic Land?

- 4 Listen and read.  124

- 5 **AFTER YOU READ**
Watch the story video. 
Complete the activities.  AB Page 57

Finn



What's fun about being outdoors?

We can have a picnic.

Find Norman

Picnic Land

1

We're at the beach!

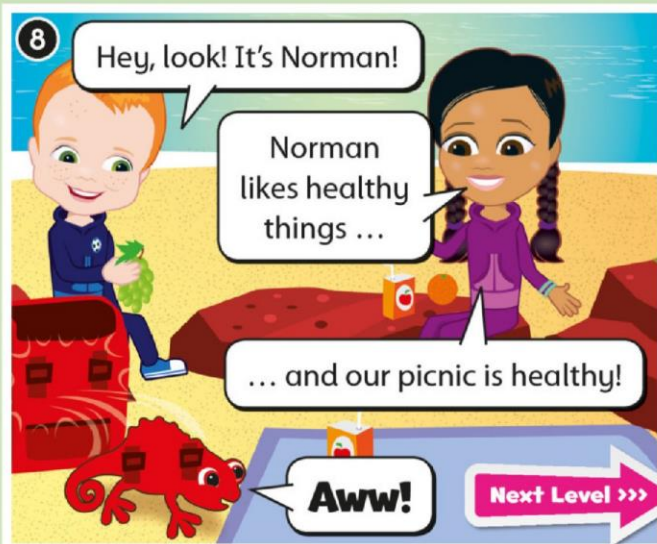


It's lunchtime!

2

Where's Norman today?
What do you think?
Norman likes healthy things
to eat and drink!





Next Level >>>



Would you like a drink?
Would you like some cherries?
Yes, please. No, thank you.

7

Lesson 5 Grammar


1 Listen and say the chant.  126

Grammar Chant



Would you like some cherries?
Would you like some cheese?
Would you like an orange?
Yes, please. Yes, please.

Would you like some chocolate?
No, thank you. Not today.
But I'll put it in the cupboard
To eat on Saturday.

2 Listen and tick ✓ or cross ✗.  1273 Listen and repeat.  1284 Communicate  Play the game.

Would you like
some cherries?

Yes, please.



Would you like
some crisps?

No, thank you.



7

Lesson 6 Cross-curricular

What's fun about being outdoors?

We can go outdoors
in different weather.

Ted

1 Listen and point. Then listen and repeat. 130

Weather around the world



snowing



cloudy



windy



sunny



raining

2 Listen, read and circle. 131

Today I'm looking at the weather around the world. This map shows the weather in different countries.

- 1 Look at Canada. It's snowing / raining now because it's winter.
- 2 My grandma and grandpa live in Peru. It's sunny / windy there now.
- 3 I live in England. I'm wearing my coat because it's snowing / raining today.
- 4 My friend lives in China. It's windy / cloudy there today.
- 5 Look at Australia. It's sunny / cloudy because it's summer.



What's the weather like in your country today?

3 Communicate Ask and answer.

4 Think, pair, share! What's the weather like in your country in different seasons?

What's the weather like
in Australia today?

It's sunny.

spring summer autumn winter

7

Lesson 7 Literacy and culture

Kimiko



1 BEFORE YOU READ Look at the poems. Answer.

- 1 What pictures can you see?
- 2 What colours can you see?

2 Listen and read the poems.  132
Then answer your teacher's questions.

What's fun about being outdoors?

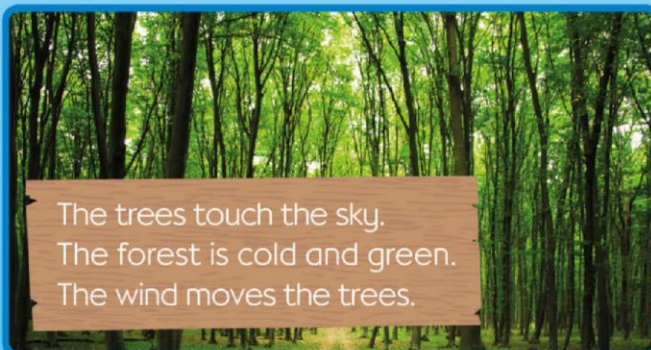
We can draw pictures
and write about nature.

Nature poems

People like writing poems about nature.
You can write a poem in a picture, like this:



A haiku is a Japanese word for a very short poem about nature. A haiku has got two short lines and one long line.



The trees touch the sky.
The forest is cold and green.
The wind moves the trees.

3 AFTER YOU READ
Complete the activities.

AB Page 60

Our Values
Celebrate nature.




7

Lesson 8 Sounds and speaking

1 Listen and repeat.  1332 Listen. Say the tongue twister.  134

Jo's mobile phone is in her coat at home.

3 **Communicate**  Play the game. **AB Page 61**

Lessons 9 and 10

THE BIG QUESTION REVIEW

**REVIEW
VIDEO**

1 Watch and answer the questions on the review video. 2 Find and write. **CB Pages 98-99**3 **Think, pair, share!** Answer.

- 1 Which is your favourite answer to the Big Question?
- 2 What do *you* think is fun about being outdoors?

4 **Create**  Make a mini book. **AB Pages 107-108**

Write. Read at home.

5 **Colour.** **Self-evaluation**

My work in unit 7 is



OK



good



excellent



8

What's great about making things?



Brendan's star idea ★

We can make things for dressing up.



Sing with Rosie



**Arts and
Crafts Land**


Lesson 1

THE BIG QUESTION

- 1 Look at the pictures with your teacher.
Answer. What can you see?
- 2 Watch the Big Question video. ▶
Do you like making things?
- 3 Watch the Big Question video again. ▶
What colour is Lily's hat?



Play with Leo



Learn with Finn

Find the hat.



Read with Lara



8

Lesson 2 Vocabulary and song

Rosie

1 Listen and point. Then listen and repeat. 136

2 Listen and point. Then listen and sing. 137

3 Think What do you like making?

What's great about making things?

We can make all sorts of things.

Come along to Art Club.
What would you like to make?
You can make a calendar
Or you can make a cake.

I like making bracelets.
I put them in a box.
Do you like making photo frames
Or puppets from old socks?

Let's make decorations
And cards and masks too.
I like making badges.
Look! Here's one for you!

Come along to Art Club!
Come along with me!
Come along to Art Club!
Come along with me!



1 photo frame

2 decorations

3 cake

4 bracelet

5 mask

6 calendar

7 box

8 card

9 puppet

10 badge

4 Put on the stickers. AB Page 63

8

Lesson 3 Grammar



Do you like making masks?
Yes, I do. No, I don't.
I like / don't like making cards.

1 Listen. Then repeat.  138

2 Collaborate  Act out.

1 Do you like making models, Norman?
Yes, I do.

2 Do you like making models, Blue Clue?
No, I don't.

3 It's OK. I like making models.
Thank you!

3 Listen and draw  or .  139




4 Listen and say the number.  140

5 Communicate  Ask and answer about what you like doing.

8

Lesson 4 Vocabulary and story

1 Listen and point. Then listen and repeat.  142

2 **Think**  Look and say the things you've got and you haven't got in your classroom.



1 scissors



2 glue



3 paints



4 paintbrush





5 crayons



6 colouring pens

3 **BEFORE YOU READ** Look at the story title and guess. What can you make in Arts and Crafts Land?

4 Listen and read.  143

5 **AFTER YOU READ**
Watch the story video. 
Complete the activities. 

Leo



What's great about making things?

We can have fun making things.



Arts and Crafts Land

1

There are lots of paints and colouring pens here.




But where's Norman?

2

Here, you can draw and make things too. Make a model of Norman with paper and glue.





8

Lesson 5 Grammar



Can you pass me that glue, please?
Can you pass me those scissors, please?
Here you are.

1 Listen and say the chant.  145

Grammar Chant

Can you pass me those scissors?
Those paints and crayons too?
Here you are. Here you are.
Thank you!
Can you pass me that paintbrush?
And that glue too?
Here you are. Here you are.
Thank you!

2 Listen and match.  1463 Communicate  Ask and answer. Find the secret word.

Can you pass me
those pencils, please?

Here you are.

Can you pass me
that glue, please?

Well done! 'Glue' is
the secret word.

8

Lesson 6 Cross-curricular

What's great about making things?

We can learn about materials.

- 1 Look at the photos. Listen and point.
Then listen and repeat.  147

- 2 Listen and read.  148

Where do things come from?

1



earth



clay

Clay comes from earth. You can make plant pots out of clay.



2



wool

Wool comes from sheep. You can make hats, socks and sweaters out of wool.



3



paper

Paper comes from trees. You can make books out of paper.



4



wood

Wood also comes from trees. You can make tables and chairs out of wood.



- 3 Read and choose.

Materials quiz

- 1 You can make plant pots out of ...
a paper. b wool. **c clay.**
- 2 Wool comes from ...
a trees. b sheep. c earth.
- 3 You can make chairs and tables out of ...
a sheep. b wood. c wool.
- 4 Paper and wood come from ...
a trees. b clay. c plant pots.

- 4 **Think, pair, share!** What other things can you make out of clay, wool, paper and wood?

8

Lesson 7 Literacy and culture

What's great about making things?

We can learn a new skill.

1 BEFORE YOU READ Look at the instructions. Answer.

- 1 What food do you need?
- 2 Would you like to make this cake?

2 Listen and read the instructions. Point to the pictures. Then answer your teacher's questions.



Black Forest cake


The Black Forest is in the south of Germany. It is very beautiful and it has got lots of trees and mountains.

The Black Forest is famous for Black Forest cake. Here's how you make it.

Germany



Black Forest



You need:



chocolate cake



cherries



cream



chocolate

- 1 Make three circles of chocolate cake.
- 2 Cover one of the circles of cake with cherries.
- 3 Cover the cherries with cream.
- 4 Put another circle of cake on top of the cream. Add more cherries and cream.
- 5 Put the third circle of cake on top of the cream. Add more cream, cherries and chocolate.



3 AFTER YOU READ

Complete the activities. AB Page 68


Our Values

Be creative.



8

Lesson 8 Sounds and speaking

1 Listen and repeat.  1502 Listen. Say the tongue twister.  151

Those are theirs and these are hers.

This is his and that is theirs.

3 Communicate  Play the game.  AB Page 69

Lessons 9 and 10

THE BIG QUESTION REVIEW

1 Watch and answer the questions on the review video. 2 Find and write.  CB Pages 98-99

3 Think, pair, share! Answer.

1 Which is your favourite answer to the Big Question?

2 What do *you* think is great about making things?

4 Create  Make a mini book.  AB Pages 105-106

Write. Read at home.

 We can learn about materials. Look and write. paper wood wool clay  It's made of _____  It's made of _____  It's made of _____  It's made of _____	 We can learn a new skill. Draw a food that you can make. Write what you need. _____ You need: _____ _____ _____
--	---

5 Colour.  Self-evaluation

My work in unit 8 is



OK



good



excellent



The Big Project 3

A picture timetable

Think about it

- 1** **Think** Which words for school subjects can you remember?
Tell your teacher. **WHOLE CLASS**

English

maths

history

art

- 2** **Think** Which subjects do you like? When do you have your favourite subjects? Tell the class. **WHOLE CLASS** **AB Page 80 Activity 1**

Make

- 3** **Create** What's your perfect school day like?
Make a picture timetable. **PROJECT GROUP**



Think about your perfect school day. What are your favourite subjects and activities?



Draw a grid on a piece of paper. Make columns for the days of the week. Make rows for the lessons and breaks.



Write the days of the week.



Draw pictures to show the subjects and activities in your timetable. Put your timetables on the wall.

4 Listen and read. Then repeat. 152 **WHOLE CLASS**

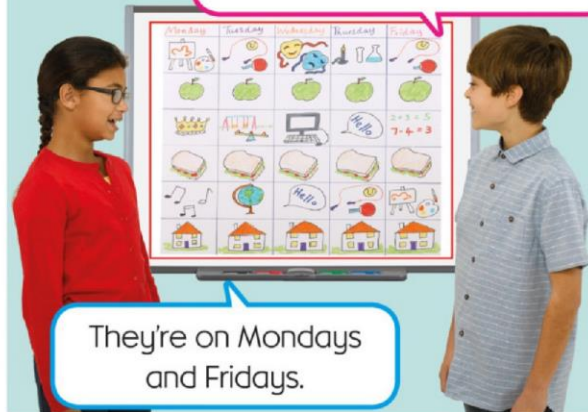
How many art lessons are there?



English in use

We can ask questions by saying:
How many ... ? / When ... ?

When are the art lessons?



Practise

5 **Collaborate** Talk about your picture timetables. Which is the best timetable? **WHOLE CLASS**

I like this timetable. How many PE lessons are there?





Writing Practice Units 4-6

1 Look and write.
Use the Picture Dictionary.

AB Pages 99-101

4 Sports

1 _____ 6 _____

2 _____ 7 _____

3 _____ 8 _____

4 _____ 9 _____

5 _____ 10 _____

5 Wild animals

1 _____ 6 _____

2 _____ 7 _____

3 _____ 8 _____

4 _____ 9 _____

5 _____ 10 _____

6 School subjects

1 _____ 6 _____

2 _____ 7 _____

3 _____ 8 _____

4 _____ 9 _____

5 _____ 10 _____



Writing Practice Units 7-8

1 Look and write.
Use the Picture Dictionary.

AB Pages 102-103

7 Outdoor things

- | | |
|---------|----------|
| 1 _____ | 6 _____ |
| 2 _____ | 7 _____ |
| 3 _____ | 8 _____ |
| 4 _____ | 9 _____ |
| 5 _____ | 10 _____ |

8 Crafts

- | | |
|---------|----------|
| 1 _____ | 6 _____ |
| 2 _____ | 7 _____ |
| 3 _____ | 8 _____ |
| 4 _____ | 9 _____ |
| 5 _____ | 10 _____ |



Well done!

Festival 2

Easter

1 Listen and point.  168



1 flower



2 chick



3 card



4 Easter bunny



5 Easter egg



6 basket

3 Find, count and write. What's missing?

Easter bunny

1


flowers

baskets

Easter eggs

cards

chicks



4 **Create**  **Make an Easter card.**

1



2

Happy Easter!
From Carol

1 Fold the card in half. Draw the Easter bunny with a basket, five flowers and a chick. There are three Easter eggs in the basket. Decorate the card.

2 Write an Easter message in your card.

5 **Communicate**  **Give your card to a friend.**



This Easter card is for you.
Happy Easter!





Thank you. It's lovely.
Happy Easter to you too!



5

Pre A1 Starters

Preparation

1 Listen and number. There is one example.  175

Practice

2 Look at the pictures in activity 1. Ask and answer.



What's picture B?

It's a shark.

Does it live in water?

Yes, it does.

Does it hunt fish?

Yes, it does.



Is it big?

What colour is it?

Is it small?

Can it swim?

Does it live in a group?

Does it eat grass?

Does it drink water?

Does it sleep in a tree?

Does it like fruit?

Does it hunt animals?

6

Pre A1 Starters

Practice

1 Listen and draw lines. There is one example.  176

Grace

Kim

Jill

Hugo



Matt

Dan

Tom

2 Look at the picture. Point, ask and answer.



What's she doing?

She's writing.

Tell me about this boy.

He's doing drama.



1 Read the question. Listen and write a name or a number.

There are two examples.  177



Examples

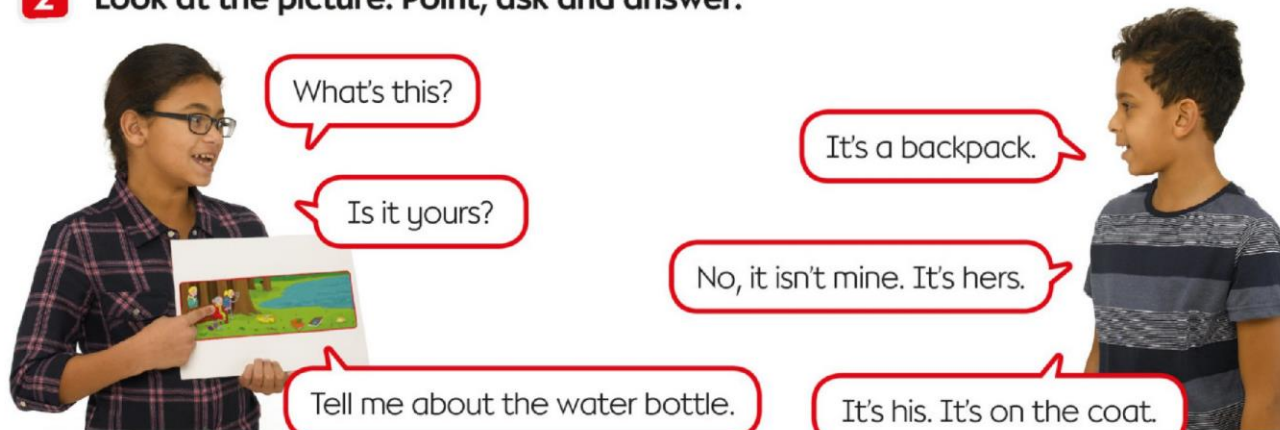
What's the girl's name? Lucy

How old is she? 7


Questions

- 1 How many spiders are there? _____
- 2 What name is on the notebook? _____
- 3 How many biscuits has Lucy got? _____
- 4 What's the drink called? _____
- 5 What name is on the coat? _____

2 Look at the picture. Point, ask and answer.



1 Listen and colour. There is one example.  178



2 Listen to your teacher and place the cards.



Exam tip!

It's OK to say 'Sorry?' or 'Excuse me?'



1 Listen and draw lines. There is one example.  179

Lucy

May

Jill

Tom



Hugo

Alex

Matt

2 Look at the picture. Point, ask and answer.



Where's the police officer?

Where's the motorbike?

He's here.

It's here.



- 1** Read the question. Listen and write a name or a number.
There are two examples.  180



Examples

What's the boy's name? Mark

How old is he? 8



Exam tip!

Read the questions carefully!

Questions

- 1 Where's Mark's school? _____ Street
- 2 What number is on his T-shirt? _____
- 3 Who's thirsty? _____
- 4 What's the sun cream called? _____
- 5 How many children are at the sports day? _____

- 2** Ask and answer about yourself.



Do you play rugby?

Where do you play rugby?

No, I don't. I like doing judo.

Yes, I do.

I play rugby at school.

Do you like doing athletics?





BRIGHT IDEAS

Activity Book

2

Mary Charrington Charlotte Covill
Tamzin Thompson




5

Why are animals amazing?

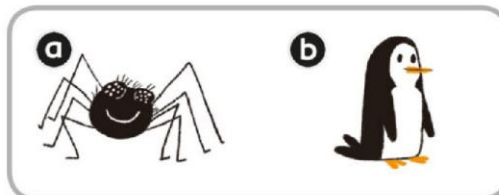
Lesson 1 Review

1 Listen and circle.  081


1




2



3




4



2 Look and write about what they can and can't do.

1



(walk / swim)

Fish _____ *can't walk* _____.They _____ *can swim* _____.

2




(fly / talk)

Birds _____.

They _____.


3



(jump / fly)

Rabbits _____.

4




(climb / run)

Snakes _____.

5


Lesson 2 Vocabulary

1 Read and circle.



whale

penguin




crocodile

lion




monkey

zebra




lion

hippo




crocodile

giraffe




zebra

penguin




shark

elephant




shark

hippo



giraffe

elephant




monkey

whale

2 Look and put on the stickers. Write.



crocodile




Finished? Write a list of the other animals you know in English, e.g. *rabbit*.

5

Lesson 3 Grammar

1 Look at the picture. Read and circle.

1 Lions ☒ live ☐ don't live on land.2 Fish ☒ live ☐ don't live on land.3 Zebras ☒ live ☐ don't live in water.4 Hippos ☒ live ☐ don't live on land and in water.5 Whales ☒ live ☐ don't live in water.

2 Complete the sentences.

1 Giraffes don't live in water. They live on land.

2 Sharks _____ in water. _____ on land.

3 Crocodiles _____ on land and in water.

3 Complete the questions and write the answers.

1 Do monkeys live on land?

2 _____ elephants live in water?

3 Do penguins _____ in water and on land?

4 _____ rabbits _____ in water and on land?

Yes, they do. No, they don't.

Yes, they do.

Extra Grammar Practice Page 74




5




Lesson 4 Vocabulary and story

1 Listen and number.  089 Then write.

eat grass like fruit sleep in a tree hunt animals ~~drink water~~ live in a group


drink water


2 REMEMBER THE STORY
Read and tick ✓. 

			
1 It lives in a group.	✓	✓	✓
2 It eats meat.			
3 It's got small feet.			
4 It eats grass.			
5 It drinks and sprays water.			
6 It's Norman's favourite animal.			

3 Read and tick ✓ the true sentence about Norman.

1 Emily and Finn find Norman with the elephants.

2 Norman doesn't eat meat and he's got big feet.

3 The elephants can't find Norman.




Finished? Write sentences about zoo animals using the words in activity 1, e.g. Zebras eat grass.

5




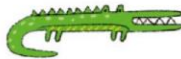

Lesson 5 Grammar

1 Read and match.

- 1 It eats grass. It doesn't sleep in a tree. _____
- 2 It hunts animals. It doesn't drink water. _____
- 3 It lives in a group. It doesn't like fruit. _____




2 Look and complete.

- 1  ✗ It doesn't like (like) fruit.
- 2  ✓ It _____ (hunt) animals.
- 3  ✓ It _____ (drink) water.
- 4  ✗ It _____ (sleep) in a tree.
- 5  ✗ It _____ (eat) grass.
- 6  ✓ It _____ (live) in a group.

3 Complete the questions and answers about the hippo.

- 1 Does it live in a group? Yes, it does.
- 2 Does _____ hunt animals? No, _____ doesn't.
- 3 _____ it eat grass? _____ does.
- 4 _____ sleep in a tree? No, _____.




Extra Grammar Practice Page 74

5





Lesson 6 Cross-curricular

1 Write. Colour the frames: blue = cold, red = hot. Then listen and match.  095

cave ~~desert~~ ice jungle



desert



2 Read and match.

1  Elephants live

in caves.

2  Birds live

in the desert.

3  Spiders live

in the jungle.

4  Tortoises live

on ice.

3  Think Answer the questions.

Yes, they do. No, they don't.

1 Do zebras live in hot places?

2 Do giraffes live on ice?

3 Do crocodiles live in cold places?

Finished? Write a list of animals that live in: rivers, rocks, trees.

5

Lesson 7 Literacy and culture

1 Look at Class Book page 58 again. Complete the fact files.

			
Name:	koala		
Country:	Australia		
Habitat:	trees		
Description:	small, grey		

2 Read and circle.

1 It's a bird, but it can't fly.

koala

kangaroo

cassowary

2 It lives in a group.

koala

kangaroo

cassowary

3 It likes fruit and seeds.

koala

kangaroo

cassowary

4 It eats at night.

koala

kangaroo

cassowary

5 It sleeps 20 hours every day.

koala

kangaroo

cassowary

6 It can jump eight metres in one jump.

koala

kangaroo

cassowary

3

Create



Complete the fact file for an animal in your country.

Name:	
Country:	
Habitat:	
Description:	

Collaborate



Community Task

Make a display about animals in your country. Use the information in your fact files.



5

Lesson 8 Speaking

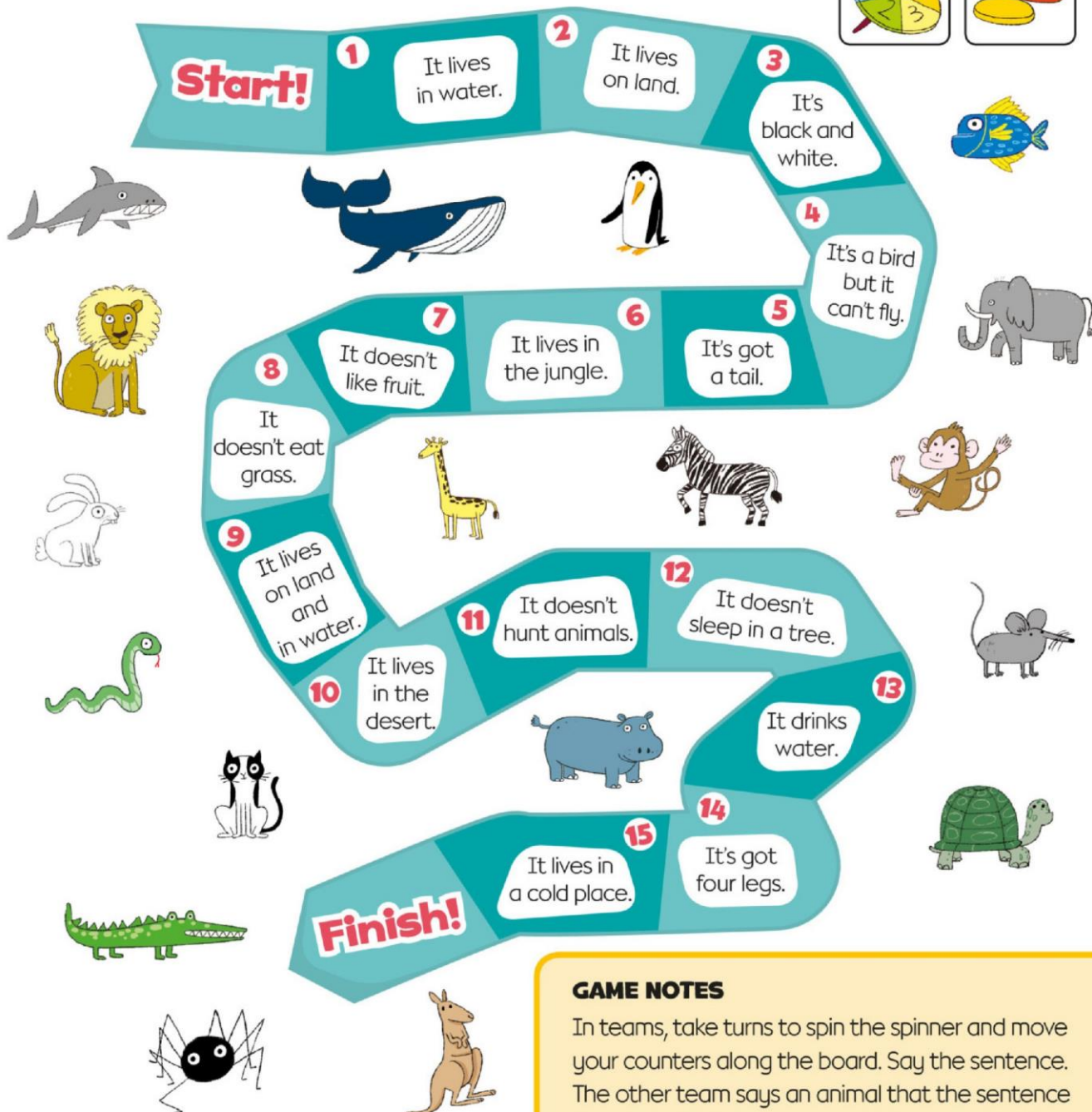
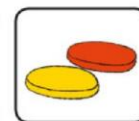
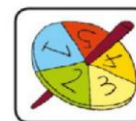
1

Communicate



Play the game in two teams.

You need:



Points

GAME NOTES

In teams, take turns to spin the spinner and move your counters along the board. Say the sentence. The other team says an animal that the sentence describes. If they are correct, they get a point. A team cannot repeat an animal during the game. The team with the most points wins!

6

What do we do at school?


Lesson 1 Review

1 Listen and number. 

a



b



c



d



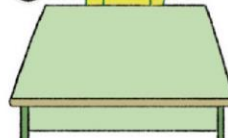
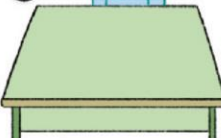
e



f



2 Look and write.



~~blond hair~~ dark hair
 curly hair straight hair
 long hair glasses

1 He's got blond hair.

2 She's got _____.

3 She's _____.

4 _____

5 _____


6 _____

6


Lesson 2 Vocabulary

1 Read and match.


1



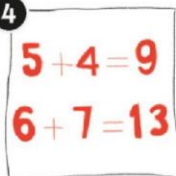
2




3




4




5



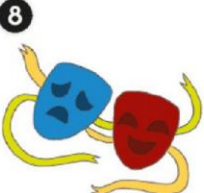
6




7




8



9



10





music geography art


ICT maths English


PE drama science history


2 Look and put on the stickers. Write.

























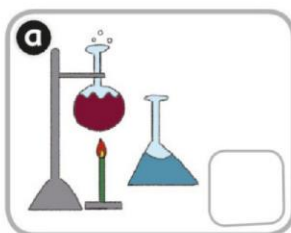
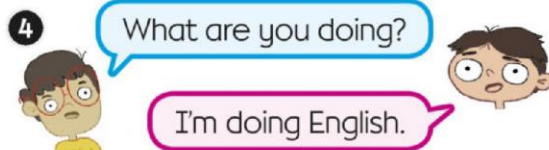
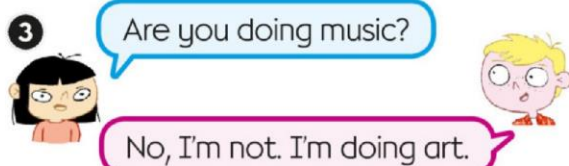
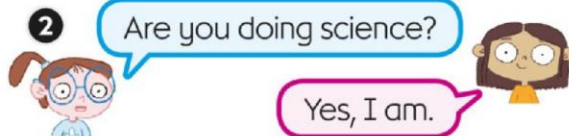
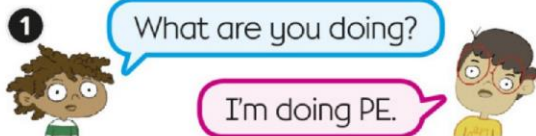




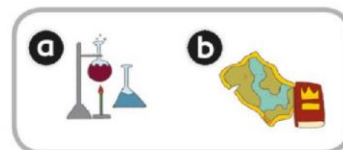

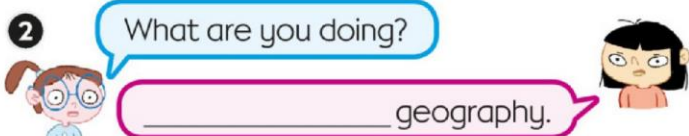
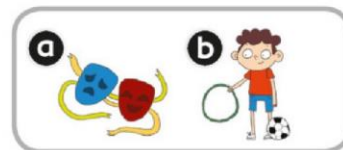
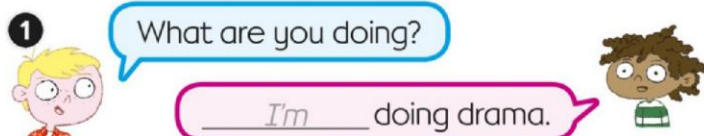
6

Lesson 3 Grammar

1 Read and number the subjects.



2 Complete the questions and answers. Then circle the correct pictures.



3 Complete the questions. Then answer for you.

- 1 Are you doing maths? _____
- 2 _____ you _____ geography? _____
- 3 What _____ you _____? _____

Extra Grammar Practice Page 75

6

Lesson 4 Vocabulary and story

1 Listen and match.  107 Then write.learn about space ~~listen to music~~ write draw do sport sing1 listen to music

2 _____

3 _____



4 _____

5 _____

6 _____

2 REMEMBER THE STORY Read and number. ▶

1 She's learning about space.

2 He's drawing.

3 He's looking for Norman.

4 She's listening to music.



3 Read and tick ✓ the true sentence about Norman.

1 Norman is in the desert. ☐2 Norman is on the moon. ☐3 Norman is in the jungle. ☐

Finished? Write four activities you can do inside a space rocket.

6

Lesson 5 Grammar

1 Read and circle.

1



What's he doing
in art?

a He's drawing a picture of a horse.

b She's drawing a picture of a horse.

c I'm writing.

2



What's she doing
in music?

a She's doing sport.

b I'm listening to music.

c She's learning to play the piano.

3



What are you doing
in geography?

a He's learning about whales.

b She's singing.

c I'm learning about whales.

2 Complete and match.

listening ~~learning~~ singing drawing

1 She's learning about space.

2 He's _____ to music.


3 He's _____ a picture.

4 She's _____ a song.

a



b



c



d



3 Answer the questions for you.

1 What are you doing in geography? I'm

2 What are you doing in art? _____

Extra Grammar Practice Page 75

6

Lesson 6 Cross-curricular

1 Say and write the missing numbers.

tens

10	20	30	40
	60		
80	90	100	

twos

2	4		8
10		14	
16		20	

threes

3	6		12
	18	21	24
		30	

2 Write the missing numbers in words.

five ten fifteen twenty twenty-five _____
 _____ forty forty-five _____ fifty-five

3 Solve these problems and write the number words. Use the table on Class Book page 67 to help you.

1 $10 \times 7 =$ s e v e n t y

2 $8 \times 10 =$

3 $5 \times 4 =$

4 $2 \times 5 =$

5 $6 \times 10 =$

6 $5 \times 8 =$

4 **Think** Now solve this problem. Use the letters in activity 3 to help you.

What's fifteen times six?

$15 \times 6 =$ n

6

Lesson 7 Literacy and culture

- 1 Look at Class Book page 68 again. Read and tick ✓.



1 Meets on Thursdays.	✓			
2 Meets on Fridays.				
3 You need sports clothes.				
4 Meets in the school kitchen.				
5 Meets in the dining room.				
6 You can learn about food.				

- 2 Circle the pictures for the clubs you like.



Collaborate



Community Task

Work together to write some information about your club for the school newsletter.



3

Create



Complete the information for your club.

What's the club called?	
Where does it meet?	
What day does it meet?	
What can you learn about?	
What do you bring?	

6

Lesson 8 Speaking

1

Communicate



Play the game in pairs.


You need:



a spinner
and a
pencil



counters





GAME NOTES

Spin the spinner and move your counters. When there is a picture, your friend asks *What are you doing?* Look at the picture and answer *I'm ...* Follow the arrows to go up if you are right or to go down if you are wrong.

7

What's fun about being outdoors?

Lesson 1 Review

1 Listen and number.  118

2 Look at the pictures in activity 1 and write.

ride a bike play football rollerblade play baseball play hide and seek ~~run~~

a He can run.

d _____

b She can't _____.

e _____

c _____

f _____

7

Lesson 2 Vocabulary

1 Look, find and circle.

- 1 I've got a  . 2 I've got a  .
- 3 I've got a  . 4 I've got a  .
- 5 I've got a  . 6 I've got a  .
- 7 I've got a  . 8 I've got a  .
- 9 I've got a  . 10 I've got a  .

m	o	b	i	l	e	p	h	o	n	e
a	p	w	c	a	p	x	v	p	r	q
g	o	k	l	j	b	k	o	n	t	s
n	h	n	o	t	e	b	o	o	k	w
i	t	l	c	m	p	g	h	f	j	a
f	b	m	q	u	r	s	w	e	a	t
y	k	a	n	h	j	i	u	g	r	e
i	o	p	c	o	a	t	i	y	t	r
n	c	e	a	m	n	c	b	r	d	b
g	u	i	d	e	b	o	o	k	z	o
g	l	o	p	s	c	j	i	e	f	t
l	d	b	a	c	k	p	a	c	k	t
a	e	g	b	v	e	w	t	y	r	l
s	u	n	c	r	e	a	m	k	l	e
s	f	h	k	g	a	e	x	u	n	o

2 Look and put on the stickers. Write.



water

bottle







Finished? Write a list of the things you've got at home.

7

Lesson 3 Grammar

1 Look at the table. Then read the conversation and circle.

				
Kate	✓	✓	✓	✗
Mo	✓	✗	✓	✓

1 Whose is this magnifying glass?

It's mine yours ours.

2 Whose is this water bottle?

It's mine yours ours.

3 Whose is this guide book?

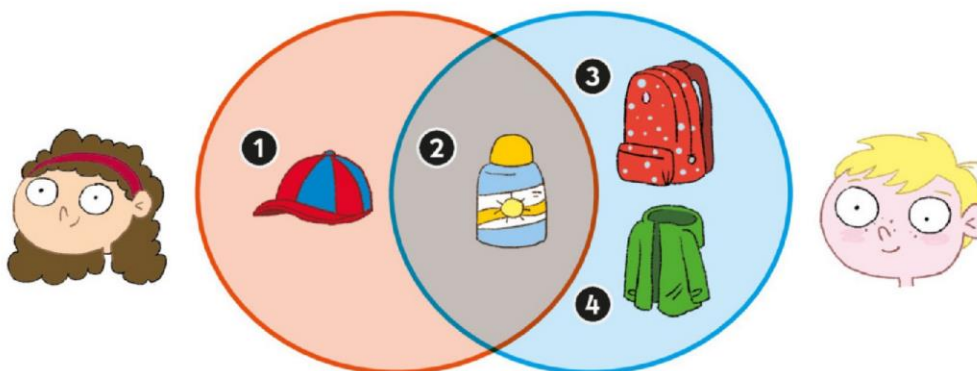
It's mine yours ours.

4 Whose is this mobile phone?

It's mine yours ours.

2 Complete the questions. Then write answers using *his*, *hers* or *theirs*.

coat backpack sun cream cap



1 Whose is this cap?

It's hers.

2 Whose is this _____?

It's _____.

3 Whose _____?

4 _____


Extra Grammar Practice Page 76

7



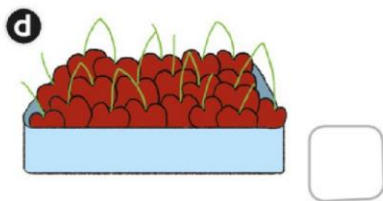

Lesson 4 Vocabulary and story

1 Look and write. Then listen and write how many items there are.  125


grapes drinks cherries ~~crisps~~ orange biscuits



crisps



2 REMEMBER THE STORY Look and complete. 



3 Read and tick ✓ the true sentence about Norman.

- 1 Norman likes biscuits and crisps. ☐
- 2 Norman is eating cherries. ☐
- 3 Finn and Priti find Norman in their backpack. ☐




7

Lesson 5 Grammar









1 Listen and tick ✓.  129 Then circle the correct picture.

- | | Yes, please. | No, thank you. |
|---------------------------------|-------------------------------------|--------------------------|
| 1 Would you like a drink? | <input checked="" type="checkbox"/> | <input type="checkbox"/> |
| 2 Would you like some biscuits? | <input type="checkbox"/> | <input type="checkbox"/> |
| 3 Would you like some crisps? | <input type="checkbox"/> | <input type="checkbox"/> |
| 4 Would you like some grapes? | <input type="checkbox"/> | <input type="checkbox"/> |
| 5 Would you like some oranges? | <input type="checkbox"/> | <input type="checkbox"/> |
| 6 Would you like some cherries? | <input type="checkbox"/> | <input type="checkbox"/> |



2 Look and write questions and answers.

some cherries a drink some grapes ~~an orange~~

- | | | |
|---|--|---|
| 1  | _____ <i>Would you like an orange?</i> _____ |  _____ <i>Yes, please.</i> _____ |
| 2  | _____ |  _____ |
| 3  | _____ |  _____ |
| 4  | _____ |  _____ |

Extra Grammar Practice Page 76

7

Lesson 6 Cross-curricular

1 Look and match.

1 windy

2 snowing

3 cloudy

4 raining

5 sunny



2 Read, look and write the weather.

1 It's summer in Canada now.

The weather is hot and .

2 The weather in Australia is .

3 It's winter in Peru.

It's very cold and it's .

4 It's in England.

5 In China it's today.

1 Canada	It's <u>sunny</u> .
2 Australia	It's _____.
3 Peru	It's _____.
4 England	It's _____.
5 China	It's _____.

3 Think What do you do in different weather? Look and write.

- It's raining. I _____
- _____
- _____
- _____
- _____


Finished? Draw and write about your favourite weather. Draw and say what you do.

7

Lesson 7 Literacy and culture

1 Complete the poems and haiku.

old forest white orange ~~spring~~ wind

a pink in spring
green in summer
red in autumn
_____ in winter

b Autumn leaves, dry and
_____.
Falling, falling to the ground.
Red, _____,
brown, gold.

c The trees touch the sky.
The _____ is
cold and green.
The _____
moves the trees.

2 Read and circle.

- 1 This poem is about leaves.
- 2 This poem is about a cherry tree in Japan.
- 3 This poem is about a forest.
- 4 This poem is a haiku.
- 5 There are colours in these poems.
- 6 There are seasons in these poems.

a (b) c
a b c
a b c
a b c
a b c
a b c

3 **Create**  Write words to describe nature in your country.

					
Flowers and leaves	Trees	Wild animals	Places	Seasons	Weather
pretty red	tall	bird	sea	spring	cloudy
<div> Collaborate  </div> <div> Community Task Make a class book of poems. Use the words in the table to help you write your poem.  </div>					

7

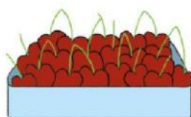
Lesson 8 Speaking

1

Communicate



You are going on an expedition! Choose and circle eight things. Play the game in pairs.



biscuits	<input type="checkbox"/>	magnifying glass	<input type="checkbox"/>
cap	<input type="checkbox"/>	map	<input type="checkbox"/>
cherries	<input type="checkbox"/>	mobile phone	<input type="checkbox"/>
coat	<input type="checkbox"/>	notebook	<input type="checkbox"/>
crisps	<input type="checkbox"/>	orange	<input type="checkbox"/>
grapes	<input type="checkbox"/>	sun cream	<input type="checkbox"/>
guide book	<input type="checkbox"/>	water bottle	<input type="checkbox"/>


GAME NOTES

Choose and circle eight things to take on an expedition. Then find out what your friend chose. Take turns to ask *Would you like a / an / some ... ?* Your friend will answer *Yes, please.* if they circled the item and *No, thank you.* if they didn't circle the item. Tick ✓ or cross ✗ the items in the backpack.

8

What's great about making things?

Lesson 1 Review

1 Listen and number.  135

2 Look and complete.

a necklace ~~socks~~ glasses a hat

8

Lesson 2 Vocabulary

1 Look at the picture. Read and circle.

1 This is a .

6 This is a .

2 This is a .

7 This is a .

3 These are .

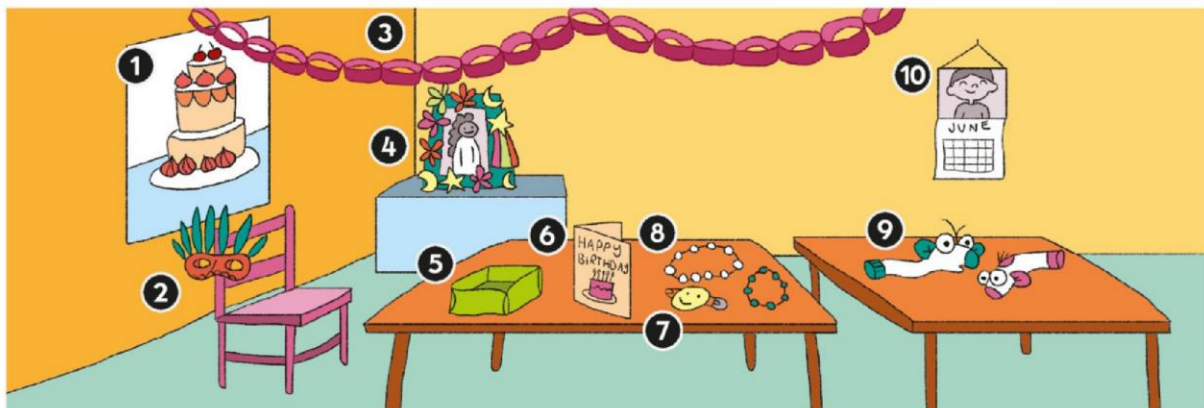
8 These are .

4 This is a .

9 These are .

5 This is a .


10 This is a .



2 Look and put on the stickers. Write.



photo
frame



Finished? What would you like to make? Write five things.

8

Lesson 3 Grammar

1 Listen and match.  141 Then complete.

~~badges~~ decorations puppets calendars

1



I like making badges.

2



I don't like making _____.

3



I like making _____.

4



I like making _____.


a



b



c



d



2

Complete the questions. Look and answer *Yes, I do.* or *No, I don't.*

1

Do you like making cards?



Yes, I do.

2

Do you _____ bracelets?

3


_____ masks?



3

Complete. Then answer the questions for you.

1 Do you like making



_____?

2 Do you like making



_____?


Extra Grammar Practice Page 77

8

Lesson 4 Vocabulary and story

1 Listen and number.  144 Then write.

scissors glue crayons paints colouring pens paintbrush

1 glue

2 _____

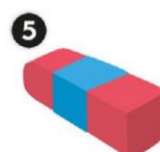
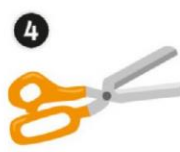
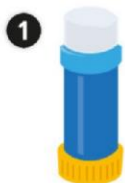
3 _____

4 _____

5 _____

6 _____

2 REMEMBER THE STORY Circle and say the things Leo and Emily use. ▶



3 Read and tick ✓ the true sentence about Norman.

1 Norman is between the colouring pens and the paints. ☐2 Norman is next to the flowers. ☐3 Norman is in front of the flowers. ☐

Finished? Write a list of six things in the art room in activity 1.

8

Lesson 5 Grammar

1 Read and circle.

1

Can you pass me that those
crayons and that those
colouring pens, please?

2

Can you pass me that those
paints and that those
paintbrush, please?




Here you are.

Here you are.

2 Look and write.

1


Can you pass me that pencil
and those scissors, please?



Here you are.

2


those _____, please?



_____ you _____.


3

those _____, please?



4

_____?



Extra Grammar Practice Page 77

8

Lesson 6 Cross-curricular


1 Read and match.

- | | |
|--------------------------|----------|
| 1 Wood comes from _____ | a earth. |
| 2 Wool comes from _____ | b trees. |
| 3 Clay comes from _____ | c sheep. |
| 4 Paper comes from _____ | |

2 Read and complete.

1 You can make socks, sweaters and hats out of  _____.

2 You can make books out of  _____.

3 You can make plant pots out of  _____.

4 You can make chairs and tables out of  _____.

3 Think  What are they made of? Look and match.

1



2



3



4



5



wool

paper

wood

clay

6



7



8



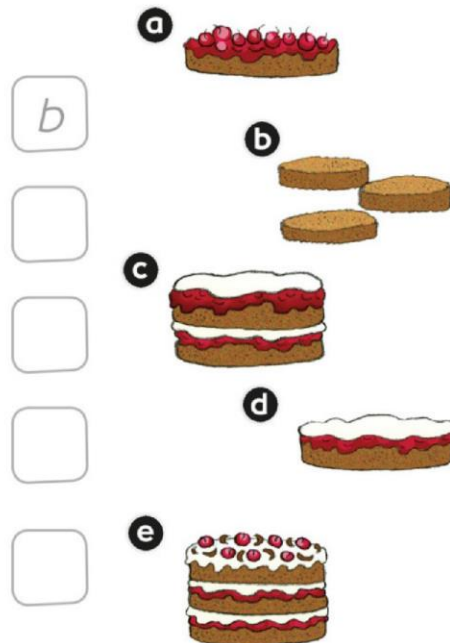
Finished? Write and draw more items made from wool, paper, wood or clay. What are the items in English?

8

Lesson 7 Literacy and culture

1 Read and write the letter.

- 1 Make three circles of chocolate cake.
- 2 Cover one cake with cherries.
- 3 Cover the cherries with cream.
- 4 Put another cake on top. Add more cherries and cream.
- 5 Put the third cake on top. Add cherries, cream and chocolate.



2

Think

Read the instructions and complete the titles.

a puppet a decoration

1

How to make _____.

- a Find an old sock.
- b Draw eyes, a nose and a mouth and cut these out. Stick them onto the sock.
- c Put your arm into the sock.

2

How to make _____.

- a Make a cross from two pieces of wood.
- b Draw pictures and write words. Cut them out.
- c Hang them from the wood.

3

Create



Write instructions for something you like making.

How to make _____.

- a _____
- b _____
- c _____

Collaborate



Community Task

Make a class decoration with words and pictures from Unit 8.



8


Lesson 8 Speaking

1

Communicate


Tick ✓ the things you like making. Cross ✕ the things you don't like making. Guess which things your friend likes making. Play the game in pairs.

1



Me ☐ My friend ☐

2




Me ☐ My friend ☐

3



Me ☐ My friend ☐

4



Me ☐ My friend ☐

5



Me ☐ My friend ☐

6




Me ☐ My friend ☐

7



Me ☐ My friend ☐

8



Me ☐ My friend ☐

9



Me ☐ My friend ☐

10



Me ☐ My friend ☐

GAME NOTES

Tick ✓ the things you like making. Cross ✕ the things you don't like making. Then guess which things your friend likes making. Use a pencil to tick ✓ or cross ✕ the 'My friend' box next to each picture. Then play the game in pairs. Ask *Do you like making ... ?* Use a pen and tick ✓ or cross ✕ the 'My friend' box for each picture. You score a point for each correct guess.

5


Lesson 3

1 Listen and match.  158 Then write.

1




2



3



4



5



6

1 They live _____ *on land and in water* _____.

2 They live _____.

3 They _____.

4 _____.

5 _____.

6 _____.

Lesson 5

1 Listen and circle Yes or No.  159 Then write.

Does it ...

1 live in a group?

Yes

No

It lives in a group.

2 sleep in a tree?

Yes

No

It doesn't

3 like fruit?

Yes

No

4 eat grass?

Yes

No

5 hunt animals?


Yes

No

6 drink water?

Yes

No



6

Lesson 3

1 Listen and tick ✓ or cross ✗. Then listen and write.  160

art ~~history~~ geography music PE maths

1

$$5 + 3 = 8$$



I'm doing history.

2



I'm doing _____.

3

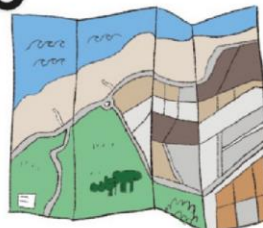


I'm _____.

4



5



6



Lesson 5

1 Listen and match.  161 Then match and write.


1



a



b



c



d



music picture story space

She's learning about _____.

He's listening to _____.

She's drawing a _____.

He's writing a _____.

2



3





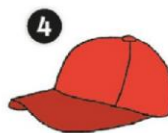

4



7

Lesson 3

1 Listen and match the items to the correct backpack.  162






2 Look at activity 1. Write questions and answers using *his*, *hers* and *theirs*.

- | | | |
|---|------------------------------------|------------------|
| 1 | <u>Whose is this mobile phone?</u> | <u>It's his.</u> |
| 2 | <u>Whose is</u> | |
| 3 | | |
| 4 | | |
| 5 | | |
| 6 | | |

Lesson 5

1 Listen and tick ✓ or cross ✗.  163 Then circle the correct picture.









- | | | |
|---|-----------|-------------------------------------|
| 1 | crisps | <input checked="" type="checkbox"/> |
| 2 | biscuits | <input type="checkbox"/> |
| 3 | grapes | <input type="checkbox"/> |
| 4 | cherries | <input type="checkbox"/> |
| 5 | an orange | <input type="checkbox"/> |
| 6 | a drink | <input type="checkbox"/> |



8

Lesson 3

- 1 Listen and tick ✓ the activities Amira and Zak like doing.
Cross ✕ the activities they don't like doing.  164

Amira		Zak	
 <input type="checkbox"/>	 <input type="checkbox"/>	 <input type="checkbox"/>	 <input type="checkbox"/>
 <input type="checkbox"/>	 <input checked="" type="checkbox"/>	 <input type="checkbox"/>	 <input type="checkbox"/>

- 2 Look at activity 1. Complete the questions and answers.



Do you like making decorations?



Yes, I do.



Do you like _____ bracelets?



No, I don't.



_____ you _____ making masks?

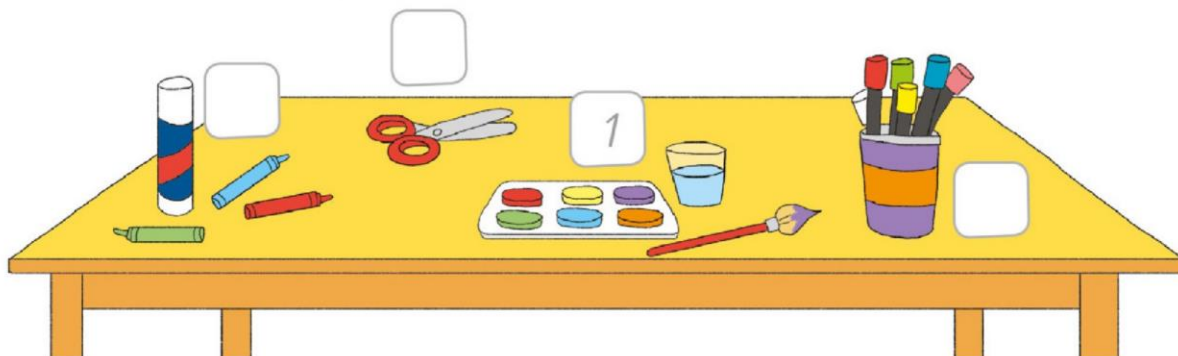


_____ puppets and badges?



Lesson 5

- 1 Listen and number.  165



The Big Project 2

A fun flipbook

1 Find and circle. Then write.



trousers



t	s	h	i	r	t	w	s	c
r	o	r	j	a	c	k	e	t
o	c	g	l	a	s	s	e	s
u	k	f	p	s	j	w	g	h
s	s	h	s	h	o	e	s	d
e	q	a	i	i	o	a	h	r
r	s	t	v	r	l	t	j	e
s	k	i	r	t	p	e	k	s
z	x	c	s	h	o	r	t	s



2 Tick ✓ your favourite activity. Self-evaluation



Collaborate

Community Task

Display your fun flipbooks in your school.



The Big Project 3

A picture timetable

1 Complete the timetable. Ask and answer in pairs.

English maths science history drama
geography art music PE ICT

Monday	 English	$5 + 4 = 9$ $6 + 7 = 13$	BREAK		LUNCH		
Tuesday			BREAK		LUNCH		

When is the PE lesson? It's on Monday. When is the ICT lesson?

2 Tick ✓ your favourite activity. **Self-evaluation**



Collaborate

Community Task

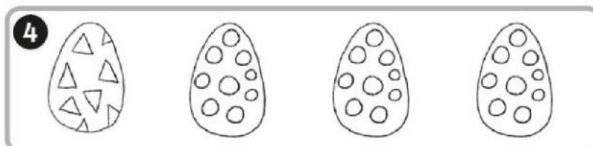



Display your picture timetables in your school. Invite students to vote for their favourite timetable.





Festival 2

Easter

1 Circle the odd-one-out. Then listen and colour.  170





2 Look and write. bunny basket flowers ~~card~~ chicks Easter eggs

At Easter I give a 1  card to my mum and dad. We put 2  _____

in the house and make decorations with 3  _____. On Easter Day,

my brother and I find 4  _____ in the garden and put them in our

5  _____. But we can't find the Easter 6  _____!

3 Complete and match.

1 f l o w e r

2 a

3 e



4 u

5 a e

6 i

4 Find and circle six differences in picture a. Say.



5 Look and write about picture b.


- 1 (chocolate bunnies) There are three chocolate bunnies.
- 2 (baskets) _____
- 3 (flowers) _____
- 4 (card) _____
- 5 (Easter eggs) _____
- 6 (chicks) _____

5

Pre A1 Starters

- 1 Read and choose a word from the box. Write the correct word next to numbers 1-5. There is one example.

My favourite animal




This is a lion. It lives on **1** _____ in hot countries. It lives in a **2** _____ of between 15 and 30 lions. It doesn't like grass and fruit. It eats meat so it hunts **3** _____. Lions eat zebras, small hippos, **4** _____ and birds. Lions can run very fast. Sometimes, they sleep in a **5** _____. Lions sleep for 20 hours every day!



lion



tree



animals



land



water



group



fruit



giraffes

6

Pre A1 Starters

1 Look and read. Write *yes* or *no*.

Examples

They're at school.
Mark is doing sport.

yes

no

Questions

- 1 There are two teachers.
- 2 Eva is reading about monkeys.
- 3 Alice is learning about castles in history.
- 4 Tim is listening to music.
- 5 Mark is drawing a crocodile.
- 6 The teacher is writing a story.

7


Pre A1 Starters

1 Look at the pictures. Look at the letters. Write. There is one example.

Example



c o a t



Questions

1






2






3






4





5





1 Look at the pictures and read the questions. Write one-word answers.



Examples

What's the boy making?

A card.

Where are the crayons?

On the table.

Questions

1 What's the girl making?

A frame.



2 What's the boy making?

A sun.

3 How many scissors are there?

one



4 What colour is the paint under the table?

yellow

5 Where's the boy?

Under the chair.

- 1 Look at the pictures and read the questions. Write one-word answers.



Examples

Where are the people?

At the zoo.

What is the penguin doing?

It's swimming.

Questions

- 1 What has the girl got?

A backpack.



- 2 Who has got the fish?

The zoo keeper.

- 3 How many drinks are there?

four



- 4 What is the monkey doing?

It's eating a banana.

- 5 Who has got the backpack?

The girl.

5


Picture Dictionary Wild animals



crocodile



elephant



giraffe



hippo



lion



monkey



penguin



shark




whale




zebra

5

Picture Dictionary Things wild animals do



drink water




eat grass



hunt animals



like fruit



live in a group



sleep in a tree



**What are your
favourite words?**

6

Picture Dictionary School subjects



art



drama



English




geography



history



ICT



maths



music



PE



science

6

Picture Dictionary Activities



do sport



draw

learn about
space

listen to music



sing



write



**What are your
favourite words?**

7

Picture Dictionary Outdoor things



backpack



cap



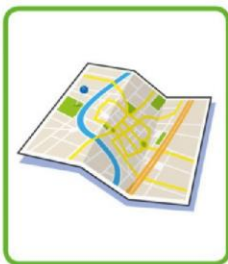
coat



guide book




magnifying glass



map



mobile phone



notebook



sun cream




water bottle

7

Picture Dictionary Food




biscuit



cherries



crisps



drink



grapes



orange



**What are your
favourite words?**

8

Picture Dictionary Crafts



badge



box



bracelet



cake



calendar



card



decorations



mask



photo frame



puppet

8

Picture Dictionary Arts and crafts materials



colouring pens



crayons



glue



paintbrush



paints



scissors



**What are your
favourite words?**

What's great about making things?



What do **you** think is great about making things?
Draw, write and say.

What do **you** need?

Look and write. Then draw and write.



We can have fun making things.



Can you pass me that paintbrush, please?

Here you are.



Can you pass me those crayons, please?

Here you are.



Can you pass me _____?

Here you are.



4

5



Make your mini book.



1

You need: _____

Draw a food that you can make.
Write what you need.

We can learn a new skill.



2

No, I don't.



Do you like making
cards?




Yes, I do.




Do you like making
badges?



I don't like
making bracelets.



I like making
cakes.



We can make all sorts of things.



We can learn about materials.

Look and write.

paper wood wool clay



It's made of _____.



It's made of _____.



It's made of _____.



It's made of _____.

What do you like making?

Draw and write. Answer.



I like making _____.



I don't like making _____.



Do you like making models?

6

3



What's fun about being outdoors?



What do **you** think is fun about being outdoors?


Draw, write and say.



We can have a picnic.

Would you like some grapes?

Yes, please.



No, thank you.

Would you like a drink?

What would **you** like?

Choose and tick ✓ two items. Then write.


☐

Would you like some cherries? _____


☐

Would you like a biscuit? _____


☐

Would you like some crisps? _____



☐

Would you like an orange? _____



Make your mini book.






Choose, write and illustrate your favourite poem from the Class Book or your own poem.

We can draw pictures and write about nature.



We can go outdoors in different weather.

Draw and write about the weather in your country today.



What's the weather like in _____ today?

It's _____.

Whose is this cap?
Whose is this map?
Whose is this sun cream?
It's his.
It's theirs.
It's hers.



We can go on expeditions.



Whose is this?

Draw items for an expedition. Write.

mine	my friend's	

Whose is this _____?

It's _____.

Whose is this _____?

It's _____.

Whose _____?



What do we do at school?



We do lots of different activities.



He's learning about the desert in geography.



She's reading a story in English.



I'm playing the guitar in music.

4

What do **you** do at school?

Draw, write and say.

What are **you** doing at school?

Draw and write about what you and your friend are doing at school.

me	my friend

I'm learning about

_____ in

_____.

5



Make your mini book.



1

I go to _____ club.
It's on _____
We _____

Write about a club you go to.
Draw what you do.

We go to clubs.



2

I'm doing drama.

What are you doing?



doing ICT.

No, I'm not. I'm

What are you doing?
Are you doing art?



We do interesting subjects.



What subject are you doing now?

Read and answer. Then draw.

What are you doing?

6

3



We learn to solve problems.

Write the answers to the maths problems. Match.

$5 \times 7 =$

35

eighteen

$8 \times 5 =$

thirty-six

$7 \times 8 =$

forty

$6 \times 3 =$

twenty

$4 \times 9 =$

fifty-six

$2 \times 10 =$

thirty-five



Why are animals amazing?



They do different things.



A shark hunts animals.
It eats fish.
It doesn't drink water.


4

Animals are amazing because _____

Why do you think animals are amazing?
Draw an animal, write and say.

What does it do?

Draw and write.



A _____
It _____
It doesn't _____

5



Make your mini book.



7

Name of animal: _____
 Country: _____
 Habitat: _____
 Description: _____

Complete the fact file for your favourite animal.

Some animals live in only one place in the world.




2

Yes, they do. They don't live in water.

Do they live on land?

Elephants are big and grey.




They're different shapes and sizes.



Where do they live?

Draw an animal and circle. Then write.



_____ are _____.

They live _____.

They don't live _____.

3

They live in strange places.



Read and match.



1 Snakes live

2 Monkeys live

3 Penguins live

4 Bats live

a in the jungle.

b on the ice.

c in caves.

d in the desert.

6



5

Oxford University Press
is the world's authority
on the English language.

As part of the University of
Oxford, we are committed to
furthering English language
learning worldwide.



We continuously bring
together our experience,
expertise and research to
create resources such as
this one, helping millions of
learners of English to achieve
their potential.



OXFORD
UNIVERSITY PRESS

BRIGHT IDEAS

2B



Future is Today

آینده همین امروزه