

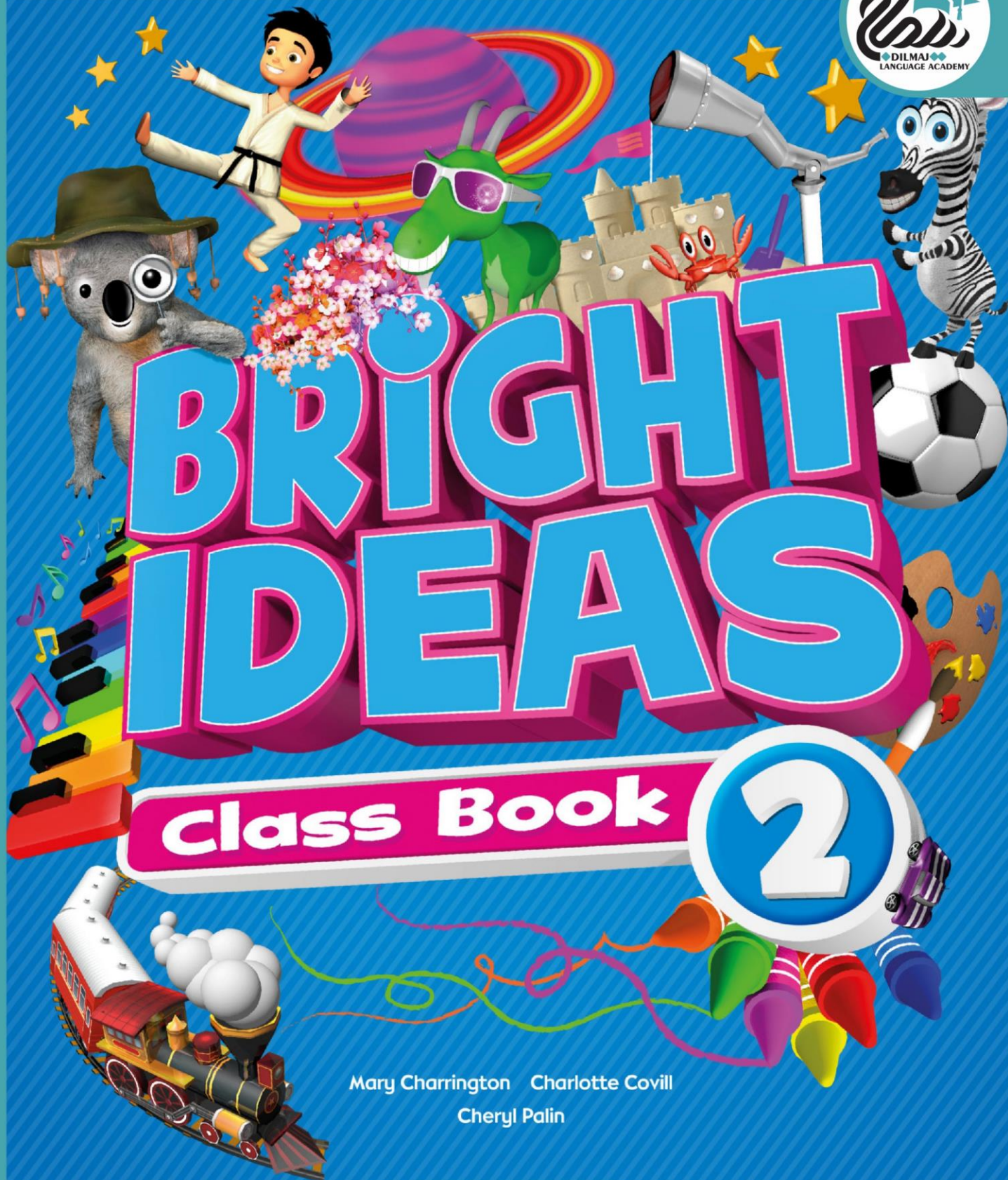


BRIGHT IDEAS

**Class Book
Activity Book**

2A

این مجموعه با تلاش تیم آکادمی زبان دیلماج
جهت رفاه حال زبان آموزان در تهیه کتاب مورد نظر، جمع آوری گردیده است
هرگونه کپی برداری خارج از سیستم آموزشی، شامل پیگرد قانونی فواید بود



Mary Charrington Charlotte Covill
Cheryl Palin

BRIGHT IDEAS

Class Book

2



Mary Charrington Charlotte Covill
Cheryl Palin

OXFORD
UNIVERSITY PRESS

Syllabus

5
Starter

What's your favourite time of year?

Page 4

Vocabulary	Grammar	Cross-curricular, culture and values	Literacy
Months Seasons Alphabet	When's ... ? What's your favourite time of year? How do you spell ... ? <i>When's your birthday? It's in September. What's your favourite time of year? It's spring. How do you spell ... ?</i>		

1

Why do we like birthdays?

Page 8

Possessions Feelings	Possessive adjectives This is his / her ... <i>This is his camera. This is her necklace.</i> Are you ... ? Is he / she ... ? <i>Are you tired? Yes, I am. No, I'm not. Is he / she hungry? Yes, he / she is. No, he / she isn't.</i>	Art: how to make a birthday card Culture: a game from Greece Values: being a good loser	Instructions The mini book (AB pages 119-120)
-------------------------	---	--	---

2

What's fun about games?

Page 18

Jobs Toys	Is he / she a ... ? <i>Is he / she a teacher? Yes, he / she is. No, he / she isn't. He's / She's a cook.</i> This is ... These are ... <i>This is my train. These are my cars.</i>	Science: the five senses Culture: team games in the UK Values: being part of a team	An email The mini book (AB pages 117-118)
--------------	---	--	---

3

Why are towns great?

Page 28

Places in town Prepositions of place	Is there a ... ? Are there any ... ? <i>Is there a park? Yes, there is. No, there isn't. Are there any shops? Yes, there are. No, there aren't.</i> Where's the ... ? It's ... (prepositions of place) <i>Where's the park? It's next to the swimming pool.</i>	Social science: giving directions Culture: a town in Ireland Values: being proud of your town	A tourist brochure The mini book (AB pages 115-116)
---	--	--	---

The Big Project 1

Page 38

A garden collage English in use: <i>It's here. / It's there.</i>			
--	--	--	--

4

How can we be healthy?

Page 40

Sports Break time activities	I ... / I don't ... <i>I play badminton. I don't go rowing.</i> Do you ... ? <i>Do you drink milk? Yes, I do. No, I don't.</i>	PE: a healthy body Culture: a story from Greece Values: taking your time	A Greek story The mini book (AB pages 113-114)
---------------------------------	---	---	--

5

Why are animals amazing?

Page 50

Wild animals Things wild animals do	Do they live ... ? <i>Do they live in water? Yes, they do. No, they don't. They live / don't live on land.</i> Does it ... ? <i>Does it eat meat? Yes, it does. No, it doesn't. It eats / doesn't eat grass.</i>	Science: animal habitats Culture: animals in Australia Values: respecting wildlife	A fact file The mini book (AB pages 111-112)
--	---	---	--

	Vocabulary	Grammar	Cross-curricular, culture and values	Literacy
6 What do we do at school? Page 60	School subjects Activities	What are you doing? I'm doing ... What are you doing? I'm doing maths. What's he / she doing? He's / She's ... +ing. What's he / she doing in music? He's / She's singing a song.	Maths: numbers 1-100 Culture: a school in Barbados Values: joining in	A school newsletter The mini book (AB pages 109-110)
The Big Project 2 Page 70	A fun flipbook English in use: Let's ...			
7 What's fun about being outdoors? Page 72	Outdoor things Food	Whose is this ... ? It's ... (possessive pronouns) Whose is this cap? It's mine / yours / his / hers / ours / theirs. Would you like a / some ... ? Would you like a drink? Would you like some cherries? Yes, please. No, thank you.	Geography: weather around the world Culture: Japanese haiku Values: celebrating nature	Poems and haiku The mini book (AB pages 107-108)
8 What's great about making things? Page 82	Crafts Arts and crafts materials	Do you like +ing ... ? Do you like making masks? Yes, I do. No, I don't. I like / don't like making cards. Can you pass me that / those ... , please? Can you pass me that glue, please? Can you pass me those scissors, please? Here you are.	Science: materials Culture: food in Germany Values: being creative	Instructions The mini book (AB pages 105-106)
The Big Project 3 Page 92	A picture timetable English in use: How many ... ? / When ... ?			
Writing Practice Pages 94-99	Units 1-3: Possessions, Jobs, Places in town Units 4-6: Sports, Wild animals, School subjects Units 7-8: Outdoor things, Crafts			
Festival 1 Page 100	Diwali			
Festival 2 Page 101	Easter			
Exam Preparation and Practice Page 102	Cambridge English Qualifications Pre A1 Starters Listening Parts 1-4 Speaking Parts 1-4 Reading and Writing Parts 1-5 (AB pages 85-94)			

S
Starter

What's your favourite time of year?

Lesson 1 Vocabulary, functional language and song



1 Listen and point to the photos. Then listen and sing.  001

Can you see the children
At Sunny Lane School?
Can you remember who is who?
Point to Zara, and Finn in blue.

Point to Leo, and Priti and Ted.
Point to Emily all in red.
Point to Chen and Rosie too.
Point to Norman and Blue Clue.

2 Listen and point. Then listen and repeat.  002

Sunny Lane Primary School

January  Zara	February  Finn	March  Leo	April
May  Chen	June  Rosie	July 	August  Blue Clue
September  Ted	October  Norman	November  Priti	December  Emily

3 Listen and repeat.  003



What's your favourite time of year?

When's your birthday?

4 **Communicate**  Ask and answer.

It's my birthday!

It's in September.



S

Lesson 2 Vocabulary, functional language and song

1 Listen and point. Then listen and repeat.  004



spring



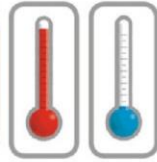
summer



autumn



winter



hot cold

2 Listen and sing.  005

1 Spring, summer, autumn, winter.
What's your favourite time of year?
Is it spring? Is it spring,
When the leaves appear?

2 Spring, summer, autumn, winter.
What's your favourite time of year?
Is it summer? Is it summer,
When it's hot and sunny here?

3 Spring, summer, autumn, winter.
What's your favourite time of year?
Is it autumn? Is it autumn,
When the birds fly away from here?

4 Spring, summer, autumn, winter.
What's your favourite time of year?
Is it winter? Is it winter,
When the days are cold and clear?

3 **Think**  Look and write the seasons.

1 _____ 2 _____ 3 _____ 4 _____

1 _____ 2 _____ 3 _____ 4 _____

4 Listen and repeat.  006



What's your favourite time of year?

It's spring.

5 **Communicate**  Ask and answer.

S

Lesson 3 Alphabet and story

- 1 Listen and point to the letters. Then listen and repeat.  007
- 2 Listen and say the chant.  008

A	B				
C	D				
E	F	G			
H	I	J			
K	L	M			
N	O	P			
Q	R	S			
T	U	V			
W	X	Y	and Z		


Say the alphabet with Ted!



Find Norman

Alphabet Land



- 3 **Think**  Spell your name.
- 4 **BEFORE YOU READ** Look at the story title and guess. What can you see in Alphabet Land?
- 5 Listen and read.  009
- 6 **AFTER YOU READ** Watch the story video.  Complete the activities.  AB Page 4

3

Here are three pictures. The first picture is a **m**ouse.

The second is **m**ilk and the third is a **m**outh. The letter is **m**!

4

Hello, Zara!

Oh, hello! This is my **A**untie Alice.

Hello! You've got an **a**pple. The letter is **a**!

5

Hey! What's this?

It's a **g**reen **g**oat with **g**lasses! The letter is **g**!

6

Now we've got four letters: **e m a g**

But what's the word?

Hmm ... How do you spell 'game'?

7

G ... A ... M ... E

Here's a game. It's a spelling game!

N O R M A N

8

N ... O ... R ... M ... A ... N
Norman!

And here he is!

Aww!

Next Level >>>

1

Why do we like birthdays?



Felix's star idea ★

I like birthday cake!



Sing with Finn



Birthday Land


Lesson 1

THE BIG QUESTION

- 1 Look at the pictures with your teacher.
Answer. What can you see?
- 2 Watch the Big Question video. ▶
Do you like Felix's birthday party?
- 3 Watch the Big Question video again. ▶
Which foods and drink can you see?



Play with Leo



Learn with Rosie



Read with Georgios

Find the fruit.



1

Lesson 2 Vocabulary and song

Why do we like birthdays?

We like presents!



Finn

1 Listen and point. Then listen and repeat. 012

2 Listen and point. Then listen and sing. 013

3 **Think** Say what you've got and what you haven't got.

There's some chocolate and a dinosaur.
A board game, a robot and a big jigsaw.
An umbrella, a watch and a scooter too!
Lots of presents for you! (Lucky you!)

Happy Birthday!
We like presents.
Happy Birthday!
We like presents.
Happy Birthday!
We like presents.
Happy Birthday to you.

This is his camera. This is her dress.
And look! A balloon and a new necklace.
There's a book and a skateboard too!
Lots of presents for you! (Lucky you!)

Chorus



- 1 board game
- 2 jigsaw
- 3 balloon
- 4 camera
- 5 dress
- 6 necklace
- 7 chocolate
- 8 watch
- 9 umbrella
- 10 dinosaur

4 Put on the stickers. AB Page 7

1

Lesson 3 Grammar



This is his camera.
This is her necklace.

1 Listen. Then repeat. 014

2 Collaborate Act out.

1 This is her balloon.

It's her birthday.



2 This is his balloon.

It's his birthday.

3 And this is my balloon!

It's my birthday too!

3 Think Look and guess.




4 Follow and draw in activity 3. Then listen and point to your pictures. 015

5 Communicate Point to pictures 1-6 and the boy and the girl. Say.

1

Lesson 4 Vocabulary and story

1 Listen and point.
Then listen and repeat.  016

2 **Think**  Say how you feel and how you don't feel.



1 happy 2 sad

3 hungry 4 thirsty

5 angry 6 tired

3 **BEFORE YOU READ** Look at the story title and guess. What can you see in Birthday Land?

4 Listen and read.  017

5 **AFTER YOU READ**
Watch the story video. 
Complete the activities.  AB Page 9

Why do we like birthdays?

I like family celebrations.



Leo



Find Norman **Birthday Land**


1 It's a party, Priti.

That's my cousin Laila. It's her birthday.

2 Where's Norman?

I don't know, Leo. But here's Blue Clue.

Laila wants to play with you. Help her and you can find Norman too!



1

Lesson 5 Grammar



Are you tired?
Yes, I am.
No, I'm not.

Is he / she hungry?
Yes, he / she is.
No, he / she isn't.

1 Listen and say the chant. 019




Grammar Chant



Is he tired? Yes, he is.
He's tired and he's sad.
Is she angry? No, she isn't.
She's happy with Mum and Dad.
Are you hungry? Yes, I am.
I'm hungry and thirsty too.
Are you sad? No, I'm not.
I'm happy! I'm Blue Clue!




2 Listen and circle. 020



3 Listen and repeat. 021



4 **Communicate** Find two feelings that are the same. Play the game.



1

Lesson 6 Cross-curricular

Rosie



1 Listen and point. Then listen and repeat. 023

How to make a birthday card

Why do we like birthdays?

I like birthday cards!



You need ...



2 **Think** Guess and number the pictures in order.

4 **Think** Design the front of the birthday card.

3 Listen and check. 024



1

Lesson 7 Literacy and culture

Georgios



1 BEFORE YOU READ Look at the pictures. Answer.

- 1 How many children are there?
- 2 Where are they?

2 Listen and read the instructions.  025

Then answer your teacher's questions.

Why do we like birthdays?

I like party games!

How to play Statues

A game from Greece



- 1 One player is 'It'. 'It' closes his or her eyes. 'It' thinks of a number. The number is a secret.
- 2 'It' counts. The other children run around.
- 3 'It' counts to the secret number. Then 'It' shouts 'Statues!'
- 4 The other children stand like statues. They can't move.
- 5 'It' looks at the statues. The moving statues are out.
- 6 'It' tries to make the statues move.
- 7 The winner is the statue that doesn't move.



3 AFTER YOU READ

Complete the activities.  AB Page 12

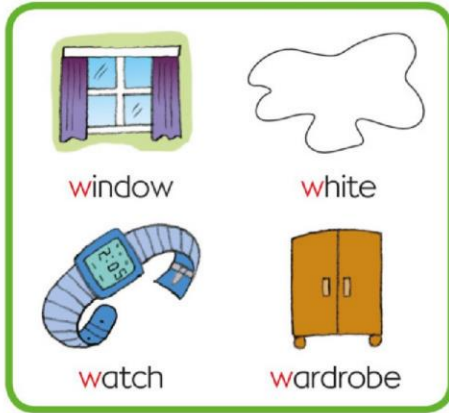
Our Values

Be a good loser!



1 Lesson 8 Sounds and speaking

1 Listen and repeat.  026



2 Listen. Say the tongue twister.  027

Will walks to the window with a white watch.



3 Communicate  Play the game.  AB Page 13

Lessons 9 and 10

THE BIG QUESTION REVIEW



1 Watch and answer the questions on the review video. 

2 Find and write.  CB Pages 94-95


3 Think, pair, share! Answer.

- 1 Which is your favourite answer to the Big Question?
- 2 Why do you like birthdays?


4 Create  Make a mini book.  AB Pages 119-120

Write. Read at home.

5 Colour.  Self-evaluation

 I like birthday cards!


Look and write the number.



string card

sticky tape

6

 I like party games!

Draw and write about your favourite party game.

My favourite party game is _____

7

My work in unit 1 is


OK


good


excellent



2

What's fun about games?



Maria's star idea ★

We can play video games.



Sing with Priti




Toy Land

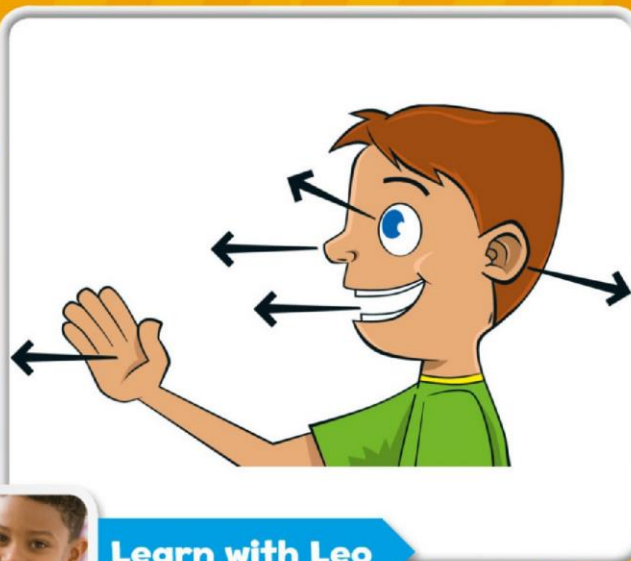
Lesson 1

THE BIG QUESTION


- 1 Look at the pictures with your teacher.
Answer. What can you see?
- 2 Watch the Big Question video. ▶
Which games do you like?
- 3 Watch the Big Question video again. ▶
How many people are in Maria's family?



Play with Ted



Learn with Leo



Read with Jay

Find the football.



2

Lesson 2 Vocabulary and song

Priti



1 Listen and point. Then listen and repeat. 029

2 Listen and point. Then listen and sing. 030

3 **Think** Think about people you know. What jobs do they do?

What's fun about games?

Dressing up is fun!



Clothes for dressing up! Who do you want to be?
I'm a police officer. Hey, look at me!

Is he a football player? No, he's a cook.
Is she a zoo keeper? Yes, she is. Look!

Chorus

Is he a teacher? No, he's a waiter.
Is she a scientist? Yes, she is. Look!

Chorus

Is he a doctor? No, he's a builder.
Is she a farmer? Yes, she is. Look!

Chorus

- | | | | | |
|------------------|-----------|-------------------|-------------|--------------|
| 1 police officer | 2 cook | 3 football player | 4 scientist | 5 zoo keeper |
| 6 doctor | 7 builder | 8 waiter | 9 farmer | 10 teacher |

4 Put on the stickers. AB Page 15

2

Lesson 3 Grammar



Is he / she a teacher?
Yes, he / she is. No, he / she isn't.
He's / She's a cook.

1 Listen. Then repeat. 031

2 Collaborate Act out.

1 Is he a farmer?

Yes, he is.

2 Is she a scientist?

No, she isn't.

3

She's a cook.

3 Think What are the jobs? Listen and tick ✓ or cross ✗. 032

1

2

3

4

5

6

4 Listen and say. 033

5 Communicate Ask and answer.

2

Lesson 4 Vocabulary and story

What's fun about games?

Playing with toys is fun.



Ted

- 1 Listen and point. Then listen and repeat. 035
- 2 **Think** Look and say the toys you've got and the toys you haven't got.

	
1 bus	2 car
	
3 motorbike	4 lorry
	
5 plane	6 train

Find Norman

Toy Land

1 Hey! Look at these big toys, Ted!

They're my toys! We're in my bedroom, but we're very small!

2

Woah! Look at Blue Clue!

Today you're small. I'm big and blue. Be careful! Norman is very big too!

- 3 **BEFORE YOU READ** Look at the story title and guess. Which toys are in Toy Land?
- 4 Listen and read. 036
- 5 **AFTER YOU READ** Watch the story video. Complete the activities. AB Page 17





This is my train.
These are my cars.

2 Lesson 5 Grammar

1 Listen and say the chant. 038

Grammar Chant

These are my lorries
And this is my train.
These are my motorbikes.
This is my plane.
This is my bus
And this is my car.
Lots of toys! I can go far.



2 Listen, circle and match. 039

1 This is ...
These are ...

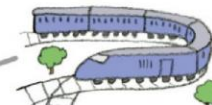
2 This is ...
These are ...

3 This is ...
These are ...

4 This is ...
These are ...




my motorbikes.



my train.




my plane.



my cars.

3 Listen and repeat. 040

4 **Communicate** Play the game.



2

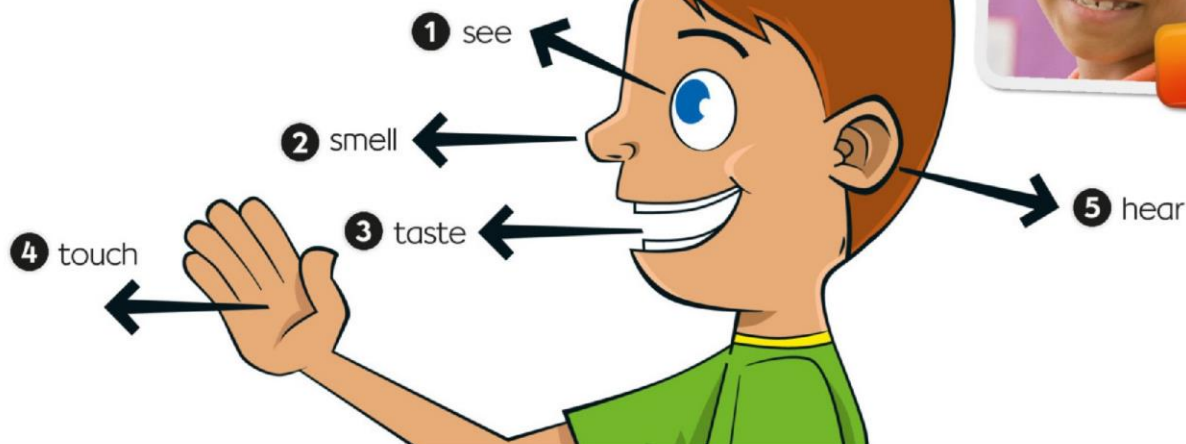
Lesson 6 Cross-curricular

What's fun about games?

We can play guessing games.






1 Listen and point. Then listen and repeat.  041

I've got five senses. I can ...



Leo

2 **Think**  Read and write the sense. Then say.

- a I can see with my  eyes. d I can _____ with my  nose.
- b I can _____ with my  ears. e I can _____ with my  mouth.
- c I can _____ with my  hands.

3 **Collaborate**  Play a guessing game. Ask and answer.

Work in pairs. Your friend covers their eyes. Follow the instructions.

Smell

- Say *Smell this*.
Give your friend something to smell.
- Ask *What's this?*
- They guess.
It's cheese.
Then it's your turn.

**Taste**

- Say *Taste this*.
Give your friend something to taste.
- Ask *What's this?*
- They guess.
It's an apple.
Then it's your turn.

4 **Think, pair, share!** Play the game with other senses.

2

Lesson 7 Literacy and culture

1 BEFORE YOU READ Look at Jay's email and his pictures. Answer.

- 1 Who is the email to?
- 2 What does Jay say thank you for?

2 Listen and read the email.  042

Then answer your teacher's questions.

Jay

What's fun about games?

We can play team games.

To: Grandpa
From: Jay
Date: 8th September
Subject: Football

Dear Grandpa




Thank you for the football. It's great!
How are you? This is a photo of my school football team. Can you see me?
I'm wearing my football kit. This is my T-shirt and these are my socks. They're very long.

My favourite football player is Andy Carroll from West Ham. West Ham is a football team from London.

Football is my favourite team game. I like rugby too. What's your favourite team game?

Please say hello to Grandma.

Love Jay x x



3 AFTER YOU READ

Complete the activities.  AB Page 20

Our Values

Be part of a team.



2

Lesson 8 Sounds and speaking

1 Listen and repeat. 043



2 Listen. Say the tongue twister. 044

A big book in a big bag on a big bus.



3 Communicate Play the game. AB Page 21

Lessons 9 and 10

THE BIG QUESTION REVIEW



1 Watch and answer the questions on the review video.

2 Find and write. CB Pages 94-95

3 Think, pair, share! Answer.

- 1 Which is your favourite answer to the Big Question?
- 2 What's fun about games for *you*?

4 Create Make a mini book. AB Pages 117-118

Write. Read at home.

5 Colour. Self-evaluation

We can play guessing games.

Look and write the number.

1 see 4 smell
2 hear 5 taste
3 touch

7

We can play team games.

Draw and write about your favourite team game.

My favourite team game is _____.

This is a picture of _____.

My work in unit 2 is

OK

good

excellent

3 Why are towns great?



Huan's star idea ★

There are different ways to travel.



Sing with Finn



Town Land

Lesson 1

THE BIG QUESTION

- 1 Look at the pictures with your teacher.
Answer. What can you see?
- 2 Watch the Big Question video. ▶
Which is your favourite way to travel?
- 3 Watch the Big Question video again. ▶
How many ways to travel can you see?



Play with Priti



Learn with Chen

Find the train.



Read with Caitlin



3

Lesson 2 Vocabulary and song

Finn




1 Listen and point. Then listen and repeat. 046

2 Listen and point. Then listen and sing. 047

3 **Think** Think about where you live.
Say the places.

Why are towns great?

There are lots of places in town.



Is there a hospital?
Is there a station?
Yes, there is.
Look around, look around,
Look around the town!

Is there a museum,
A castle or a park?

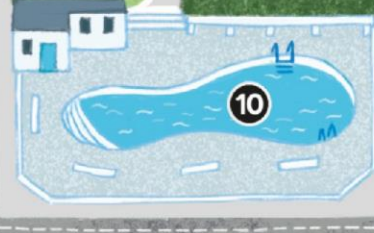

Chorus

Is there a library
Or a swimming pool?

Chorus

Are there any cinemas,
Restaurants or shops?

Yes, there are.
Look around, look around,
Look around the town!



- | | | | | |
|----------|-----------|----------|--------------|------------------|
| 1 castle | 2 cinema | 3 museum | 4 station | 5 hospital |
| 6 park | 7 library | 8 shop | 9 restaurant | 10 swimming pool |

4 Put on the stickers. AB Page 23

3

Lesson 3 Grammar



Is there a park?
Yes, there is.
No, there isn't.

Are there any shops?
Yes, there are.
No, there aren't.

1 Listen. Then repeat. 048

2 Collaborate Act out.

1

Guess my favourite place.

Are there any shops?

No, there aren't.

2

Is there a river?

Yes, there is.

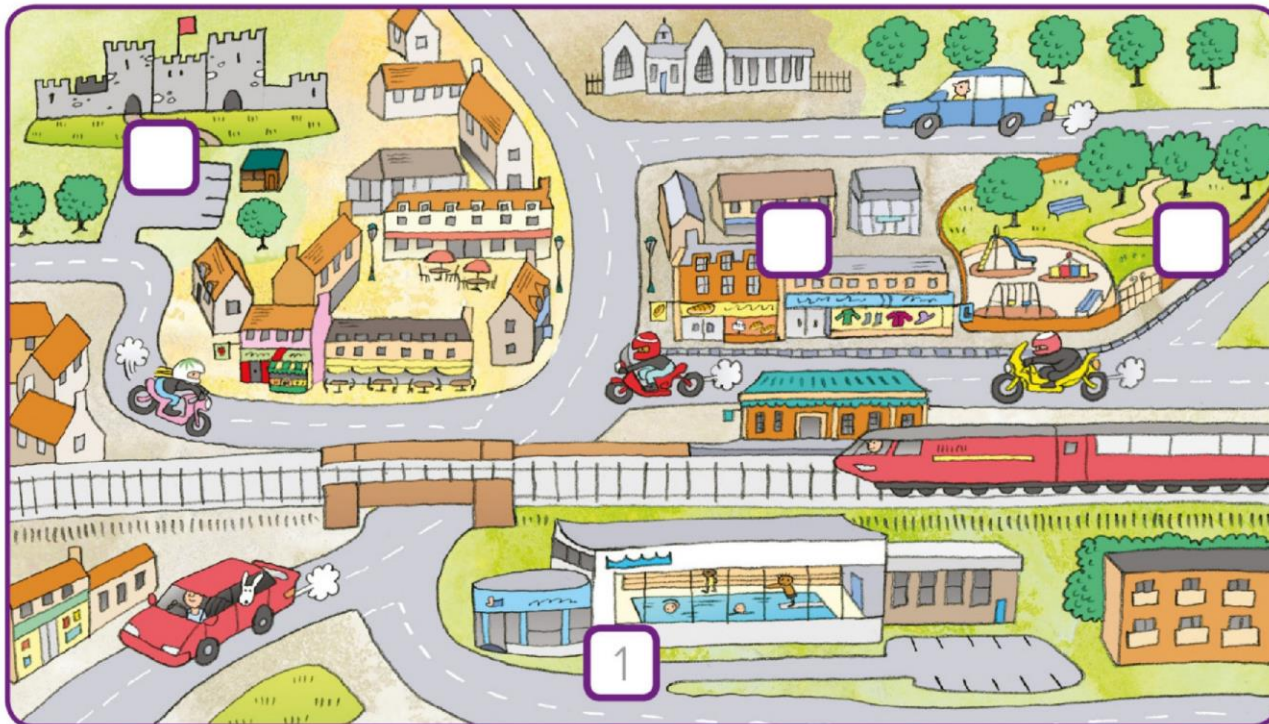
3

Are there any ducks?

Yes, there are.

It's the park!

3 Listen and number. 049



4 Listen and answer. 050

5 Communicate Ask and answer.

3

Lesson 4 Vocabulary and story

1 Listen and point. Then listen and repeat. 051

2 **Think** Listen and say what's missing. 052



1 next to

2 between



3 in front of

4 behind



5 opposite

6 above

3 **BEFORE YOU READ** Look at the story title and guess. Which places are in Town Land?

4 Listen and read. 053

5 **AFTER YOU READ**
Watch the story video.
Complete the activities. **AB Page 25**

Priti



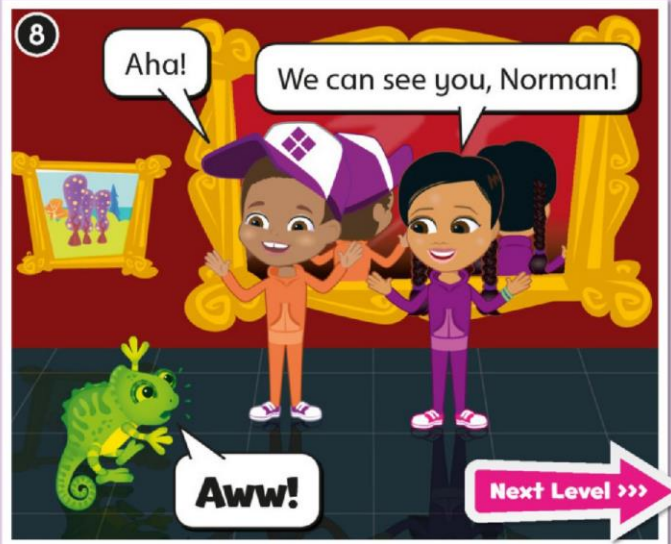
Why are towns great?

Exploring towns is interesting.

Town Land

Find Norman





3 Lesson 5 Grammar



Where's the park?
It's next to the swimming pool.

1 Listen and say the chant. 055

Grammar Chant



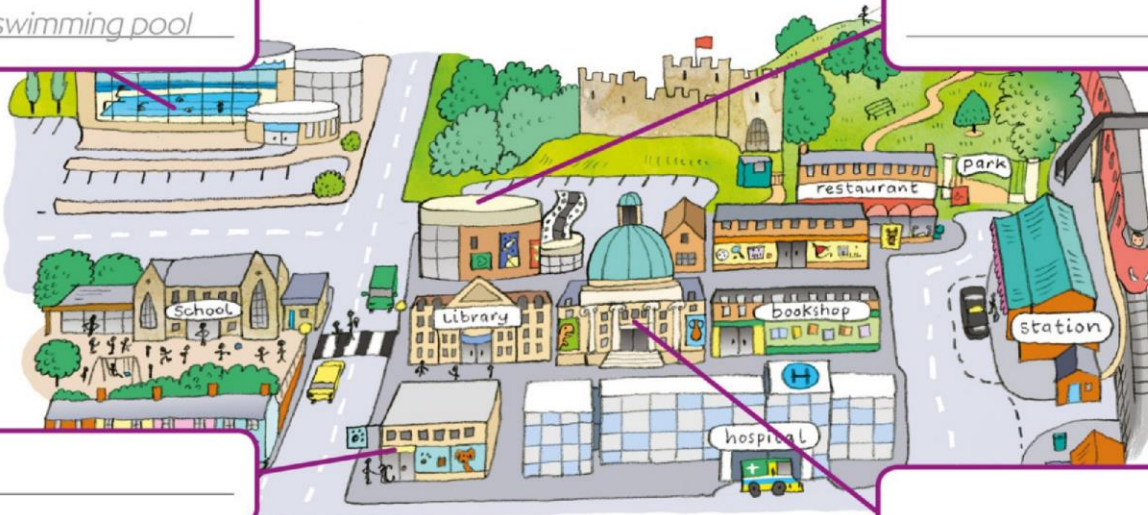
Where's the park?
Where's the park?
Is it next to the library
Or opposite the school?
In front of the hospital
Or behind the swimming pool?

No! No! Look and see!
I'm in the park. Can you see me?
Between the station and the
restaurant.
There's the park. And look, it's me!

2 Listen and write. 056

museum cinema pet shop ~~swimming pool~~

swimming pool



3 Listen and repeat. 057

4 **Communicate** Look at the map in activity 2. Play the game.



It's between
the library
and the
bookshop.

The museum.



It's behind
the hospital.

The bookshop.



3

Lesson 6 Cross-curricular

Chen



Why are towns great?

It's easy to walk around towns.

1 Listen and point. Then listen and repeat. 058

How do I get to the ... ?



Turn left.



Turn right.



Go straight on.

2 **Think** Look at the map. You're at Chen's house. Read, find and say the place.

1 Turn left.

2 Turn left.

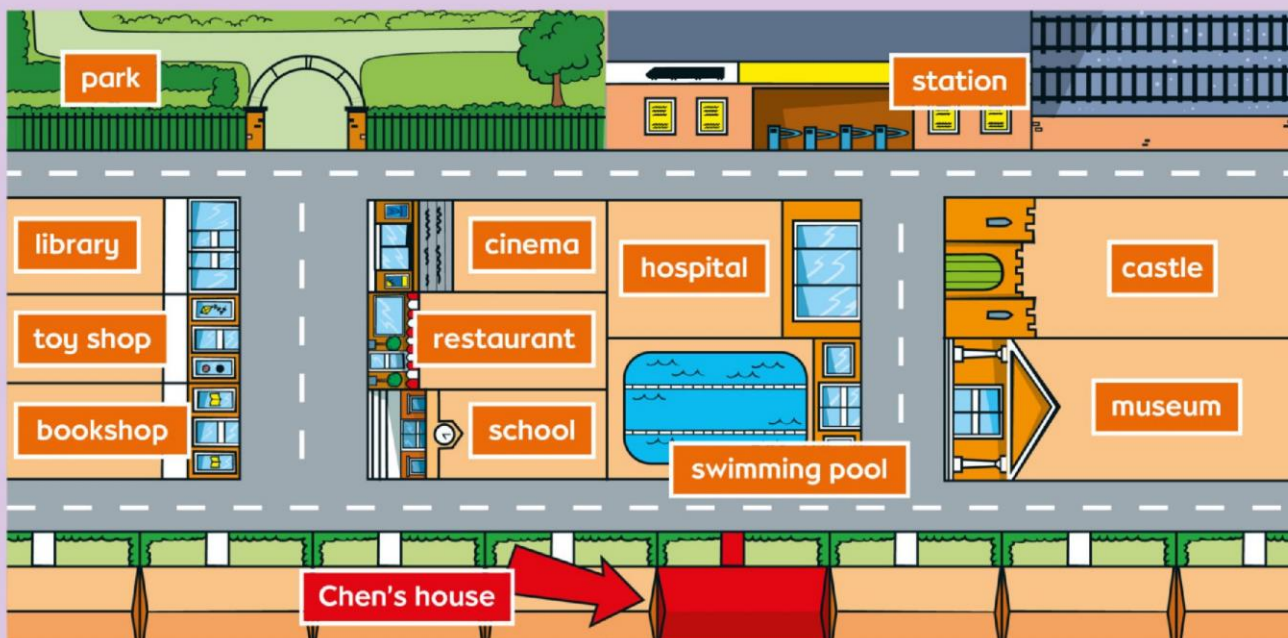
Turn right.

Turn right.

It's opposite the library.

Go straight on.

It's in front of you.



3 **Communicate** You're at Chen's house. Ask and answer *How do I get to the ... ?*

library hospital toy shop station

4 **Think, pair, share!** Ask and answer *How do I get from the ... to the ... ?*

3

Lesson 7 Literacy and culture

Caitlin



1 BEFORE YOU READ Look at the photos. Answer.

- 1 Is there a castle in Kilkenny?
- 2 What else can you see in the photos?

2 Listen and read the brochure. 059

Then answer your teacher's questions.

Why are towns great?

We can visit interesting places.



Come to Kilkenny in Ireland



There are old houses, beautiful buildings and lots of history. You can ...




- visit the old castle and learn about the history of the town.



- visit the museum opposite the castle and see lots of arts and crafts.



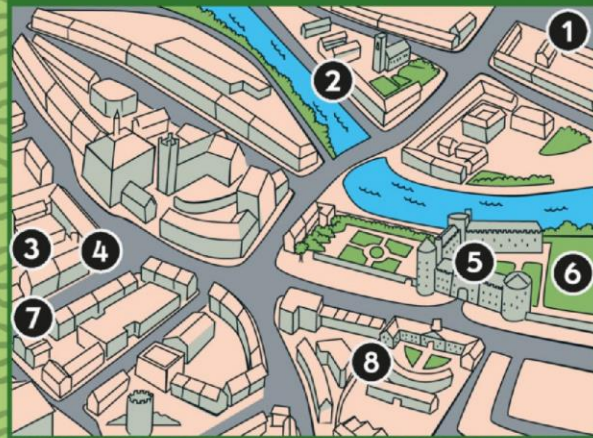
- ride a bike in the park next to the castle.



- go on a boat on the river.

There are lots of great shops and restaurants too.

PLAN YOUR VISIT TODAY!



Key

- | | |
|---------------|----------|
| 1 bus station | 5 castle |
| 2 library | 6 park |
| 3 shops | 7 cinema |
| 4 restaurants | 8 museum |

For more information, call 01 987 6052 or go to www.visitkilkennytown.com

3 AFTER YOU READ

Complete the activities.

Our Values


Be proud of your town.



3


Lesson 8 Sounds and speaking

1 Listen and repeat.  060



2 Listen. Say the tongue twister.  061

I'm in a room in a museum, and my mum and my mouse are with me.



3 **Communicate**  Play the game.  AB Page 29

Lessons 9 and 10

THE BIG QUESTION REVIEW



1 Watch and answer the questions on the review video. 


2 Find and write.  CB Pages 94-95

3 **Think, pair, share!** Answer.




- 1 Which is your favourite answer to the Big Question?
- 2 Why do *you* think towns are great?


4 **Create**  Make a mini book.  AB Pages 115-116

Write. Read at home.

 It's easy to walk around towns.

Match.

- 1  Turn right.
- 2  Go straight on.
- 3  Turn left.

 We can visit interesting places.

Draw and write about an interesting place in your town.

In my town, you can visit _____

5 **Colour.**  Self-evaluation

My work in unit 3 is



OK



good



excellent




A garden collage

Think about it

- 1 **Think**  Which garden words can you remember? **WHOLE CLASS**



flower



hedge



tree



carrots



bird



apples

- 2 **Think**  What's in your perfect garden? Ask your teacher. **WHOLE CLASS** **AB Page 78 Activity 1**

Make

- 3 **Create**  Make a garden collage. **PROJECT GROUP**



Find things to use for your perfect garden collage. You can take photos, find pictures on the internet or make things.



Stick things on a sheet of paper.



Finish your collage.



Put your collages on the wall.

4 Listen and read. Then repeat.  062 **WHOLE CLASS**



English in use

We say *It's here*, to talk about things that are close to us.
We say *It's there*, to talk about things that are far away from us.

Practise

5 **Collaborate**  Talk about your garden collages. **WHOLE CLASS**




4

How can we be healthy?



Olivia's star idea ★

We can eat healthy food.



Sing with Emily



Healthy Land

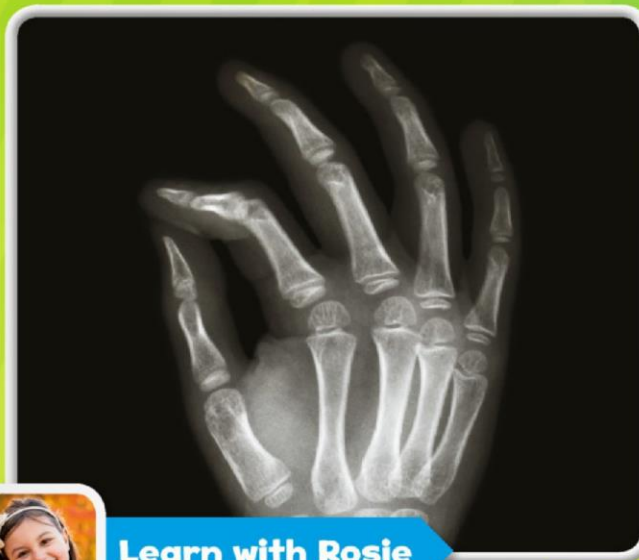
Lesson 1

THE BIG QUESTION


- 1 Look at the pictures with your teacher.
Answer. What can you see?
- 2 Watch the Big Question video. ▶
Which is your favourite healthy food?
- 3 Watch the Big Question video again. ▶
What food can you see?



Play with Chen



Learn with Rosie



Read with Yannis

Find the tomatoes.



4

Lesson 2 Vocabulary and song

Emily



How can we be healthy?

We can play lots of sports.

1 Listen and point. Then listen and repeat. 064

2 Listen and point. Then listen and sing. 065

3 **Think** Which sports have got:

- a ball? • a bike? • special clothes?

There are lots of sports,
Lots of sports you can do.
I do trampolining.
What about you?

I don't play badminton.
I don't play handball.

I do athletics
And gymnastics in the hall.

There are lots of sports,
Lots of sports you can do.

I play baseball.
What about you?

I don't go mountain biking
Or play rugby at school.

I don't go rowing.
I go swimming in the pool.

There are lots of sports,
Lots of sports you can do. [x2]



- | | | | |
|----------------------|-------------------|---------------|-----------------|
| 1 play handball | 2 do trampolining | 3 play rugby | 4 do gymnastics |
| 5 play badminton | 6 play baseball | 7 go swimming | 8 do athletics |
| 9 go mountain biking | 10 go rowing | | |

4 Put on the stickers. AB Page 31

4

Lesson 3 Grammar



I play badminton.
I don't go rowing.

1 Listen. Then repeat. 066

2 Collaborate Act out.

<p>1</p> <p>Look! I play rugby.</p> <p>I don't play rugby.</p>	<p>2</p> <p>I go mountain biking too.</p> <p>I don't go mountain biking.</p>	<p>3</p> <p>I do gymnastics.</p> <p>You're fantastic!</p>
--	--	---

3 Think Listen and tick ✓ and cross ✗. 067

<p>1</p> <p>Chen</p> <input checked="" type="checkbox"/>	<input checked="" type="checkbox"/>	<p>2</p> <p>Emily</p> <input type="checkbox"/>	<input type="checkbox"/>
<p>3</p> <p>Leo</p> <input type="checkbox"/>	<input type="checkbox"/>	<p>4</p> <p>Priti</p> <input type="checkbox"/>	<input type="checkbox"/>
<p>5</p> <p>Ted</p> <input type="checkbox"/>	<input type="checkbox"/>	<p>6</p> <p>Rosie</p> <input type="checkbox"/>	<input type="checkbox"/>


4 Listen and say the name. 068

5 Communicate Ask and answer.

4

Lesson 4 Vocabulary and story

1 Listen and point. Then listen and repeat.  070

2 **Think**  Look and say what you do and don't do at break time.



1 eat fruit



2 eat sweets



3 drink milk



4 drink lemonade





5 do exercise



6 go outdoors

3 **BEFORE YOU READ** Look at the story title and guess. What can you do at break time in Healthy Land?

4 Listen and read.  071

5 **AFTER YOU READ**
Watch the story video. 
Complete the activities.  AB Page 33

Chen



How can we be healthy?

We can do healthy activities at break time.

Find Norman

Healthy Land

1 We're in Healthy Land. It's break time!


Be healthy!

But where's Norman?

2

Be healthy!

It's break time in Healthy Land. There are lots of things to do. Find Zara's favourite activity. It's Norman's favourite too.





Do you drink milk?
Yes, I do. No, I don't.

4

Lesson 5 Grammar

1 Listen and say the chant. 073

Grammar Chant

Do you eat fruit?
Yes, I do.
Do you drink milk?
No, I don't.



Do you go outdoors?
Do you do exercise?
Yes, I do. Yes, I do.

2 Listen and circle. 074

1



2



3



4



5



6



3 Listen and repeat. 075

4 **Communicate** Play the game.



Do you eat fruit?



Yes, I do.



Do you drink lemonade?

No, I don't.



4

Lesson 6 Cross-curricular

How can we be healthy?

We can look after our bodies.



Rosie

1 Listen and point. Then listen and repeat. 076

A healthy body



strong bones



shiny hair



good teeth



healthy skin

2 Listen and read. 077 Look and match.

Do you have a healthy body? Exercise and good food makes your body fit and healthy.

Do you do exercise?

Exercise gives you strong bones. It's good to do 60 minutes of exercise every day. You can walk to school or ride a bike. You can go outdoors and play sports.

Do you eat good food?

Fruit and vegetables can give you healthy skin. It's good to eat meat and fish too. They can give you shiny hair. Do you drink milk and eat cheese? Milk and cheese can give you good teeth.



a healthy skin

b good teeth

c strong bones

d shiny hair

3 **Communicate** Ask and answer.

Do you walk to school?

4 **Think, pair, share!** What other activities give us a healthy body?

Yes, I do.

4

Lesson 7 Literacy and culture

Yannis



How can we be healthy?

We can go outdoors
and have fun with friends.

1 BEFORE YOU READ Look at the pictures. Answer.

- Who are the characters in the story?
- What activities can you see?

2 Listen and read the story.  078

Then answer your teacher's questions.

The Hare and the Tortoise

A story from Greece

One day, Hare and Tortoise are in the park.

'I do athletics. I can run fast,' says Hare.

'You can't run fast.'

'I don't run. I walk, but I don't stop,' says

Tortoise. 'Let's have a race!'

'OK,' says Hare.

The race starts. Hare runs and Tortoise walks.

Soon, Hare is hot.

'Look! A swimming pool,' says Hare. He goes swimming. Then he sits down next to a tree.





Tortoise walks and walks. Tortoise sees Hare, but Hare doesn't see Tortoise. Hare is asleep.

Later, Hare wakes up. He runs very fast, but it's too late.

'You're the winner, Tortoise,' says Hare.

'Well done.'

'Thank you,' says Tortoise. 'You can be slow and win.'



3 AFTER YOU READ

Complete the activities. 

Our Values

Take your time.



4

Lesson 8 Sounds and speaking


1 Listen and repeat. 079

play game

lemonade train

2 Listen. Say the tongue twister. 080

I play games and drink lemonade on the train.



3 **Communicate** Play the game. AB Page 37

Lessons 9 and 10

THE BIG QUESTION REVIEW



1 Watch and answer the questions on the review video.

2 Find and write. CB Pages 96-97

3 **Think, pair, share!** Answer.

- 1 Which is your favourite answer to the Big Question?
- 2 How can *you* be healthy?

4 **Create** Make a mini book. AB Pages 113-114

Write. Read at home.

We can look after our bodies.

We can go outdoors and have fun with friends.

Read and match.

Exercise and good food gives you ...

- 1 healthy skin.
- 2 strong bones.
- 3 good teeth.
- 4 shiny hair.

Draw and write about what you do outdoors with friends.

5 **Colour.** Self-evaluation

My work in unit 4 is

OK good excellent



Writing Practice Units 1-3



1 Look and write.
Use the Picture Dictionary. AB Pages 96-98

1 Possessions

- | | |
|---------|----------|
| 1 _____ | 6 _____ |
| 2 _____ | 7 _____ |
| 3 _____ | 8 _____ |
| 4 _____ | 9 _____ |
| 5 _____ | 10 _____ |

2 Jobs

- | | |
|---------|----------|
| 1 _____ | 6 _____ |
| 2 _____ | 7 _____ |
| 3 _____ | 8 _____ |
| 4 _____ | 9 _____ |
| 5 _____ | 10 _____ |

3 Places in town

- | | |
|---------|----------|
| 1 _____ | 6 _____ |
| 2 _____ | 7 _____ |
| 3 _____ | 8 _____ |
| 4 _____ | 9 _____ |
| 5 _____ | 10 _____ |



2

1

3

1

3

4

3

4

5

6

5

6

7

7

8

10

10

Writing Practice Units 4-6

1 Look and write.
Use the Picture Dictionary.

AB Pages 99-101

4 Sports

1 _____ 6 _____

2 _____ 7 _____

3 _____ 8 _____

4 _____ 9 _____

5 _____ 10 _____



Diwali

1 Listen and point.  166

1 lanterns



2 Listen and say the number. Then repeat.  167

2 fireworks



3 new clothes




4 sweets


5 patterns





3 **Create**  **Make a Diwali lantern.**


1 Fold and cut the card in half. 

2 Fold one strip in half and cut like this. 

3 Open it and stick the two sides together. 

4 Fold the other strip of card in four and cut like this. 

5 Open it and stick it onto the lantern. 

6 Make a handle and decorate the lantern. 

4 **Communicate**  **Describe your lantern.**



This is my lantern. It's blue and gold. Happy Diwali!



My lantern is green and red. Happy Diwali!

1

Pre A1 Starters

Practice

1 Listen and draw lines. There is one example.  171

Grace

Hugo

Dan

Matt



Kim

Nick

May

2 Look at the picture. Point, ask and answer.



Tell me about the dinosaur.

It's his dinosaur.
It's big and green.



2

Pre A1 Starters

Practice

1 Listen and draw lines. There is one example.

Alice

Eva

Nick

Alex



May

Bill

Anna

2 Look at the picture. Point, ask and answer.



Where's the football player?

Where's the bus?

She's here.

It's here.



3

Pre A1 Starters

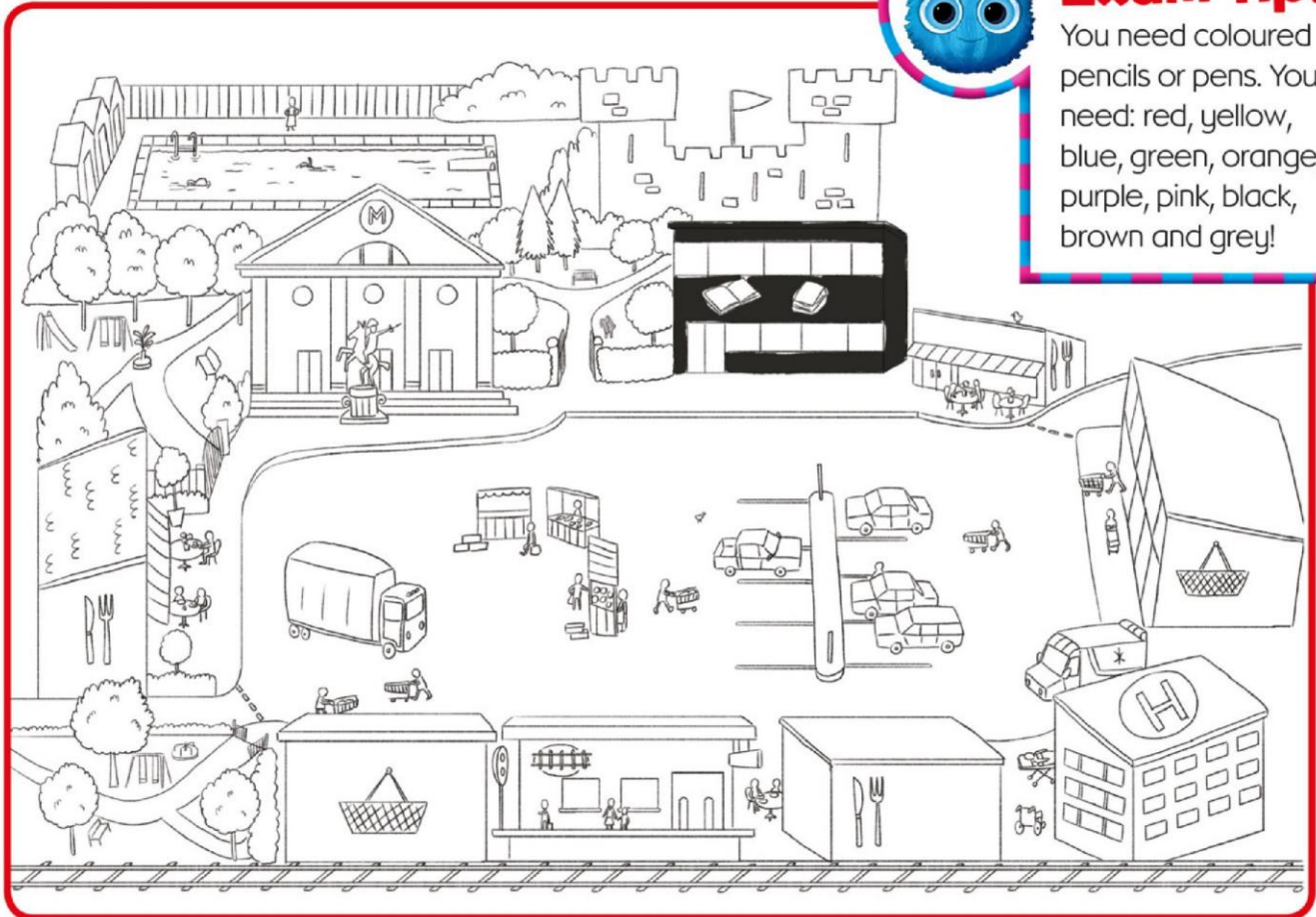
Practice

1 Listen and colour. There is one example.  173



Exam tip!

You need coloured pencils or pens. You need: red, yellow, blue, green, orange, purple, pink, black, brown and grey!



2 Listen to your teacher and place the cards.



4

Pre A1 Starters

Practice

1 Listen and tick ✓ the box.  174



Exam tip!

Don't forget to read the question before you listen!

1 What do you do at break time?



2 How are you healthy?



3 What sports does Sue play?



2 Ask and answer about yourself.



Do you play badminton?

Where do you play badminton?



Yes, I do.

I play badminton in the park.



BRIGHT IDEAS

Activity Book

2

Mary Charrington Charlotte Covill
Tamzin Thompson



BRIGHT IDEAS

Activity Book

2

Starter Unit	What's your favourite time of year?	2
Unit 1	Why do we like birthdays?	6
Unit 2	What's fun about games?	14
Unit 3	Why are towns great?	22
Unit 4	How can we be healthy?	30
Unit 5	Why are animals amazing?	38
Unit 6	What do we do at school?	46
Unit 7	What's fun about being outdoors?	54
Unit 8	What's great about making things?	62
Extra Grammar Practice	Units 1-8	70
The Big Project 1	A garden collage	78
The Big Project 2	A fun flipbook	79
The Big Project 3	A picture timetable	80
Festival 1	Diwali	81
Festival 2	Easter	83
Exam Preparation and Practice		85
Picture Dictionary		95
Mini Books	Units 1-8	105

Mary Charrington Charlotte Covill

Tamzin Thompson

OXFORD
UNIVERSITY PRESS



S
Starter

What's your favourite time of year?

Lesson 1 Vocabulary, functional language and song

1 REMEMBER THE SONG Write the names.  001

Rosie Chen Finn Emily Priti Ted ~~Zara~~ Leo

<p>January</p>  <p>Zara</p>	<p>February</p> 	<p>March</p> 	<p>_____</p>
<p>_____</p> 	<p>June</p> 	<p>_____</p>	<p>_____</p>  <p>Blue Clue</p>
<p>_____</p> 	<p>October</p>  <p>Norman</p>	<p>November</p> 	<p>_____</p> 

2 Complete the calendar. August December May July April September

3 Read and answer.

- When's Priti's birthday? It's in November.
- When's Zara's birthday? It's in _____.
- When's Ted's birthday? _____
- When's Rosie's birthday? _____
- When's your birthday? _____

S

Lesson 2 Vocabulary, functional language and song

1 Write the seasons. Then say.

summer winter spring autumn



spring



2 Complete the sentences. Then circle your favourite time of year.


hot summer favourite
winter ~~cold~~

- 1 It's cold in winter.
- 2 It's _____ in summer.
- 3 What's your _____ time of year?
- 4 It's spring autumn .

3 REMEMBER THE SONG Write the seasons and match.  005

- 1 When do the leaves appear?
In spring.
- 2 When is it hot and sunny here?
In _____.
- 3 When do the birds fly away from here?
In _____.
- 4 When are the days cold and clear?
In _____.



4 **Think**  When are the seasons in your country? Say the months.

Spring is in ...

Finished? Write about your family's birthdays and the seasons, e.g. *My mum's birthday is in autumn.*

S

Lesson 3 Alphabet and story

1 Listen and write. 010 Then write the letter.

1 c h e n

b

2 _____

3 _____

4 _____

5 _____

6 _____



2 REMEMBER THE STORY Write the missing letters. ▶

1



The letter is .

E mily

__leven

__ggs

2



The letter is .

__ouse

__ilk

__outh

3



The letter is .

__untie __lice

__pple

4



The letter is .

__reen

__oat

__lasses



But what's the word?

3 REMEMBER THE STORY Write *True* or *False*. ▶

- 1 Finn and Zara are in Alphabet Land. True
- 2 Emily's got eight eggs. _____
- 3 The first picture is a mouth. _____
- 4 Alice is Zara's auntie. _____
- 5 Finn and Zara find five letters. _____
- 6 Norman is on the game. _____

4 Think  Look and write.

1



ine _____

2



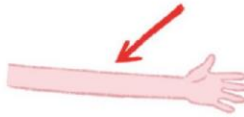
3



4



5




6



5 Find the hidden word in activity 4. Then draw.


It's



1 Why do we like birthdays?


Lesson 1 Review

1 Listen and match.  011



2 Look and complete.

candles cousins seven sandwiches



1 I've got seven candles on my birthday cake!

2 I've got three _____!

3 I've got five _____! They're at my party!

4 I've got _____ friends at my party too!



1

Lesson 2 Vocabulary

1 Read, find and tick ✓ or cross ✗.

- | | | | | |
|--|-------------------------------------|-------------------------------------|-----------------------------------|-----------------------------------|
| <input checked="" type="checkbox"/> jigsaw | <input type="checkbox"/> camera | <input type="checkbox"/> dinosaur | <input type="checkbox"/> book | <input type="checkbox"/> dress |
| <input type="checkbox"/> watch | <input type="checkbox"/> robot | <input type="checkbox"/> scooter | <input type="checkbox"/> necklace | <input type="checkbox"/> umbrella |
| <input type="checkbox"/> balloon | <input type="checkbox"/> skateboard | <input type="checkbox"/> board game | | |
| <input type="checkbox"/> chocolate | <input type="checkbox"/> boat | | | |



2 Look and put on the stickers. Write.



board
game



Finished? Draw and label three presents you like.

1 Lesson 3 Grammar

1 Read and circle.

This is ...

1 his her dinosaur.



2 his her camera.



3 his her chocolate.



4 his her umbrella.



5 his her watch.



6 his her board game.



2 Complete. Use *his* or *her* and a word from the box.

necklace scooter robot jigsaw book dress



1 This is her dress.



2 This is _____.



3 This _____.



4 _____.



5 _____.



6 _____.

Extra Grammar Practice Page 70

1

Lesson 4 Vocabulary and story

1 Listen and number.  018 Then write.

angry thirsty happy tired hungry sad



1 angry 2 _____ 3 _____
 4 _____ 5 _____ 6 _____

2 REMEMBER THE STORY Look, read and circle. ▶



1 Laila is
 angry happy .



2 Laila isn't
 hungry angry .



3 Laila is
 thirsty happy .

3 Read and tick ✓ the true sentence about Norman.

- 1 It's Norman's birthday.
- 2 Norman has got a balloon.
- 3 Norman has got a long tail.




Finished? Draw a picture of how you feel. Write a sentence.



1

Lesson 5 Grammar

1 Listen and match.  022



2 Look and write. Then act out.



3 Answer the questions about yourself.

1 Are you hungry? _____

2 Are you angry? _____


Extra Grammar Practice Page 70


1


Lesson 6 Cross-curricular


1 Match. Then write.

card string glue sticky tape

1  _____

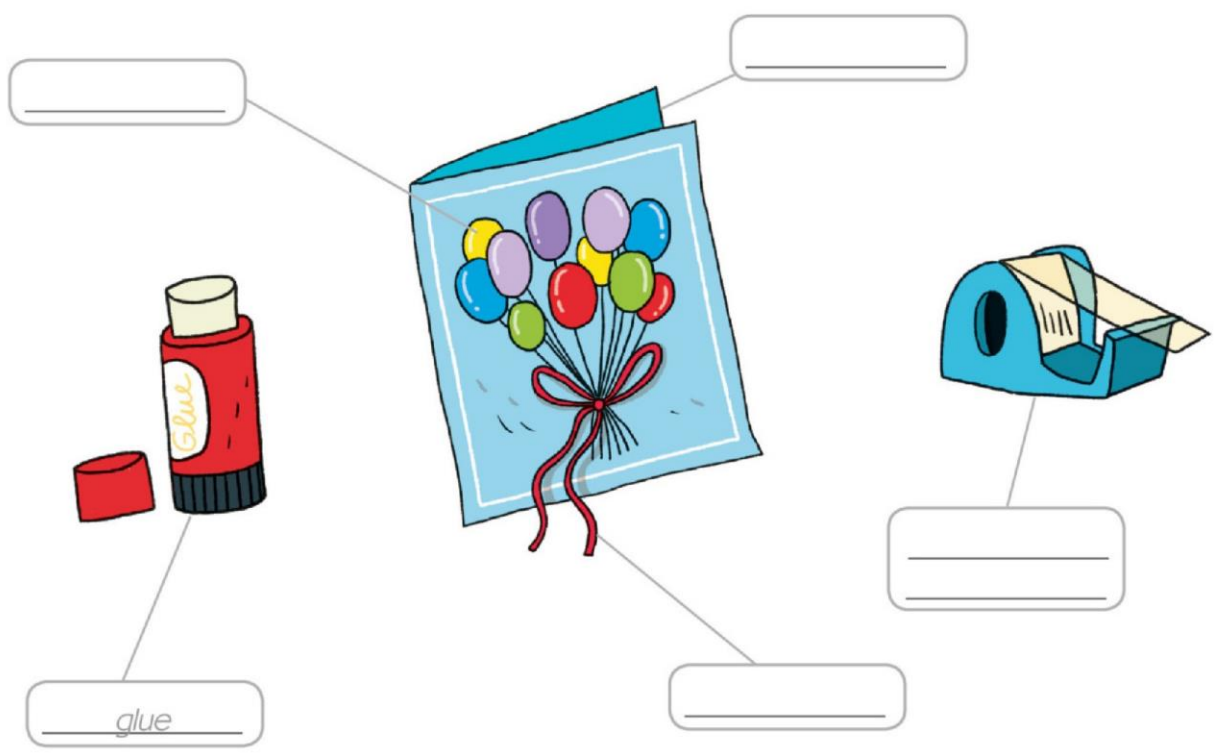
2  *card* _____

3  _____

4  _____

2 Find and write.

card ~~glue~~ string balloon sticky tape



glue _____

Finished? Write a message for inside a birthday card.

1 Lesson 7 Literacy and culture

1 Read and match.



1 One player thinks of a number.

2 The other children run around.

3 'It' shouts 'Statues!'

4 The other children stand like statues.

5 'It' tries to make the statues move.

6 The winner is the statue that doesn't move.



2 Create Draw a scene from a game in your country.

Tick ✓ the sentences that are true for your game.

Collaborate

Community Task

Play the game with your friends or family.



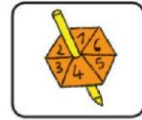
You can play this game ...

- with one friend.
- with many friends.
- in the garden.
- in the house.
- at school.
- at a table.



1

Lesson 8 Speaking

You need:



1 **Communicate** Draw. Play the game in groups.



GAME NOTES



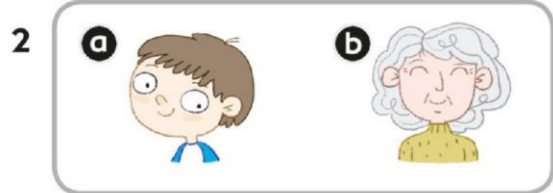
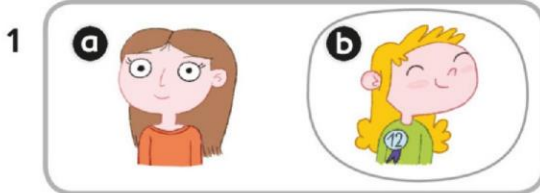
Draw the faces in the circles.
 Ask and answer about the faces you land on. Student 1: *Is he tired?*
 Yes, he is. Student 2: *Is she angry?*
 No, she isn't. She's happy.

If the answer is incorrect, the player misses his / her next turn.
 The first player to reach 'Finish' wins.

2 What's fun about games?

Lesson 1 Review


1 Listen and circle. 028



2 Look and write.

mum ~~dad~~ brother sister grandpa grandma

1 This is my dad. 2 _____ 3 _____



4 _____ 5 _____ 6 _____

2

Lesson 2 Vocabulary

1 Read and match.

teacher

builder

police officer

doctor

cook



waiter

farmer

zoo keeper

football player

scientist

2 Look and put on the stickers. Write.



police
officer



Finished? Choose and write three jobs for you and three for a friend.


2

Lesson 3 Grammar


1 Listen and number.  034




2 Complete the questions and answers.

1  Is he a cook?
Yes, he is.

2  _____ she _____
builder?
No, _____ isn't.

3  _____ she _____
doctor?

She's a _____.

4  _____ he _____ farmer?

_____ a _____.

Extra Grammar Practice Page 71

2

Lesson 4 Vocabulary and story

1 Listen and colour. 037 Then find, circle and write.




sgbusloplanernglorryadtrainpcarjvkmotorbikem



a _____ b _____ c _____
 d _____ bus _____ e _____ f _____

2 REMEMBER THE STORY Complete. Then number in order. ▶

plane train table



3 Read and tick ✓ the true sentence about Norman.

- 1 Norman is small and the children are big.
- 2 Norman is in the car.
- 3 Norman is big and the children are small.




Finished? Write a list of the toys you see in the story pictures.

2

Lesson 5 Grammar


1 Read and write the names.



- | | | | |
|----------------------------|--------------------------|----------------------|-------|
| 1 This is my lorry. | _____ <i>Tarek</i> _____ | 4 These are my cars. | _____ |
| 2 These are my motorbikes. | _____ | 5 This is my plane. | _____ |
| 3 This is my bus. | _____ | 6 This is my train. | _____ |

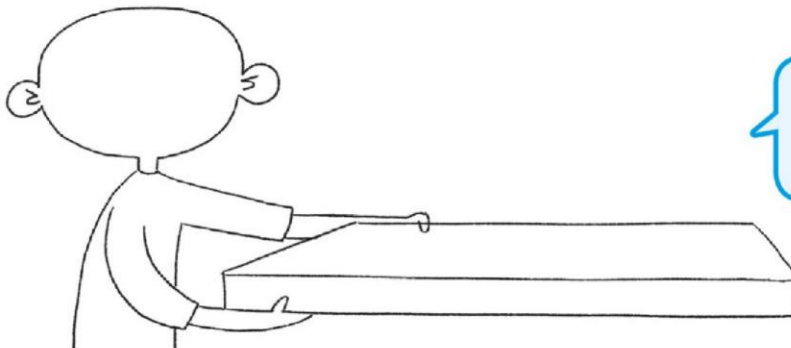
2 Look and write.

1 This is my _____ *lorry* _____
and these are my _____.



2 These are my _____ and this
is my _____.

3 Draw and write.



This is my _____
and _____.

Extra Grammar Practice Page 71

2

Lesson 6 Cross-curricular

1 Complete. Then match.

hear touch taste ~~see~~ smell

- 1 I can see with my eyes.
- 2 I can _____ with my mouth.
- 3 I can _____ with my hands.
- 4 I can _____ with my nose.
- 5 I can _____ with my ears.



2 Read and circle.

1 Hear Smell this. What's this?








It's milk cheese .

2 See Taste this. What's this?



It's a strawberry an apple .

3 Think Write or draw things you can see, hear, touch, taste and smell.

 see	 hear	 touch	 taste	 smell


Finished? What are your favourite things to see, hear, touch, taste and smell? Write a list.

2


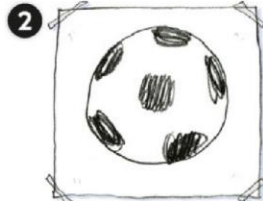
Lesson 7 Literacy and culture

1 Look and write.

Jay's football Jay's socks Jay's T-shirt ~~Jay's football team~~



Jay's football
team



2 Read and match.

- 1 Jay is writing an email to his _____
- 2 Jay's favourite team game is _____
- 3 Jay's favourite football player is _____
- 4 In the team photo Jay is wearing his _____

- a Andy Carroll.
- b grandpa.
- c football.
- d football kit.

3 **Create** Answer the questions for you.

What's your favourite team game?	_____
What's your favourite team?	_____
Who's your favourite player?	_____
Do you wear special clothes? Draw and write about them.	_____ _____

Collaborate

Community Task

Write an email to a friend about your favourite team game.



2

Lesson 8 Speaking

1

Communicate Choose a job, circle and write. Play the game in groups.

He's She's a _____.



GAME NOTES

Choose a job, circle and write. Take turns to ask questions. First, ask *Is it a he or a she?* Then ask *Is he / she a ... ?* and answer *Yes, he / she is.* or *No, he / she isn't.* When you guess a friend's job correctly, circle a toy. The person with the most toys circled is the winner.







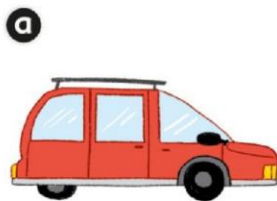

3 Why are towns great?

Lesson 1 Review

1 Listen and draw 😊 or ☹️.  045


I like = 😊

I don't like = ☹️



2 Look and complete.

~~motorbikes~~ buses cars planes lorries trains

1 I like  motorbikes. I don't like  _____.

2 I like  _____ . I don't like  _____.

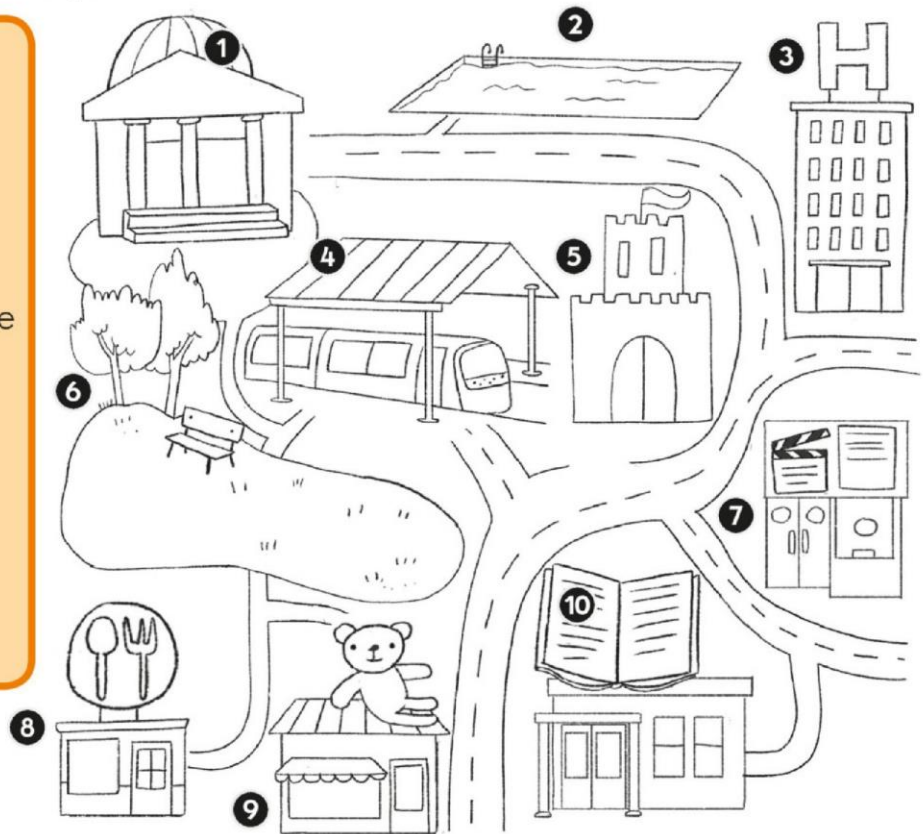
3 I like  _____ . I don't like  _____.

3

Lesson 2 Vocabulary

1 Read and colour the map.

- station = grey
- park = green
- library = brown
- cinema = black
- swimming pool = blue
- shop = orange
- hospital = yellow
- museum = purple
- castle = red
- restaurant = pink



2 Look and put on the stickers. Write.



cinema




Finished? Write a list of the places in your town.

3

Lesson 3 Grammar

1 Read and match.



1 Is there a cinema?

a No, there aren't.

2 Are there any museums?

b Yes, there is.

3 Are there any shops?

c No, there isn't.

4 Is there a hospital?

d Yes, there are.

2 Look at the picture in activity 1. Complete the questions and answers.

1 Is there a swimming pool?

No, there isn't.

2 Are there any restaurants?

Yes, _____.

3 Is there a school?

4 Are there any parks?

5 Is there a toy shop?

Yes, _____.

6 _____ any lorries?

No, _____.

7 _____ any cars?


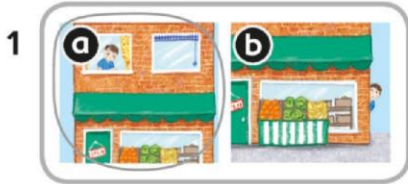
8 _____ a station?

3

Lesson 4 Vocabulary and story

1 Listen and circle.  054 Then write.

above next to between opposite behind in front of



1 above

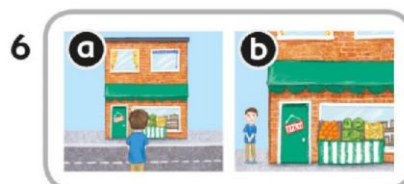
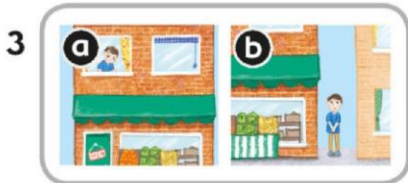
2 _____

3 _____

4 _____

5 _____

6 _____



2 REMEMBER THE STORY Read and number. 



a It's next to the cinema.

b It's next to the museum.

c It's opposite the cinema.

d It's between the restaurant and the library.

3 Read and tick ✓ the true sentence about Norman.

1 Norman is above the mirror.

2 Norman is in front of Blue Clue.

3 Norman is behind Priti and Leo.




Finished? Choose your favourite picture in the story. Write sentences about it.

3

Lesson 5 Grammar

1 Read and circle.



- 1 The school is the cinema.
- 2 The library is the swimming pool and the school.
- 3 The museum is the library.
- 4 The restaurant is the shoe shop.
- 5 The castle is the museum.

2 Look at the picture in activity 1 and complete.

opposite in front of ~~between~~ next to behind above

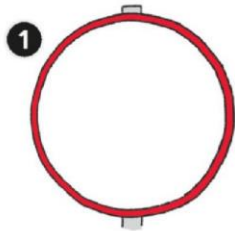
- 1 Where's the lorry? It's between the car and the bus.
- 2 Where's the bike? It's _____ the tree.
- 3 Where's the girl? She's _____ the museum.
- 4 Where's the cat? It's _____ the swimming pool.
- 5 Where's the plane? It's _____ the castle.
- 6 Where's the boy? He's _____ the swimming pool.

Extra Grammar Practice Page 72

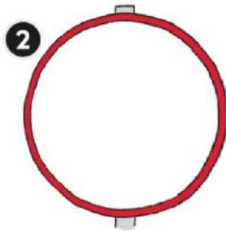
3

Lesson 6 Cross-curricular

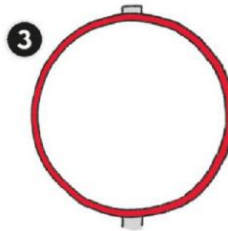
1 Draw the signs.



Turn right.



Go straight on.



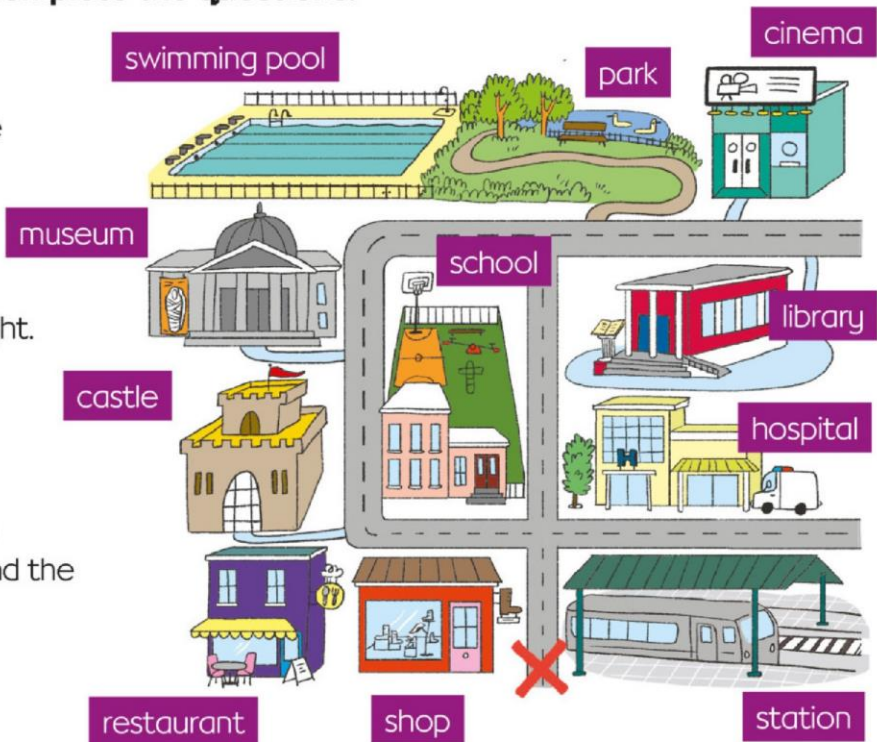
Turn left.

2 Look at the map and complete the questions.

1 How do I get to the _____?
Turn right. It's opposite the station.

2 How do I get to the _____?
Go straight on. Turn right. It's next to the park.

3 How do I get to the _____?
Turn left. Turn right. It's between the castle and the swimming pool.



3 Look and answer. How do I get to the ...

- 1 library? _____
- 2 restaurant? _____
- 3 swimming pool? _____

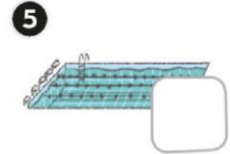
4 Think How do you get from your house to school? Ask and answer.

Turn left. Turn right. It's opposite the library.

3

Lesson 7 Literacy and culture

1 Look at Class Book page 36 again. Tick ✓ the places on the brochure of Kilkenny.



2 Read and circle *True* or *False*.

1 There's an old castle in Kilkenny.

True False

2 The museum is opposite the cinema.

True False

3 The park is between the bus station and the shops.

True False

4 There aren't any boats on the river.

True False

5 You can have lunch in a restaurant.

True False

3 **Create**  What is there to see and do in your town? Complete the chart.

Name of town: _____

Places to visit	Things to do
<i>swimming pool</i>	<i>swim</i>
_____	_____
_____	_____
_____	_____

Collaborate 

Community Task

Make a brochure for your town. Use the ideas in your chart.



Finished? Write a description of a place in your town.

3

Lesson 8 Speaking

1

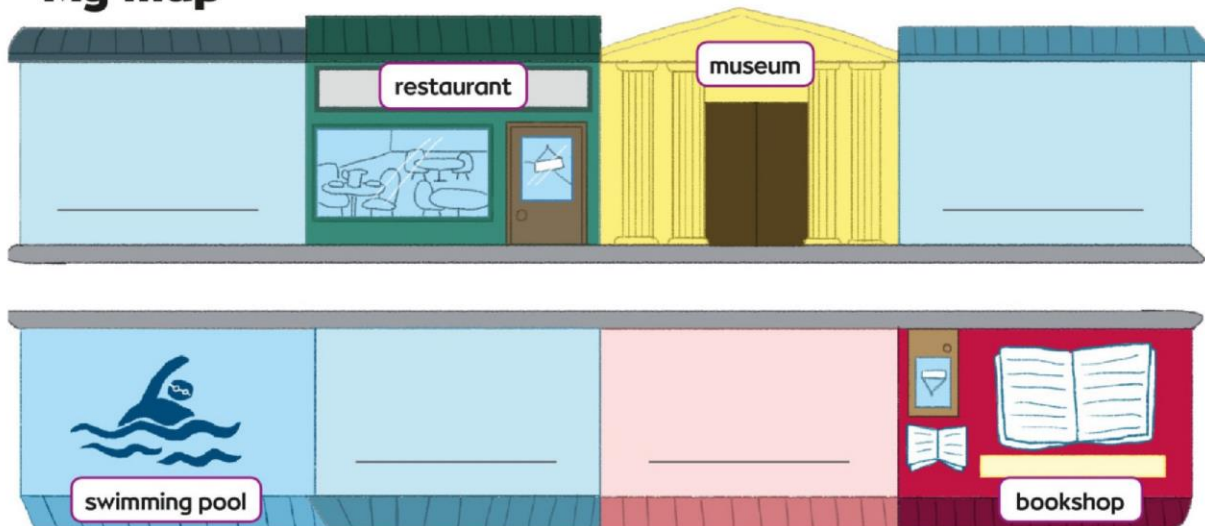
Communicate



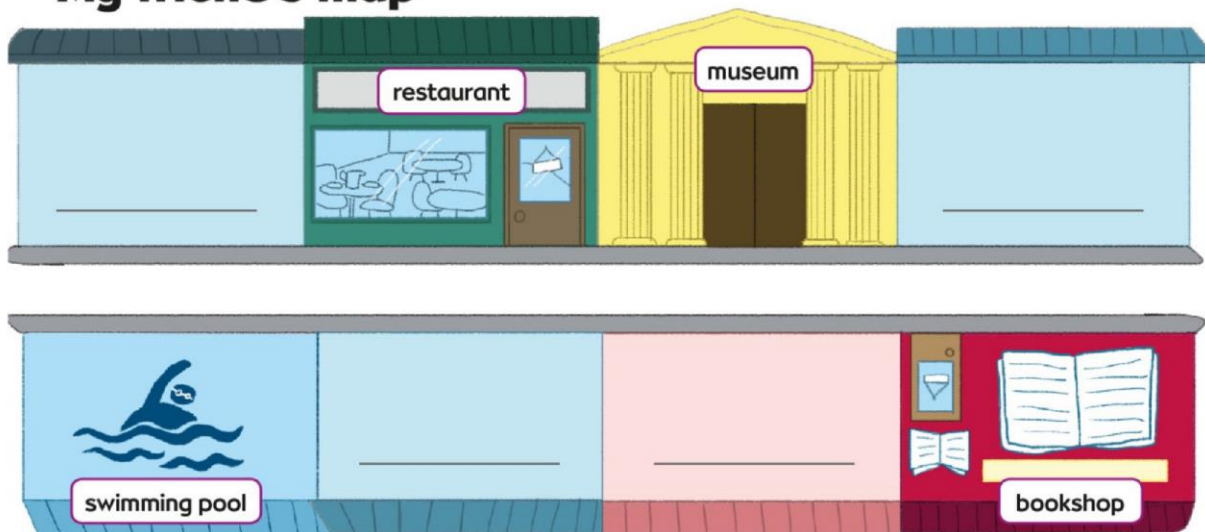
Choose and write. Play the game in pairs.

station castle library cinema hospital park toy shop school

My map



My friend's map







GAME NOTES

Choose and write four places on your map. Then ask and answer questions to complete your friend's map. Ask *Is there a ... ? Where is it?*


4 How can we be healthy?

Lesson 1 Review

1 Listen and tick ✓ or cross ✗.  063



2 Look and complete the questions and answers.




- 1 Are there any peaches? Yes, there are.
- 2 _____ strawberries? No, there aren't.
- 3 _____ carrots? _____
- 4 _____ tomatoes? _____
- 5 _____ bananas? _____

4

Lesson 2 Vocabulary

1 Read and number.



- go swimming
- do gymnastics
- play badminton
- go rowing
- go mountain biking
- 1 do trampolining
- play handball
- play baseball
- do athletics
- play rugby

2 Look and put on the stickers. Write.





Finished? Write a list of the sports you like.

4

Lesson 3 Grammar

1 Listen and circle. 069 Then tick ✓ the correct picture.

- 1 I play don't play
rugby.
- 2 I do don't do
gymnastics.
- 3 I go don't go
mountain biking.
- 4 I play don't play
badminton.
- 5 I do don't do
trampolining.

a

b

c

2 Look and complete.

go rowing do athletics play handball do gymnastics go mountain biking
~~do trampolining~~ ~~go swimming~~ play baseball



I don't do trampolining .
 I go swimming .

don't = do not
 I don't do
 trampolining.



I _____ .
 I _____ .



I _____ .
 I _____ .



I _____ .
 I _____ .

Extra Grammar Practice Page 73

4

Lesson 4 Vocabulary and story

1 Listen and number.  072 Then write.

outdoors fruit milk exercise lemonade sweets



- 1 eat fruit 2 drink _____ 3 go _____
 4 drink _____ 5 eat _____ 6 do _____

2 REMEMBER THE STORY Tick ✓ and say the sports and activities from the story. Circle Norman's favourite activity. ▶



3 Read and tick ✓ the true sentence about Norman.

- 1 Norman has got sweets.
 2 Norman is thirsty.
 3 Norman likes bananas.



Finished? Write the break time activities you do, e.g. *I eat fruit.*

4

Lesson 5 Grammar


1 Read and tick ✓ or cross ✗.


Do you do exercise? Yes, I do. I do trampolining.

Do you eat fruit? Yes, I do. I eat fruit, but I don't eat sweets.


Do you drink lemonade? No, I don't. I don't drink lemonade. I drink milk.


Do you go outdoors? Yes, I do. I go to the park with my friends.


a 

b 

c 

d 

e 

f 

2 What do you do at break time? Complete the questions. Then write answers for you.

Yes, I do. No, I don't.

1 Do you  go outdoors ? _____

2 Do you  _____ ? _____

3 Do you  _____ ? _____

4 _____  _____ ? _____

5 _____  _____ ? _____

6 _____  _____ ? _____

Extra Grammar Practice Page 73

4

Lesson 6 Cross-curricular

1 Complete.

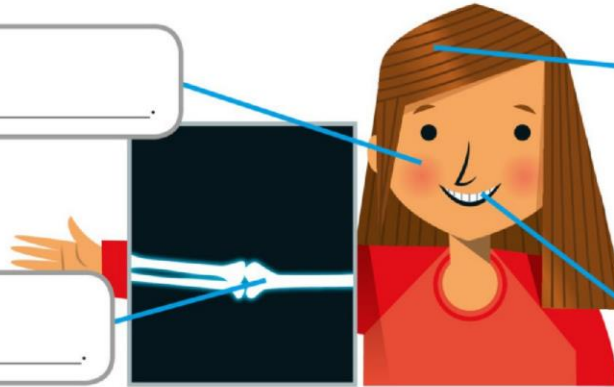
good teeth shiny hair strong bones healthy skin

1 I've got _____.

2 I've got _____.

3 I've got _____.

4 I've got _____.




2 Who is fit and healthy? Look and circle.



3 **Think** What gives you a healthy body? Draw and write the activities you do.

I _____



Finished? Write questions for a friend about what gives them a healthy body, e.g. *Do you go swimming?*

4

Lesson 7 Literacy and culture

1 Look at Class Book page 48 again. Read and circle.

- 1 Hare and Tortoise are in the cinema park.
- 2 They have a race lunch.
- 3 Hare goes mountain biking swimming.
- 4 Then Hare sits down next to a tree flower.
- 5 Tortoise runs walks.
- 6 Hare Tortoise is the winner.

2 Read and write *H* for Hare or *T* for Tortoise.

<input type="checkbox"/> I do athletics.	<input type="checkbox"/> I can run fast.
<input type="checkbox"/> H	<input type="checkbox"/>
<input type="checkbox"/> I don't run.	<input type="checkbox"/> I walk, but I don't stop.
<input type="checkbox"/>	<input type="checkbox"/>
<input type="checkbox"/> Well done.	<input type="checkbox"/> You can be slow and win.
<input type="checkbox"/>	<input type="checkbox"/>

Collaborate 

Community Task

Make a catalogue
of animal stories
with your class.

3  Create Draw and write about an animal story from your country.

Name of book: _____

Main characters: _____

Type of animal or animals: _____

4

Lesson 8 Speaking

1 **Communicate** Choose a character. Play the game in pairs. Ask questions to guess who your friend is.

-  drink lemonade
-  drink milk
-  eat fruit
-  eat sweets
-  go mountain biking
-  go rowing
-  go swimming
-  play badminton
-  play baseball
-  play rugby
-  do athletics
-  do gymnastics
-  do trampolining

Anna



Hugo



Nick



Grace




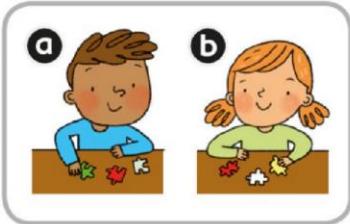



GAME NOTES

Choose a character. Then ask questions to find out which character your friend is. Take turns to ask *Do you ... ?* Your partner will answer *Yes, I do.* or *No, I don't.* When you know the answer, say *You're ... !*

Extra Grammar Practice

1 Lesson 3

1 Listen and circle.  153



Lesson 5

1 Read and answer.

Yes, he is. Yes, she is. No, he isn't. No, she isn't.



1 Is she happy?
_____ *No, she isn't.* _____



2 Is he tired?
_____ _____



3 Is she hungry?
_____ _____



4 Is he sad?
_____ _____



5 Is she angry?
_____ _____



6 Is he thirsty?
_____ _____

2

Lesson 3

1 Read and answer.

Yes, he is. Yes, she is. No, he isn't. No, she isn't.

1 Is he a doctor?

No, he isn't.

2 Is she a police officer?

3 Is he a football player?




4 Is she a teacher?

5 Is he a cook?

6 Is she a scientist?

Lesson 5

1 Listen and match.  154



3

Lesson 3

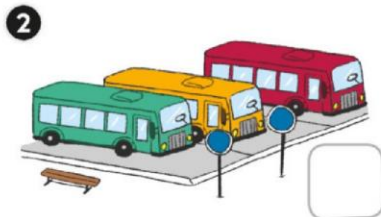
1 Listen and tick ✓ or cross ✗.  155 Then write the answers.

Yes, there is. Yes, there are. No, there isn't. No, there aren't.

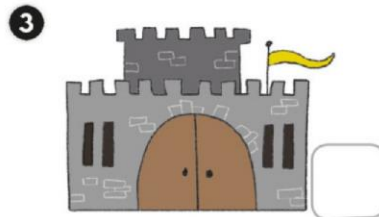


Are there any shops?

Yes, there are.



Is there a bus station?



Is there a castle?



Are there any cinemas?




Are there any restaurants?



Is there a hospital?

Lesson 5

1 Listen and draw.  156



4

Lesson 3

1 Look and write the sports you do and don't do.

do trampolining go rowing do gymnastics play badminton
go mountain biking ~~play baseball~~

1



I don't play baseball.

2



I


3



4




5



6



Lesson 5

1 What do you do at break time?
Listen and circle.  157
Then answer the questions for you.

Yes, I do.
No, I don't.

1 Do you go swimming outdoors ?

Yes, I do.

2 Do you drink milk lemonade ?

3 Do you eat fruit sweets ?

4 Do you drink milk lemonade ?

5 Do you do exercise athletics ?

6 Do you eat fruit sweets ?


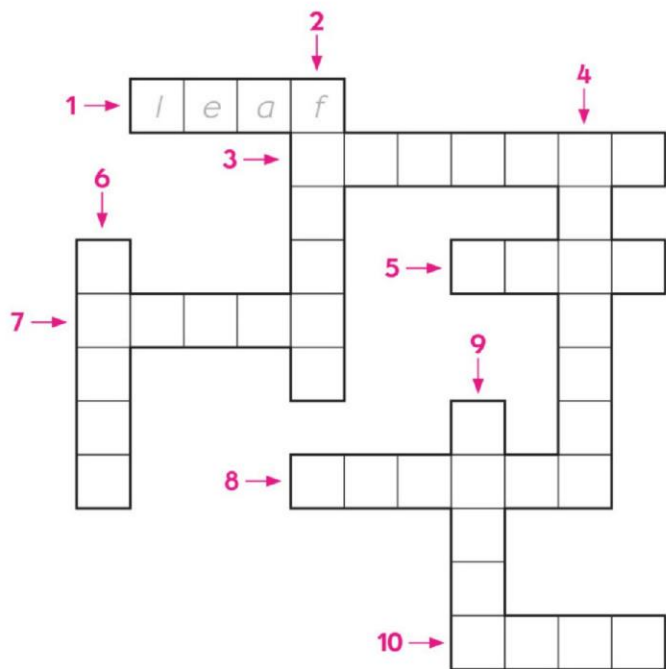


The Big Project 1

A garden collage

1 Complete the puzzle.

plant hedge chair tree flower bird leaf lettuce carrots apples



2 Tick ✓ your favourite activity. **Self-evaluation**



Where's the tree?

Collaborate

Community Task

Invite children from other classes to look at your garden collages.

Diwali

1 Look and write. sweets lights fireworks patterns ~~new clothes~~ lanterns

At Diwali we clean our houses and we wear **1**  new clothes. We make

2  _____ and we draw **3**  _____ on the ground.

We put pretty **4**  _____ everywhere. We watch **5**  _____

and we eat delicious **6**  _____.

2 Look and count.




lanterns

lights

sweets

balloons

3 Look at the picture in activity 2 and write.

1  There are eleven
balloons.

2  _____

3  _____

4  _____

4 Read and circle *True* or *False*.

1 We wear old clothes for Diwali.

True

False

2 We clean our houses.

True

False

3 We write numbers on the ground.

True

False

4 We watch fireworks.

True

False

5 We don't eat sweets.

True

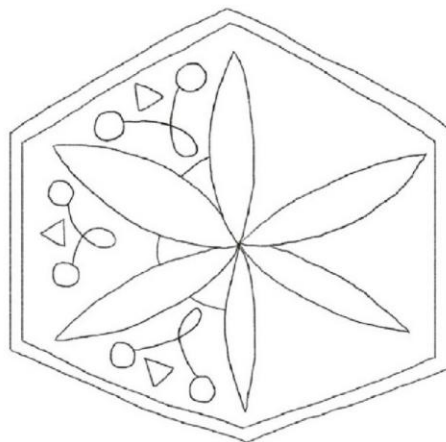

False

6 We put up lots of pretty lights.

True

False

5 Complete and colour the Diwali patterns.



6 Now create your own Diwali pattern. Write a short description.



This is my Diwali pattern. _____

It's _____

1

Pre A1 Starters

1 Look at the pictures. Look at the letters. Write. There is one example.

Example




j i g s a w



Questions


1





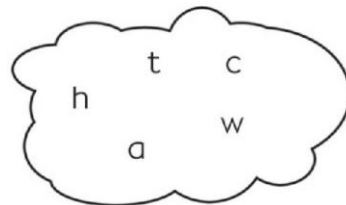
2






3






4





5



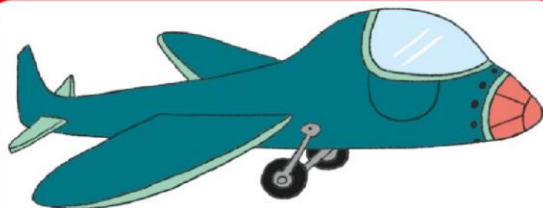


2

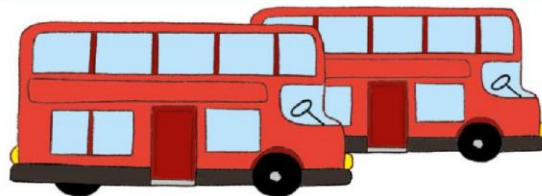
Pre A1 Starters

1 Look and read. Put a tick ✓ or a cross ✗ in the box. There are two examples.

Examples




This is my plane.



These are my cars.



Questions




These are my buses.




This is my motorbike.



This is a teacher.



These are my lorries.



This is my train.



These are football players.

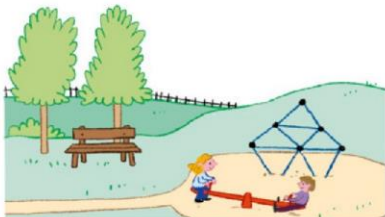


3

Pre A1 Starters

1 Look at the pictures. Look at the letters. Write. There is one example.

Example



p a r k




Questions

1



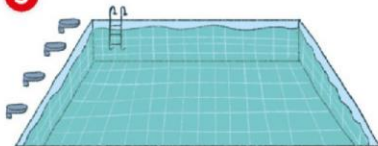


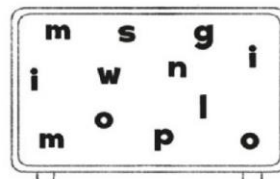
2





3





4





5





4

Pre A1 Starters

1 Look and read. Put a tick ✓ or a cross ✗ in the box. There are two examples.

Examples



I play handball.



I do gymnastics.



Questions

1



I drink lemonade.



2



I go swimming.



3



I eat fruit.



4



I do trampolining.



5



I go outdoors.



6




I play rugby.



- 1 Read and choose a word from the box. Write the correct word next to numbers 1-5. There is one example.


The castle



It's hot and sunny today because it's summer. Our class is going to the castle with our teacher. The castle is very old. There's a **1** _____ next to the castle. It's got pencils, cards and guide books. I like the **2** _____. It's got a picture of the castle on it. I'm hungry! There's a **3** _____ here, but it isn't very good. I've got sandwiches, **4** _____ and a drink for my lunch. After lunch, we can play **5** _____ in the park. I like doing sport!



summer



orange



jigsaw



shop



biscuits



park



baseball



restaurant

S

Picture Dictionary Months

January	February	March	April
May	June	July	August
September	October	November	December

S

Picture Dictionary Seasons



spring




summer



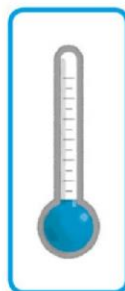
autumn



winter



hot



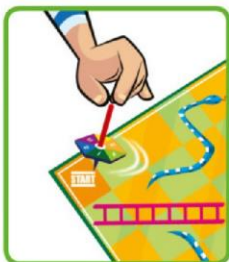
cold

1

Picture Dictionary Possessions



balloon



board game



camera



chocolate



dinosaur



dress



jigsaw



necklace



umbrella



watch

1

Picture Dictionary Feelings



angry



happy



hungry



sad



thirsty



tired



What are your favourite words?

2

Picture Dictionary Jobs



builder



cook



doctor



farmer



football player



police officer



scientist



teacher



waiter




zoo keeper

2

Picture Dictionary Toys



bus



car



lorry



motorbike



plane



train



What are your favourite words?

3

Picture Dictionary Places in town



castle



cinema



hospital



library



museum



park



restaurant



shop



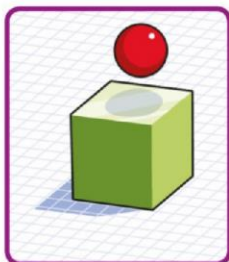
station



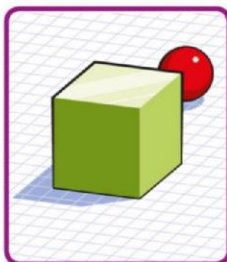
swimming pool

3

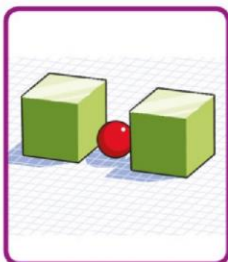
Picture Dictionary Prepositions of place



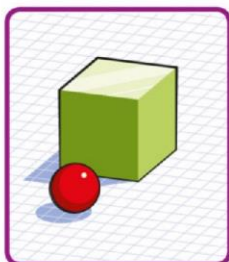
above



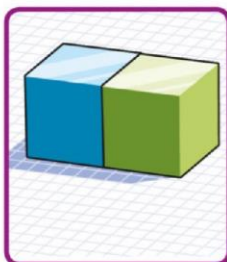
behind



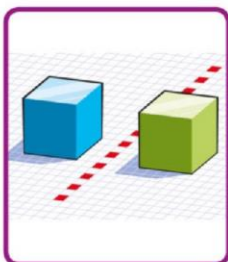
between



in front of



next to



opposite



What are your favourite words?

4

Picture Dictionary Sports



do athletics



do gymnastics



do trampolining



go mountain biking




go rowing



go swimming




play badminton



play baseball



play handball



play rugby

4

Picture Dictionary Break time activities



do exercise



drink lemonade



drink milk



eat fruit



eat sweets



go outdoors



What are your favourite words?

How can we be healthy?



_____ I can

Draw, write and say.

How can you be healthy?



We can do healthy activities at break time.



Do you do exercise?
Yes, I do.

Do you go outdoors?
Yes, I do.



Do you drink lemonade?
No, I don't.

Do you eat sweets?
No, I don't.



What do you do at break time?

Complete the questions.
Then answer for you.



Do you drink milk ?



Do you _____ ?



_____ ?



Make your mini book.



1

Draw and write about what you do outdoors with friends.

We can go outdoors and have fun with friends.



2

I don't play baseball.



I don't do gymnastics.



I go swimming.



I do trampolining.



We can play lots of sports.



We can look after our bodies.

Read and match.

Exercise and good food gives you ...

1 healthy skin.



2 strong bones.



3 good teeth.



4 shiny hair.



What sports do you do?

Look and write.

I ... I don't ...









6

3



Why are towns great?



Towns are great because _____

Why do **you** think towns are great?
Draw, write and say.



Exploring towns is interesting.

Where's **your** school?

Draw and write.



Where's the swimming pool?
It's between the library and the park.

My school is next to _____.
It's _____.

4

5




Make your mini book.



7

2

_____.
 _____ In my town, you can visit



Draw and write about an interesting place in your town.

We can visit interesting places.



There are lots of places in town.



No, there aren't. There's a castle and a big park.

Are there any museums?

Yes, there is.

Is there a train station?



It's easy to walk around towns.

Match.



Turn right.



Go straight on.



Turn left.

Where can you go in your town?

Tick ✓ or cross ✗. Write.



Are there any shops? _____

Is there a cinema? _____

There's a _____.

6

3



What's fun about games?




ny si _____

What do you think is fun about games?
Draw, write and say.



Playing with toys is fun.


These are my cars.



This is my plane.



These are my trains.




This is my motorbike.



Which toys do you play with?


Draw and write.



These are my _____.



This is my _____.



4

5




Make your mini book.



7

My favourite team game is _____
 This is a picture of _____



Draw and write about your favourite team game.

We can play team games.



2

No, she isn't.
 She's a teacher.

Is she a police officer?

No, he isn't.
 He's a cook.

Is he a waiter?

Yes, she is.

Is she a zoo keeper?

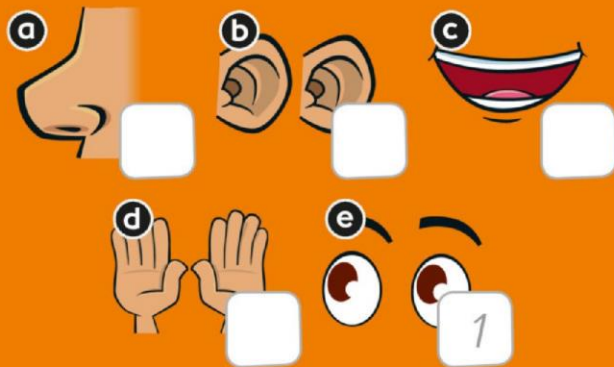


Dressing up is fun!



We can play guessing games.

Look and write the number.



1 see

4 smell

2 hear

5 taste

3 touch

Who are these people dressed up as?

Look and write.



Is he a football player?



Is she a doctor?

She's _____.

6

3



Why do we like birthdays?



I like birthdays because _____

Why do you like birthdays?
Draw, write and say.



I like family celebrations.

How are you today?

Draw yourself. Then answer for you.



Is she tired?

No, she isn't.



Is he hungry?

Yes, he is.



Blank space for drawing and writing.

Are you happy?

Are you thirsty?

4

5




Make your mini book.



1

My favourite party game is _____



Draw and write about your favourite party game.

I like party games!



2

This is his dinosaur.
 This is his umbrella.
 This is her necklace.
 This is her chocolate.



We like presents!



I like birthday cards!

Look and write the number.



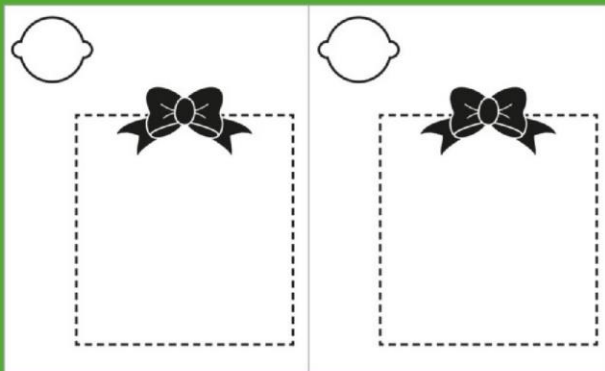
string

card

sticky tape

Which presents have they got?

Draw friends. Draw a present for your friends. Then circle and complete.



This is his her _____.

This is his her _____.

6


3



Oxford University Press is the world's authority on the English language.

As part of the University of Oxford, we are committed to furthering English language learning worldwide.



We continuously bring together our experience, expertise and research to create resources such as this one, helping millions of learners of English to achieve their potential.



OXFORD
UNIVERSITY PRESS

BRIGHT IDEAS

2A



Future is Today

آینده همین امروزه